



Product certificate K6237/09

Issued 2021-12-15

Replaces K6237/08

Page 1 of 5

Compression fittings for joints for copper pipes

STATEMENT BY KIWA

With this product certificate, issued in accordance with the Kiwa Regulations for Certification, Kiwa declares that legitimate confidence exists that the products supplied by

General Fittings S.p.A.

as specified in this product certificate and marked with the Kiwa®-mark in the manner as indicated in this product certificate may, on delivery, be relied upon to comply with Kiwa evaluation guideline BRL-K639 "Compression fittings for joints for copper pipes" dated 01-10-2019,

which covers the requirements of

EN 1254-2: 1998: "Copper and copper alloys – Plumbing fittings – Part 4: Fittings with compression ends for use with copper tubes".

EN 1254-4, 1998: "Copper and copper alloys – Plumbing fittings – Part 4: Fittings combining other end connections with capillary or compression ends.".

Ron Scheepers
Kiwa

Publication of this certificate is allowed.

Advice: consult www.kiwa.nl in order to ensure that this certificate is still valid.

CERTIFICATE

Kiwa Nederland B.V.

Sir Winston Churchillaan 273
Postbus 70
2280 AB RIJSWIJK
The Netherlands
Tel. +31 88 998 44 00
Fax +31 88 998 44 20
info@kiwa.nl
www.kiwa.nl

Company

General Fittings S.p.a.
Via Gogli 73/75
25064 GUSSAGO (BS)
Italy
Tel. +39 (0) 30 3739017
Fax +39 (0) 30 3739021
info@generalfittings.it
www.generalfittings.it



Certification process
consists of initial and
regular assessment of:

- quality system
- product

Compression fittings for joints for copper pipes

PRODUCT SPECIFICATION

The products mentioned below belong to this product certificate.

The products mentioned below may be delivered galvanically plated with a layer composition of copper and tin.

1N00 series

* Compression ends size 14 and 16 mm are meant for the Italian market only

1N00.00 - Straight coupler

Compression x compression

10 x 10
12 x 12
14 x 14*
15 x 15
16 x 16*
18 x 18
22 x 22
28 x 28
35 x 35
42 x 42
54 x 54

1N00.01 – Straight reducing coupler

Male thread x compression

R ¼ x 10
R ⅜ x 10
R ½ x 10
G ⅜ x 12
R ⅜ x 12
G ½ x 12
R ½ x 12
G ½ x 14*
R ½ x 14*
R ¾ x 14*
G ¾ x 14*
R ¼ x 15
G ⅜ x 15
R ⅜ x 15
G ½ x 15
R ½ x 15
G ¾ x 15
R ¾ x 15
G ½ x 16*
R ½ x 16*
G ¾ x 16*
R ¾ x 16*
G ½ x 18
R ½ x 18
G ¾ x 18
R ¾ x 18
G ½ x 22
R ½ x 22
G ¾ x 22
R ¾ x 22
G 1 x 22
R 1 x 22
R ¾ x 28
G 1 x 28
R 1 x 28
R 1¼ x 35
R 1½ x 42
R 2 x 54

1N00.02 – Straight reducing coupler

Female thread x compression

Rp ¼ x 10
Rp ⅜ x 10
Rp ½ x 10
G ⅜ x 12
Rp ⅜ x 12
G ½ x 12
Rp ½ x 12
Rp ½ x 14*
Rp ¾ x 14*
G ⅜ x 15
Rp ⅜ x 15
G ½ x 15
Rp ½ x 15
G ¾ x 15
Rp ¾ x 15
Rp ½ x 16*
Rp ¾ x 16*
Rp ½ x 18
G ¾ x 18
Rp ¾ x 18
Rp 1 x 18
G ½ x 22
Rp ½ x 22
G ¾ x 22
Rp ¾ x 22
Rp 1 x 22
Rp 1 x 28
G 1 x 28
Rp 1¼ x 35
Rp 1½ x 42
Rp 2 x 54

1N00.03 – Straight reducing coupler

Compression x compression

12 x 10
15 x 10
15 x 12
18 x 15
22 x 15
28 x 22
35 x 15
35 x 22
35 x 28

1N00.08 - Tee

Female thread x compression x compression

G ½ x 15 x 15
Rp ½ x 15 x 15
G ½ x 22 x 22
Rp ½ x 22 x 22
G ¾ x 22 x 22
Rp ¾ x 22 x 22

Compression fittings for joints for copper pipes

1N00.09 – Tee elbow

Compression x compression x compression
 15 x 15 x 15
 22 x 15 x 15
 22 x 22 x 15
 22 x 22 x 22

1N00.10 - Tee

Compression x compression x compression
 10 x 10 x 10
 12 x 12 x 12
 14 x 14 x 14*
 15 x 15 x 15
 16 x 16 x 16*
 18 x 18 x 18
 22 x 22 x 22
 28 x 28 x 28
 35 x 35 x 35
 42 x 42 x 42
 54 x 54 x 54

1N00.12 – Tee

Compression x female thread x compression
 12 x Rp ½ x 12
 14 x Rp ½ x 14*
 14 x G ½ x 14*
 14 x Rp ¾ x 14*
 15 x Rp ¼ x 15
 15 x G ⅝ x 15
 15 x Rp ⅝ x 15
 15 x G ½ x 15
 15 x Rp ½ x 15
 15 x Rp ¾ x 15
 16 x Rp ½ x 16*
 16 x Rp ¾ x 16*
 18 x Rp ½ x 18
 18 x Rp ¾ x 18
 22 x Rp ½ x 22
 22 x G ¾ x 22
 22 x Rp ¾ x 22
 28 x G ½ x 28
 28 x Rp ½ x 28
 28 x G ¾ x 28
 28 x Rp ¾ x 28

1N00.13 – Tee, reducing

Compression x compression x compression
 12 x 15 x 12
 15 x 12 x 12
 15 x 12 x 15
 15 x 15 x 12
 15 x 22 x 15
 18 x 15 x 18
 22 x 15 x 15
 22 x 15 x 22
 22 x 18 x 22
 22 x 22 x 15
 22 x 28 x 22
 28 x 15 x 22
 28 x 15 x 28

1N00.13 – Tee, reducing (continued)

28 x 22 x 15
 28 x 22 x 22
 28 x 22 x 28
 28 x 28 x 15
 28 x 28 x 22
 35 x 15 x 35
 35 x 22 x 35
 35 x 28 x 35

1N00.17 – Tee

Male thread x compression x compression
 G ½ x 15 x 15
 R ½ x 15 x 15
 G ¾ x 22 x 22
 R ¾ x 22 x 22
 G 1 x 22 x 22
 R 1 x 22 x 22
 G 1 x 28 x 28
 R 1 x 28 x 28

1N00.20 – Elbow

Compression x compression
 10 x 10
 12 x 12
 14 x 14*
 15 x 15
 16 x 16*
 18 x 18
 22 x 22
 28 x 28
 35 x 35
 42 x 42
 54 x 54

1N00.21 – Elbow

Male thread x compression
 R ⅝ x 10
 R ½ x 10
 R ¼ x 12
 G ⅝ x 12
 R ⅝ x 12
 G ½ x 12
 R ½ x 12
 R ¾ x 12
 R ½ x 14*
 R ¾ x 14*
 R ⅝ x 15
 G ½ x 15
 R ½ x 15
 G ¾ x 15
 R ¾ x 15
 R ½ x 16*
 R ¾ x 16*
 R ½ x 18
 R ¾ x 18
 R ½ x 22
 G ¾ x 22
 R ¾ x 22
 G 1 x 22

Compression fittings for joints for copper pipes

1N00.21 – Elbow (continued)

R 1x 22
 G ¾ x 28
 R ¾ x 28
 G 1x 28
 R 1x 28
 R 1¼ x 35
 R 1½ x 42
 R 2 x 54

1N00.22 – Elbow

Female thread x compression

Rp ⅝ x 10
 Rp ½ x 10
 Rp ⅝ x 12
 Rp ½ x 12
 Rp ¾ x 12
 Rp ½ x 14*
 Rp ¾ x 14*
 Rp ⅝ x 15
 G ⅝ x 15
 Rp ½ x 15
 G ¾ x 15
 Rp ¾ x 15
 Rp ½ x 16*
 Rp ¾ x 16*
 Rp ½ x 18
 G ½ x 18
 G ¾ x 18
 Rp ¾ x 18
 G ½ x 22
 Rp ½ x 22
 Rp ¾ x 22
 G 1x 22
 Rp 1x 22
 Rp ¾ x 28
 G ¾ x 28
 Rp 1x 28
 Rp 1¼ x 35
 Rp 1½ x 42
 Rp 2 x 54

1N00.23 – Elbow, wall plate

Female thread x compression

G ½ x 12
 Rp ½ x 12
 G ½ x 14*
 Rp ½ x 14*

1N00.23 – Elbow, wall plate (continued)

Rp ½ x 15
 G ½ x 15
 Rp ¾ x 15
 G ¾ x 15
 G ½ x 16*
 Rp ½ x 16*
 G ½ x 18
 Rp¾ x 22
 G¾ x 22

1N00.29 – Elbow, reducing

Compression x compression

10 x 12
 15 x 10
 15 x 12
 22 x 15
 28 x 15
 28 x 22

1N00.36 – Cross

Compression

15
 22
 28

1N00.40 – Male cap

10
 12
 15
 22
 28
 35
 42
 54

1N00.B1 – Reduced cross

Compression

22 x 15 x 22 x 15
 22 x 15 x 15 x 15

1N00.B2 – Male wall plate elbow

Male thread x compression

G½ x 15
 G¾ x 15

Compression fittings for joints for copper pipes

Fitness for contact with drinking water





This product is approved on the basis of the requirements for hygienic aspects set in the "Regeling materialen en chemicaliën drink- en warm tapwatervoorziening" dated 01-07-2017 ("Materials and chemicals in the supply of drinking water and warm tap water Regulation"), published in the Government Gazette).

These hygienic aspects are based on two main criteria. The product shall permanently comply with:

- The product recipe approved during the assessment procedure. This recipe is not to be changed without prior approval by Kiwa according to the Kiwa approval procedure for the hygienic aspects;
- Specific product requirements for the hygienic aspects.

The recipe and specific product requirements are laid down in the for confidentiality reasons undisclosed 'appendix hygienic aspects' to this certificate.

MARKING

The Kiwa®-mark products are marked with the word mark "KIWA  or, on very small fittings only, the abbreviated word mark  or  or .

The fittings shall be provided with at least the following marks:

- KIWA mark as mentioned above;
- manufacturer's name, trade name or logo on the fitting and compression nut(s);
- nominal size on the compression nuts.

Compulsory specifications:

- Marking as specified in EN 1254, if applicable.
- manufacturer's name, trade name or logo on the fitting and compression nut(s);

Method of marking:

- non-erasable;
- visible after assembly.

APPLICATION AND USE

The fittings with compression ends are used to connect copper pipes, according to the Kiwa evaluation guideline BRL-K760, in tap water and gas installations and in heating installations. The tightening is achieved by a compression or cutting ring or forming of the tube at its end, without making use of soldering material or screw thread on the copper tube.

For application in tap water installations, a maximum working pressure of 1000 kPa and a maximum water temperature of 90°C is applicable.

RECOMMENDATIONS FOR CUSTOMERS

Check at the time of delivery whether:

- the supplier has delivered in accordance with the agreement;
- the mark and the marking method are correct;
- the products show no visible defects as a result of transport etc.

If you should reject a product on the basis of the above, please contact:

- General Fittings S.p.A.

And, if necessary,

- Kiwa Nederland B.V.

Consult the supplier's processing guidelines for the proper storage and transport methods.