




Technical data sheet

Water meter manifolds

Contents

DESCRIPTION	3
ADVANTAGES	3
FIELDS OF APPLICATION	3
REGULATIONS	3

Water meter manifolds






DESCRIPTION

Water meter manifolds are used to install water meters in line. They have flat stop and center distance of 150/200 for the positioning of the meter without interference.

ADVANTAGES

- Raw materials complying with UBA LIST

FIELDS OF APPLICATION

APPLICATIONS		T. min.	T. max / metal pipes	T. max / metal-plastic pipes	Max. pressure
	hot sanitary water	-20°C	+120°C	+95°C	10 bar
	drinking water	-20°C	+120°C	+95°C	10 bar
	-20°C: only with antifreeze liquid (glycol) in % max of 30%				

REGULATIONS

- UNI EN ISO 228-1
"Piping thread for coupling not with tightness on the thread".
- EN ISO 1254 - 2,3,4
Copper and copper alloys - Plumbing fittings.
- D.M. 174 (06/04/2004)
Raw materials used are of high quality and comply with the Ministerial Decree N°174 dated 06/04/2004 concerning the materials and the items used in fixed installations for water collection, treatment and supply.

- Comply with 4MS, UBA List (BC group), DIN 50930/6 Dir. 2011/65/UE, 6C attachment III (RhOSII).



GENERAL FITTINGS SPA

Via Golgi 73/75, 25064 Gussago (BS) - ITALY

te. +39 030 3739017

www.generalfittings.it