



SAFE_PRESS

Data sheet LINE 5T00 SAFE_PRESS

Multijaws press fittings with Leak Before Press system

Contents

DESCRIPTION	3
ADVANTAGES	3
FIELDS OF APPLICATION	4
LEAK BEFORE PRESS	5
PRESSING PROFILES	6
COMPONENTS AND MATERIALS	7
REGULATIONS	7
CERTIFICATIONS	9
ASSEMBLY INSTRUCTIONS	10

LINE 5T00**Multijaws press fittings with LBP system****SAFE_PRESS****DESCRIPTION**

Press fittings for multilayer pipe of line SAFE_PRESS are equipped with LEAK BEFORE PRESS (LBP) system to detect water leak when the fitting is not pressed. This allows the plumber to easily detect the improper installation and eventually react promptly. The "leak before press" function guarantees greater safety and time savings during installation.

Fittings are suitable for cold or hot water supply for sanitary or heating systems, and for any kind of sanitary installation such as domestic, commercial, industry and farming and with non-aggressive fluids.

The geometry of the fitting allows an excellent coupling between pipe and fitting after pressing and the plastic insulation ring windows allow to check the correct insertion of the pipe. Two O-rings guarantee the seal and reliability over time.









Fitting body is made of brass, while the sleeve is made of AISI 304 stainless steel.

Since the connecting type is irreversible (it is not possible to disassemble), it is possible to place the fittings concealed, taking care of protecting it from non-suitable materials.

ADVANTAGES

- "Leak Before Press" function for extra safety
- Multitool
- Plastic insulation ring to prevent electrolytic corrosion, and with windows to check the correct insertion of pipe
- Double O-Ring
- DVGW and OVGW certified
- Raw materials complying with UBA LIST
- UNI EN 10226-1 threads (former ISO 7/1)
- Efficient installation: double wallplate elbow allows to make installations in series or rings for a better distribution and change of water
- Product traceability guaranteed by the date stamped on the body of the fitting

FIELDS OF APPLICATION

APPLICATIONS		T. min.	T. max	T. of the system	Max. pressure
	drinking water	-20°C	+120°C	-20°C/+95°C	10 bar
	hot sanitary water	-20°C	+120°C	-20°C/+95°C	10 bar
	cooling	-20°C	+120°C	-20°C/+95°C	10 bar
	heating	-20°C	+120°C	-20°C/+95°C	10 bar
	floor heating	-20°C	+120°C	-20°C/+95°C	10 bar
	irrigation	-20°C	+120°C	-20°C/+95°C	10 bar
	compressed air	-20°C	+120°C	-20°C/+95°C	10 bar
	-20°C: with the use of glycol in a maximum percentage of 30%				

LEAK BEFORE PRESS



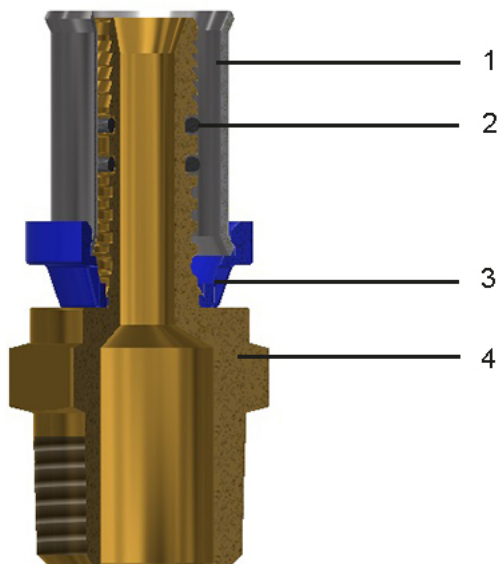
LBP system guarantees a fast and safe installation as if the fitting is not pressed the system shows the water leakage.





When the fitting is pressed correctly, the water circulates in the system and no leaks are observed. If, on the other hand, the fitting is not pressed, leaked water will be visible once it begins circulating in the system. Thanks to LBP system the non-pressed joints are immediately visible, thus allowing a prompt and timely intervention reducing the possibility of errors or oversights that can affect the tightness of the system over time.

PRESSING PROFILES

Ø	TH	H	U
16x2.0	TH	H	U
20x2.0	TH	H	U
25x2.5	TH	H	U
26x3.0	TH	H	-
32x3.0	TH	H	U
40x3.5	TH	H	U
50x4.0	TH	H	U
63x4.5	TH	-	U

COMPONENTS AND MATERIALS



LEGEND		COMPONENTS	MATERIALS
	1	Sleeve	Stainless steel - AISI 304
	2	O-Ring	Elastomer for drinking water
	3	Closing ring	Nylon
	4	Body	Brass CW617N - UNI EN 12165

S

REGULATIONS

- UNI EN ISO 21003-3

Fittings comply with UNI EN ISO 21003-3 law: "Multilayer piping systems for hot and cold water supply installations inside building"

- UNI EN 1254-7-8

Fittings comply with UNI EN 1254-7-8 law. Part 8: "Fittings with press ends for use with plastics and multilayer pipes".

- UNI EN 10226-1

Threads comply with UNI EN 10226-1 law: "Piping thread for coupling on the thread".

- D.M. 174 (06/04/2004)























Raw materials used are of high quality and comply with the Ministerial Decree N°174 dated 06/04/2004 concerning the materials and the items used in fixed installations for water collection, treatment and supply.

- Comply with 4MS, UBA List (BC group), DIN 50930/6 Dir. 2011/65/UE, 6C attachment III (RhOSII).

- Comply with DVGW W534 - ISO21003

- Comply with KIWA ATA - ISO21003

CERTIFICATIONS

COUNTRY	CERTIFICATION	COUNTRY	CERTIFICATION
			
			
			
			
			
			

ASSEMBLY INSTRUCTIONS

Cut the pipe perpendicularly to its axis using an appropriate pipe-cutting tool [code TT500.00].



Calibrate the pipe using special reamer [code CS50.00, MA00.90], removing possible residual chips. The pipe edge should be trimmed throughout the circumference.



Insert the pipe into the pipe holder until the pipe stops at the plastic ring. Check that the pipe is properly inserted and visible from all inspection windows.



Place the pressing jaws and operate the electric button of the pressing machine.

An improper placing of the jaws could damage the proper system functioning.





GENERAL FITTINGS SPA

Via Golgi 73/75, 25064 Gussago (BS) - ITALY

te. +39 030 3739017

www.generalfittings.it