



EWOPREX

EWOPREX data sheet

Multijaws press fittings with galvanic treatment and LBP system

Contents

DESCRIPTION	3
ADVANTAGES	4
FIELDS OF APPLICATION	5
COMPONENTS AND MATERIALS	6
LEAK BEFORE PRESS	7
PRESSING PROFILES	7
COLOURED PLASTIC INSULATION RINGS	8
REGULATIONS	8
CERTIFICATIONS	8
ASSEMBLY INSTRUCTIONS	10

Multijaws press fittings with galvanic treatment and LBP system



EWOPREX

DESCRIPTION

EWOPREX multi-layer pipe press fittings are made of brass with a special "STEEL-LIKE TIN" electroplating and have a steel sleeve. The 'STEEL LIKE TIN' galvanic treatment reduces limescale deposits, protects against lead release, resists to corrosion and wear, counteracts dezincification and guarantees high water potability.

EWOPREX press fittings are equipped with LEAK BEFORE PRESS (LBP) system to detect water leak if the fitting is not pressed. This allows to easily detect the improper installation and eventually react promptly, thus reducing the possibility of error or forgetfulness that can affect the sealing of the system over time.

EWOPREX fittings have been designed and tested to be used with TH, H and U profile jaws.









The different colour of the insulation rings allows to easily identify the diameter and thickness of the pipe.

The fittings can be used in hot and cold water supply systems for sanitary or heating/cooling purposes and in any type of hydraulic installation (commercial, domestic, industrial and agricultural) and with non-aggressive fluids.

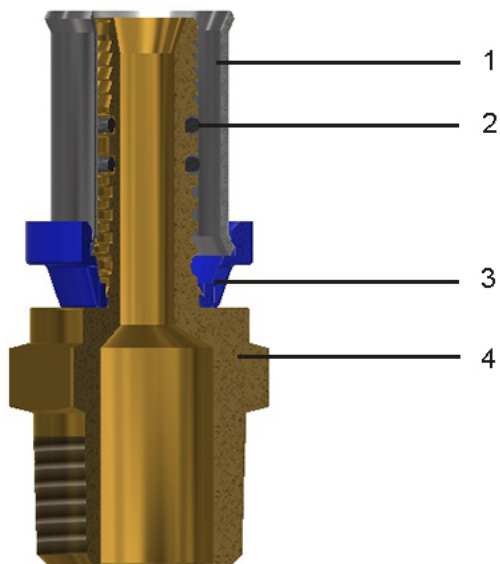
ADVANTAGES





- "STEEL LIKE TIN" treatment: absence of porosity; drastic reduction of limescale deposits; resistance to corrosion and wear; long-lasting shine; high potability.
- "Leak Before Press" function: maximum safety
- Multi-profile TH, H, U
- Plastic insulation ring to prevent electrolytic corrosion, and with windows to check the correct insertion of pipe
- Coloured plastic insulation rings to identify pipe diameter and thickness
- Raw materials complying with UBA LIST
- Double O-Ring
- Wide range
- Product traceability

FIELDS OF APPLICATION

APPLICATIONS		T. min.	T. max	T. of the system	Max. pressure
	drinking water	-20°C	+120°C	-20°C/+95°C	10 bar
	hot sanitary water	-20°C	+120°C	-20°C/+95°C	10 bar
	cooling	-20°C	+120°C	-20°C/+95°C	10 bar
	heating	-20°C	+120°C	-20°C/+95°C	10 bar
	floor heating	-20°C	+120°C	-20°C/+95°C	10 bar
	irrigation	-20°C	+120°C	-20°C/+95°C	10 bar
	compressed air	-20°C	+120°C	-20°C/+95°C	10 bar
	-20°C: with the use of glycol in a maximum percentage of 30%				

COMPONENTS AND MATERIALS



LEGEND		COMPONENTS	MATERIALS
	1	Sleeve	Stainless steel - AISI 304
	2	O-Ring	Elastomer for drinking water
	3	Closing ring	Nylon
	4	Body	Brass CW617N - UNI EN 12165 with STEEL LIKE TIN treatment

LEAK BEFORE PRESS



The LEAK BEFORE PRESS guarantees the fast and safe installation of press fittings as it allows the leakage of liquid where the joint has not been pressed.

When the fitting is pressed correctly, the water circulates in the system and no leaks are observed. If, on the other hand, the fitting is not pressed, leaked water will be visible once it begins circulating in the system.

Thanks to the LEAK-FREE system, it is then possible to quickly recognise the points not pressed and intervene accordingly, reducing the likelihood of error or forgetfulness that can affect the seal of the system over time.

PRESSING PROFILES

Ø	TH	H	U
16x2.0	TH	H	U
16x2.25	TH	H	U
20x2.5	TH	H	U
25x2.5	TH	H	U
26x3.0	TH	H	-
32x3.0	TH	H	U
40x3.5	TH	H	U
50x4.0	TH	H	U
63x4.5	TH	-	U

COLOURED PLASTIC INSULATION RINGS



A different colour for each pipe diameter, for easy assembly.

REGULATIONS

- UNI EN ISO 21003-3

Fittings comply with UNI EN ISO 21003-3 law: "Multilayer piping systems for hot and cold water supply installations inside building"

- 1254-7-8 REGULATION

Fittings comply with UNI EN 1254-7-8 law. Part 8: "Fittings with press ends for use with plastics and multilayer pipes".

- UNI EN 10226-1







Threads comply with UNI EN 10226-1 law: "Piping thread for coupling on the thread".

- D.M. 174 (06/04/2004)

The raw materials used are of high quality and comply with the Ministerial Decree N°174 dated 06/04/2004 concerning the materials and the items used in fixed installations for water collection, treatment and supply

- Comply with 4MS, UBA List (BC group), DIN 50930/6 Dir. 2011/65/UE, 6C attachment III (RhOSII).

CERTIFICATIONS

COUNTRY	CERTIFICATION	COUNTRY	CERTIFICATION
			
			

ASSEMBLY INSTRUCTIONS

Cut the pipe perpendicularly to its axis using an appropriate pipe-cutting tool [code TT500.00].



Calibrate the pipe using special reamer [code CS50.00, MA00.90], removing possible residual chips. The pipe edge should be trimmed throughout the circumference.



Insert the pipe into the pipe holder until the pipe stops at the plastic ring. Check that the pipe is properly inserted and visible from all inspection windows.



Place the pressing jaws and operate the electric button of the pressing machine.

An improper placing of the jaws could damage the proper system functioning.





GENERAL FITTINGS SPA

Via Golgi 73/75, 25064 Gussago (BS) - ITALY

te. +39 030 3739017

www.generalfittings.it