

Manifolds for sanitary distribution



Technical data sheet Brass-bar manifolds for heating

Contents

DESCRIPTION	3
ADVANTAGES	3
FIELDS OF APPLICATION	4
MATERIALS	4
REGULATIONS	4
CERTIFICATIONS	5
ASSEMBLY INSTRUCTIONS	5

Brass-bar manifolds for heating



DESCRIPTION

Brass-bar manifolds are available in yellow and nickel-plated brass, in a complete series of sizes, from 2 to 12 ways.







Brass-bar manifolds are suitable for the realization of heating and sanitary installations. Manifolds configuration permits the realization of hot and/or cold circuits in parallel. They have center distance of 55mm. 6200.G9/6200.G9.N have holes on both sides.

Different accessories, such as air vent valves, charge/discharge valves, ball valves, allow to complete the manifold with all the necessary components for the correct operation of the system.

ADVANTAGES

- Suitable both for high and low temperature installations
- Raw materials complying with UBA LIST
- Suitable with plastic, metal and metal-plastic pipes.
- Suitable both for heating and cooling installations

FIELDS OF APPLICATION

APPLICATIONS		T. min.	T. max / metal pipes	T. max / metal-plastic pipes	Max. pressure
	hot sanitary water	-20°C	+120°C	+95°C	10 bar
	drinking water	-20°C	+120°C	+95°C	10 bar
	heating	-20°C	+120°C	+95°C	10 bar
	floor heating	-20°C	+120°C	+95°C	10 bar
	cooling	-20°C	+120°C	+95°C	10 bar
	-20°C: only with antifreeze liquid (glycol) in % max of 30%				

S

MATERIALS

Special brass alloy with a high copper content.

REGULATIONS

- UNI EN ISO 228-1

"Piping thread for coupling not with tightness on the thread"

- EN ISO 1254 - 2,3,4



Copper and copper alloys - Plumbing fittings

- D.M. 174 (06/04/2004)

Raw materials used are of high quality and comply with the Ministerial Decree N°174 dated 06/04/2004 concerning the materials and the items used in fixed installations for water collection, treatment and supply.

- Comply with 4MS, UBA List (BC group), DIN 50930/6 Dir. 2011/65/UE, 6C attachment III (RhOSII).

CERTIFICATIONS

COUNTRY	CERTIFICATION	COUNTRY	CERTIFICATION	COUNTRY	CERTIFICATION
					
					

S

ASSEMBLY INSTRUCTIONS

To intercept the flow and facilitate any maintenance work, male threaded ball shut-off valves (7100, 7S00 and 7Y00) can be installed at the inlet of the manifold. At the end of the manifold it is possible to install terminal groups or end caps.



GENERAL FITTINGS SPA

Via Golgi 73/75, 25064 Gussago (BS) - ITALY

te. +39 030 3739017

www.generalfittings.it