



TRIDENT

Data sheet LINE 5G00 TRIDENT

Multijaws press fittings for gas, heating and water

Contents

DESCRIPTION	3
ADVANTAGES	4
FIELDS OF APPLICATION	5
COMPONENTS AND MATERIALS	6
PRESSING PROFILES	7
REGULATIONS	8
CERTIFICATIONS	8
ASSEMBLY INSTRUCTIONS	9

LINE 5G00**Multijaws press fittings for water,
gas and heating****TRIDENT****DESCRIPTION**

TRIDENT is the exclusive and unique line of press fittings for multilayer pipe suitable for WATER, GAS and HEATING. Fittings are suitable for cold or hot water supply for sanitary or heating systems, installations of gas supply for residential use from distribution network or LPG cylinders or tanks to be realized with metal-plastic pipes, and for any kind of sanitary installation such as domestic, commercial, industry and farming and with non-aggressive fluids.

Fittings of line 5G00 TRIDENT have been designed and tested to be used with TH, H, U crimper profiles.

Fittings body is made of brass, while the sleeve is made of AISI 304 stainless steel.

The geometry of the fitting allows an excellent coupling between pipe and fitting after pressing and the plastic insulation ring windows allow to check the correct insertion of the pipe. Two O-rings guarantee the seal and reliability over time.










Since the connecting type is irreversible (it is not possible to disassemble):

- WATER INSTALLATIONS: it is possible to place the fittings chased in, taking care of protecting it from non-suitable materials (see certificate of conformity nr 0128/15)
- GAS INSTALLATIONS: it is possible to place the fitting chased in, taking care to place it inside an inspectable sump unit.

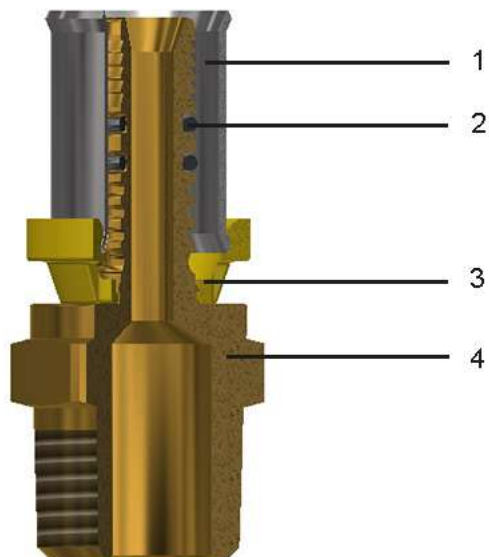
ADVANTAGES





- Universal fittings: WATER, GAS, HEATING
- Multitool
- Certified O-Ring for water and gas
- Simplification of code management and halving of stock
- No risk of confusion gas / water and vice versa on construction site
- Sleeve with colored stick for immediate identification of applications and dimensions
- Plastic insulation ring to prevent electrolytic corrosion, and with windows to check the correct insertion of pipe
- Raw materials complying with UBA LIST
- Comply with UNI 11344 standards
- Product traceability guaranteed by the date stamped on the body of the fitting
- ISO 7/1 threads
- Wide range [from Ø 16 to Ø 32]

FIELDS OF APPLICATION

APPLICATIONS		T. min.	T. max	System T.	Max. pressure
	drinking water	-20°C	+120°C	-20°C/+95°C	10 bar
	sanitary hot water	-20°C	+120°C	-20°C/+95°C	10 bar
	cooling	-20°C	+120°C	-20°C/+95°C	10 bar
	radiators	-20°C	+120°C	-20°C/+95°C	10 bar
	floor heating	-20°C	+120°C	-20°C/+95°C	10 bar
	compressed air	-20°C	+120°C	-20°C/+95°C	10 bar
	irrigation	-20°C	+120°C	-20°C/+95°C	10 bar
	gas	-20°C	+70°C	-20°C/+70°C	0.5 MOP
	-20°C: with the use of glycol in a maximum percentage of 30%				

COMPONENTS AND MATERIALS



LEGEND		COMPONENTS	MATERIALS
	1	Sleeve	Stainless steel - AISI 304
	2	O-Ring	Elastomer for drinking water and gas
	3	Closing ring	Nylon
	4	Body	Brass CW617N - UNI EN 12165

PRESSING PROFILES

∅		TH		H		U
WATER						
16x2.0		TH		H		U
20x2.0		TH		H		U
26x3.0		TH		H		-
32x3.0		TH		H		U
GAS						
16x2.0		TH		H		U
20x2.0		TH		H		U
26x3.0		TH		H		-
32x3.0		TH		H		U

REGULATIONS

- ISO 21003-3

"Multilayer piping systems for hot and cold water supply installations inside building"

- UNI EN 1254-7-8

Fittings comply with UNI EN 1254-7-8 law. Part 8: "Fittings with press ends for use with plastics and multilayer pipes".

- UNI EN 10226-1

Threads comply with UNI EN 10226-1 law: "Piping thread for coupling on the thread".

- D.M. 174 (06/04/2004)

Raw materials used are of high quality and comply with the Ministerial Decree N°174 dated 06/04/2004 concerning the materials and the items used in fixed installations for water collection, treatment and supply.

- UNI 7129















Compliant with UNI 7129 law: "Gas plants for domestic and similar use supplied by network".

- UNI 11344

Compliant with UNI 11344 standard specifies the characteristics of multilayer pipes and fittings suitable for the construction of internal systems for the transport of gaseous fuels of the I, II and III families.

- Comply with 4MS, UBA List (BC group), DIN 50930/6 Dir. 2011/65/UE, 6C attachment III (RhOSII).

CERTIFICATIONS

COUNTRY	CERTIFICATION	COUNTRY	CERTIFICATION	COUNTRY	CERTIFICATION
					
					
					

ASSEMBLY INSTRUCTIONS

Cut the pipe perpendicularly to its axis using an appropriate pipe-cutting tool [code TT500.00].



Calibrate the pipe using special reamer [code CS50.00, MA00.90], removing possible residual chips. The pipe edge should be trimmed throughout the circumference.



Insert the pipe into the pipe holder until the pipe stops at the plastic ring. Check that the pipe is properly inserted and visible from all inspection windows.



Place the pressing jaws and operate the electric button of the pressing machine. An improper placing of the jaws could damage the proper system functioning
N.B. Threaded fittings: place over the fitting a lay of insulating material (no hemp) in order to obtain a better tightness on the coupling. Please check if there isn't a surplus of above mentioned coat, in order to prevent possible breakings caused by excessive screwing.





GENERAL FITTINGS SPA

Via Golgi 73/75, 25064 Gussago (BS) - ITALY

te. +39 030 3739017

www.generalfittings.it