



CATALOG 2024/2025

Plumbing & Heating
components



JNIQUE



CATALOG 2024/2025

Plumbing & Heating
components



UNIQUE



INDEX

FITTINGS FOR COPPER PIPE

| | |
|--|---------|
| AMON 1N00 Compression fittings with brass olive | Pag. 6 |
| AMON 1N00 TIN PLATED Compression fittings with brass olive | Pag. 11 |
| AMON 1N00 DZR Compression fittings with brass olive | Pag. 13 |
| HORUS 1200 Compression fittings with O-Ring | Pag. 18 |
| SOBEK 1400 Sanitary chrome plated fittings | Pag. 21 |

FITTINGS FOR IRON PIPE

| | |
|--|---------|
| CLIO 2600-2700 Brass threaded fittings | Pag. 22 |
| CLIO 2600-2700 DZR Brass threaded fittings | Pag. 45 |
| CLIO 2100 Repairing fittings | Pag. 46 |

PE-X PIPE SYSTEMS

| | |
|---|---------|
| COMP_FIX 3300 Compression fittings with cut brass olive for Pe-X pipe | Pag. 47 |
| Gold-Fix 3400 Axial press fittings for Pe-X and Pe-X/Al/Pe-X pipes | Pag. 52 |
| Gold-Therm 3400 Axial press nickel-plated fittings for Pe-X pipes | Pag. 58 |
| Pe-X pipes | Pag. 59 |
| Axial pressing multilayer pipes | Pag. 60 |

FITTINGS FOR POLYETHYLENE PIPE

| | |
|--|---------|
| KRATOS 4500 Compression fittings with female nut | Pag. 61 |
| COSMOS 4800 Compression fittings with male nut | Pag. 63 |

MULTILAYER PIPE SYSTEMS

| | |
|---|----------|
| SAFE_PRESS 5T00 Multijaws press fittings with LBP system | Pag. 66 |
| URANO 5S00 Multijaws press fittings | Pag. 72 |
| EWOPREX Multijaws press fittings with galvanic treatment and LBP system | Pag. 79 |
| TRIDENT 5G00 Press fittings for gas, heating and water | Pag. 85 |
| COMPRESX 5300 Compression fittings with cut brass olive | Pag. 88 |
| COMPRESX 5E00 Compression fittings with removable pipe holder and cut olive | Pag. 92 |
| WOFLEX Compression fittings with removable pipe holder and cut olive | Pag. 94 |
| Eurocone fittings | Pag. 96 |
| Multilayer pipes for water | Pag. 97 |
| Multilayer pipes for gas installations | Pag. 99 |
| Welcoflex pipes | Pag. 100 |
| Multilayer pipe systems accessories | Pag. 101 |

DISTRIBUTION MANIFOLDS

| | |
|-----------------------------------|----------|
| FLEXUS Self-aligned manifolds | Pag. 103 |
| FLEXUS 90° Self-aligned manifolds | Pag. 106 |
| Sanitary manifolds | Pag. 107 |
| Bar manifolds | Pag. 108 |
| WELCODUAL Coplanar manifolds | Pag. 110 |
| Water meter manifolds | Pag. 112 |

INDEX

| | |
|-----------------------------------|----------|
| Inserts and adapters | Pag. 113 |
| Flat seal adapters | Pag. 115 |
| Distribution manifold accessories | Pag. 116 |

MANIFOLDS FOR RADIANT SYSTEMS

| | |
|--|----------|
| TRITONE Mixing unit | Pag. 117 |
| HOLLER Fixed point mixing station | Pag. 119 |
| THOR Stainless steel manifolds for radiant systems | Pag. 120 |
| ODINO Brass manifolds | Pag. 121 |
| LOKI Modular brass manifolds | Pag. 123 |
| Heating manifold accessories | Pag. 124 |

VALVES AND TAPS

| | |
|---|----------|
| ZEFIRO 7S00 Standard bore ball valves - ISO 228/1 | Pag. 128 |
| NOTO 7100 Full bore ball valves - ISO 228/1 | Pag. 129 |
| Other valves and filters | Pag. 131 |
| IDROS Angle valves | Pag. 132 |
| IDROS Washing machine taps | Pag. 133 |

RADIATOR VALVES

| | |
|--|----------|
| FEBO 7E00 Valves and lockshields for radiator | Pag. 134 |
| HYPERION 7500 Valves and lockshields for radiator | Pag. 135 |
| EOS 7T00 Thermostatic valves with flow pre-setting | Pag. 136 |
| Thermostatic controls | Pag. 137 |
| Adapters and inserts for radiator valves | Pag. 138 |

AMON LINE 1N00

1N00.00 DOUBLE STRAIGHT FITTING



| CODE | Ø | ◇ | ☐ |
|----------------|-------|----|-----|
| 1N0000H060600A | 6x6 | 10 | 300 |
| 1N0000H080800A | 8x8 | 10 | 250 |
| 1N0000H101000A | 10x10 | 10 | 200 |
| 1N0000H121200A | 12x12 | 10 | 150 |
| 1N0000H141400A | 14x14 | 10 | 100 |
| 1N0000H151500A | 15x15 | 10 | 100 |
| 1N0000H161600A | 16x16 | 10 | 100 |
| 1N0000H181800A | 18x18 | 10 | 100 |
| 1N0000H222200A | 22x22 | 10 | 50 |
| 1N0000H282800A | 28x28 | 5 | 30 |
| 1N0000H353500A | 35x35 | - | 20 |
| 1N0000H424200A | 42x42 | - | 10 |
| 1N0000H545400A | 54x54 | - | 5 |

1N00.01 MALE STRAIGHT FITTING



| CODE | Ø | ◇ | ☐ |
|----------------|----------|----|-----|
| 1N0001H020600A | 1/4"x6 | 10 | 300 |
| 1N0001H020800A | 1/4"x8 | 10 | 300 |
| 1N0001H021200A | 1/4"x12 | 10 | 200 |
| 1N0001H021500A | 1/4"x15 | 10 | 180 |
| 1N0001H030800A | 3/8"x8 | 10 | 300 |
| 1N0001H031000A | 3/8"x10 | 10 | 200 |
| 1N0001H031200A | 3/8"x12 | 10 | 200 |
| 1N0001H031500A | 3/8"x15 | 10 | 180 |
| 1N0001H040800A | 1/2"x8 | 10 | 150 |
| 1N0001H041000A | 1/2"x10 | 10 | 150 |
| 1N0001H041200A | 1/2"x12 | 10 | 150 |
| 1N0001H041400A | 1/2"x14 | 10 | 100 |
| 1N0001H041500A | 1/2"x15 | 10 | 100 |
| 1N0001H041600A | 1/2"x16 | 10 | 100 |
| 1N0001H041800A | 1/2"x18 | 10 | 100 |
| 1N0001H042200A | 1/2"x22 | 10 | 70 |
| 1N0001H051400A | 3/4"x14 | 10 | 80 |
| 1N0001H051500A | 3/4"x15 | 10 | 80 |
| 1N0001H051600A | 3/4"x16 | 10 | 80 |
| 1N0001H051800A | 3/4"x18 | 10 | 70 |
| 1N0001H052200A | 3/4"x22 | 10 | 50 |
| 1N0001H052800A | 3/4"x28 | 5 | 50 |
| 1N0001H101800A | 1"x18 | 10 | 50 |
| 1N0001H102200A | 1"x22 | 10 | 50 |
| 1N0001H102800A | 1"x28 | 5 | 30 |
| 1N0001H123500A | 1"1/4x35 | - | 20 |
| 1N0001H144200A | 1"1/2x42 | - | 10 |
| 1N0001H205400A | 2"x54 | - | 8 |

1N00.02 FEMALE STRAIGHT FITTING



| CODE | Ø | ◇ | ☐ |
|----------------|----------|----|-----|
| 1N0002H020800A | 1/4"x8 | 10 | 300 |
| 1N0002H031000A | 3/8"x10 | 10 | 200 |
| 1N0002H031200A | 3/8"x12 | 10 | 150 |
| 1N0002H031500A | 3/8"x15 | 10 | 120 |
| 1N0002H040800A | 1/2"x8 | 10 | 150 |
| 1N0002H041000A | 1/2"x10 | 10 | 150 |
| 1N0002H041200A | 1/2"x12 | 10 | 150 |
| 1N0002H041400A | 1/2"x14 | 10 | 100 |
| 1N0002H041500A | 1/2"x15 | 10 | 100 |
| 1N0002H041600A | 1/2"x16 | 10 | 100 |
| 1N0002H041800A | 1/2"x18 | 10 | 100 |
| 1N0002H042200A | 1/2"x22 | 10 | 60 |
| 1N0002H051400A | 3/4"x14 | 10 | 80 |
| 1N0002H051500A | 3/4"x15 | 10 | 80 |
| 1N0002H051600A | 3/4"x16 | 10 | 80 |
| 1N0002H051800A | 3/4"x18 | 10 | 60 |
| 1N0002H052200A | 3/4"x22 | 10 | 50 |
| 1N0002H101800A | 1"x18 | 10 | 50 |
| 1N0002H102200A | 1"x22 | 10 | 50 |
| 1N0002H102800A | 1"x28 | 5 | 30 |
| 1N0002H123500A | 1"1/4x35 | - | 20 |
| 1N0002H144200A | 1"1/2x42 | - | 20 |
| 1N0002H205400A | 2"x54 | - | 8 |

AMON LINE 1N00

1N00.03 REDUCED STRAIGHT FITTING



| CODE | Ø | ◇ | ☐ |
|----------------|-------|----|-----|
| 1N0003H121000A | 12x10 | 10 | 200 |
| 1N0003H151000A | 15x10 | 10 | 100 |
| 1N0003H151200A | 15x12 | 10 | 100 |
| 1N0003H221500A | 22x15 | 10 | 60 |
| 1N0003H282200A | 28x22 | 5 | 40 |
| 1N0003H351500A | 35x15 | 5 | - |
| 1N0003H352200A | 35x22 | 5 | - |

1N00.08 SIDE FEMALE TEE



| CODE | Ø | ◇ | ☐ |
|----------------|------------|----|----|
| 1N0008H041515A | 1/2"x15x15 | 10 | 50 |
| 1N0008H042222A | 1/2"x22x22 | 10 | 30 |
| 1N0008H052222A | 3/4"x22x22 | 10 | 20 |

1N00.09 TEE ELBOW



| CODE | Ø | ◇ | ☐ |
|----------------|----------|----|----|
| 1N0009H151515A | 15x15x15 | 10 | 50 |
| 1N0009H221515A | 22x15x15 | 10 | - |
| 1N0009H222215A | 22x22x15 | 5 | 20 |
| 1N0009H222222A | 22x22x22 | 10 | - |

1N00.10 TEE



| CODE | Ø | ◇ | ☐ |
|----------------|----------|----|-----|
| 1N0010H080808A | 8x8x8 | 10 | 150 |
| 1N0010H101010A | 10x10x10 | 10 | 100 |
| 1N0010H121212A | 12x12x12 | 10 | 100 |
| 1N0010H141414A | 14x14x14 | 10 | 60 |
| 1N0010H151515A | 15x15x15 | 10 | 60 |
| 1N0010H161616A | 16x16x16 | 10 | 40 |
| 1N0010H181818A | 18x18x18 | 10 | 50 |
| 1N0010H222222A | 22x22x22 | 10 | 20 |
| 1N0010H282828A | 28x28x28 | 5 | 15 |
| 1N0010H353535A | 35x35x35 | - | 10 |
| 1N0010H424242A | 42x42x42 | - | 5 |

1N00.12 FEMALE TEE



| CODE | Ø | ◇ | ☐ |
|----------------|------------|----|----|
| 1N0012H120412A | 12x1/2"x12 | 10 | 60 |
| 1N0012H140414A | 14x1/2"x14 | 10 | 50 |
| 1N0012H150315A | 15x3/8"x15 | 10 | - |
| 1N0012H150415A | 15x1/2"x15 | 10 | 50 |
| 1N0012H160416A | 16x1/2"x16 | 10 | 50 |
| 1N0012H180418A | 18x1/2"x18 | 10 | 40 |
| 1N0012H180518A | 18x3/4"x18 | 10 | 40 |
| 1N0012H220422A | 22x1/2"x22 | 10 | 30 |
| 1N0012H220522A | 22x3/4"x22 | 10 | 30 |
| 1N0012H280428A | 28x1/2"x28 | 5 | 20 |
| 1N0012H280528A | 28x3/4"x28 | 5 | 20 |

1N00.13 REDUCED TEE



| CODE | Ø | ◇ | ☐ |
|----------------|----------|----|----|
| 1N0013H121512A | 12x15x12 | 10 | 70 |
| 1N0013H151212A | 15x12x12 | 10 | 70 |
| 1N0013H151215A | 15x12x15 | 10 | 60 |
| 1N0013H151512A | 15x15x12 | 10 | 60 |
| 1N0013H152215A | 15x22x15 | 10 | 40 |
| 1N0013H221515A | 22x15x15 | 10 | 40 |
| 1N0013H221522A | 22x15x22 | 10 | 30 |
| 1N0013H222215A | 22x22x15 | 10 | 30 |
| 1N0013H222822A | 22x28x22 | 5 | 20 |
| 1N0013H281522A | 28x15x22 | 5 | 20 |
| 1N0013H281528A | 28x15x28 | 5 | 20 |
| 1N0013H282215A | 28x22x15 | 5 | 20 |
| 1N0013H282222A | 28x22x22 | 5 | 20 |
| 1N0013H282228A | 28x22x28 | 5 | 20 |
| 1N0013H282815A | 28x28x15 | 5 | 20 |
| 1N0013H282822A | 28x28x22 | 5 | 20 |
| 1N0013H351535A | 35x15x35 | - | 15 |
| 1N0013H352235A | 35x22x35 | - | 10 |
| 1N0013H352835A | 35x28x35 | - | 10 |

1N00.17 SIDE MALE TEE



| CODE | Ø | ◇ | ☐ |
|----------------|------------|----|----|
| 1N0017H041515A | 1/2"x15x15 | 10 | 60 |
| 1N0017H052222A | 3/4"x22x22 | 10 | 20 |
| 1N0017H102828A | 1"x28x28 | 5 | 20 |

AMON LINE 1N00

1N00.20 DOUBLE ELBOW



| CODE | Ø | ◇ | ☐ |
|----------------|-------|----|-----|
| 1N0020H080800A | 8x8 | 10 | 300 |
| 1N0020H101000A | 10x10 | 10 | 150 |
| 1N0020H121200A | 12x12 | 10 | 100 |
| 1N0020H141400A | 14x14 | 10 | 80 |
| 1N0020H151500A | 15x15 | 10 | 100 |
| 1N0020H161600A | 16x16 | 10 | 70 |
| 1N0020H181800A | 18x18 | 10 | 60 |
| 1N0020H222200A | 22x22 | 10 | 40 |
| 1N0020H282800A | 28x28 | 5 | 20 |
| 1N0020H353500A | 35x35 | - | 15 |
| 1N0020H424200A | 42x42 | - | 10 |
| 1N0020H545400A | 54x54 | - | 5 |

1N00.21 MALE ELBOW



| CODE | Ø | ◇ | ☐ |
|----------------|----------|----|-----|
| 1N0021H041000A | 1/2"x10 | 10 | 120 |
| 1N0021H041200A | 1/2"x12 | 10 | 120 |
| 1N0021H041400A | 1/2"x14 | 10 | 100 |
| 1N0021H041500A | 1/2"x15 | 10 | 100 |
| 1N0021H041600A | 1/2"x16 | 10 | 60 |
| 1N0021H041800A | 1/2"x18 | 10 | 60 |
| 1N0021H051200A | 3/4"x12 | 10 | 50 |
| 1N0021H051400A | 3/4"x14 | 10 | 50 |
| 1N0021H051500A | 3/4"x15 | 10 | 50 |
| 1N0021H051600A | 3/4"x16 | 10 | 50 |
| 1N0021H051800A | 3/4"x18 | 10 | 40 |
| 1N0021H052200A | 3/4"x22 | 10 | 40 |
| 1N0021H052800A | 3/4"x28 | 5 | 30 |
| 1N0021H102200A | 1"x22 | 10 | 40 |
| 1N0021H102800A | 1"x28 | 5 | 30 |
| 1N0021H123500A | 1"1/4x35 | - | 20 |
| 1N0021H144200A | 1"1/2x42 | - | 10 |
| 1N0021H205400A | 2"x54 | - | 5 |

1N00.22 FEMALE ELBOW



| CODE | Ø | ◇ | ☐ |
|----------------|----------|----|-----|
| 1N0022H031200A | 3/8"x12 | 10 | 100 |
| 1N0022H041000A | 1/2"x10 | 10 | 100 |
| 1N0022H041200A | 1/2"x12 | 10 | 100 |
| 1N0022H041400A | 1/2"x14 | 10 | 100 |
| 1N0022H041500A | 1/2"x15 | 10 | 80 |
| 1N0022H041600A | 1/2"x16 | 10 | 60 |
| 1N0022H041800A | 1/2"x18 | 10 | 70 |
| 1N0022H051400A | 3/4"x14 | 10 | 50 |
| 1N0022H051500A | 3/4"x15 | 10 | 50 |
| 1N0022H051600A | 3/4"x16 | 10 | 50 |
| 1N0022H051800A | 3/4"x18 | 10 | 60 |
| 1N0022H052200A | 3/4"x22 | 10 | 50 |
| 1N0022H102200A | 1"x22 | 10 | 30 |
| 1N0022H102800A | 1"x28 | 5 | 30 |
| 1N0022H123500A | 1"1/4x35 | - | 15 |
| 1N0022H144200A | 1"1/2x42 | - | 10 |
| 1N0022H205400A | 2"x54 | - | 5 |

1N00.23 WALLPLATE ELBOW WITH 3 HOLES



| CODE | Ø | ◇ | ☐ |
|----------------|---------|----|----|
| 1N0023H041200A | 1/2"x12 | 10 | 40 |
| 1N0023H041400A | 1/2"x14 | 10 | 40 |
| 1N0023H041500A | 1/2"x15 | 10 | 40 |
| 1N0023H041600A | 1/2"x16 | 10 | 40 |
| 1N0023H042200A | 1/2"x22 | 5 | 30 |
| 1N0023H051500A | 3/4"x15 | 5 | 30 |
| 1N0023H052200A | 3/4"x22 | 5 | 20 |

AMON LINE 1N00



1N00.B2
MALE WALLPLATE ELBOW

| CODE | Ø | ◇ | ☐ |
|----------------|---------|---|----|
| 1N00B2H051500A | 3/4"x15 | 5 | 30 |



1N00.29
REDUCED ELBOW

| CODE | Ø | ◇ | ☐ |
|----------------|-------|----|-----|
| 1N0029H121000A | 12x10 | 10 | 120 |
| 1N0029H151000A | 15x10 | 10 | 100 |
| 1N0029H151200A | 15x12 | 10 | 100 |
| 1N0029H221500A | 22x15 | 10 | 50 |
| 1N0029H282200A | 28x22 | 5 | 30 |



1N00.36
CROSS

| CODE | Ø | ◇ | ☐ |
|----------------|-------------|---|----|
| 1N0036H150000A | 15x15x15x15 | 5 | 30 |
| 1N0036H220000A | 22x22x22x22 | 5 | 20 |
| 1N0036H280000A | 28x28x28x28 | 5 | 10 |



1N00.40
MALE CAP

| CODE | Ø | ◇ | ☐ |
|----------------|----|----|-----|
| 1N0040H120000A | 12 | 10 | 300 |
| 1N0040H150000A | 15 | 10 | 150 |
| 1N0040H220000A | 22 | 10 | 80 |
| 1N0040H280000A | 28 | 10 | 50 |
| 1N0040H350000A | 35 | - | 30 |



1N00.70
NUT

| CODE | Ø |
|----------------|----|
| 1N0070H1000A0A | 10 |
| 1N0070R1200A0A | 12 |
| 1N0070H1400A0A | 14 |
| 1N0070H1500A0A | 15 |
| 1N0070H1600A0A | 16 |
| 1N0070H1800A0A | 18 |
| 1N0070H2200A0A | 22 |
| 1N0070H2800A0A | 28 |
| 1N0070H3500A0A | 35 |
| 1N0070H4200A0A | 42 |
| 1N0070H5400A0A | 54 |



1N00.81
OLIVE

| CODE | Ø | ◇ | ☐ |
|----------------|----|----|------|
| 1N0081R100000H | 10 | 25 | 2500 |
| 1N0081R120000H | 12 | 25 | 1500 |
| 190081R140000H | 14 | - | 2500 |
| 1N0081R150000H | 15 | - | 2000 |
| 190081R160000H | 16 | - | 2000 |
| 190081R180000H | 18 | - | 1500 |
| 1N0081R220000H | 22 | - | 1000 |
| 1N0081R280000H | 28 | - | 500 |
| 180081R350000H | 35 | - | 350 |
| 180081R420000H | 42 | - | 250 |
| 180081R540000H | 54 | - | 100 |



1800.51
REDUCTION

| CODE | Ø | ◇ | ☐ |
|----------------|-------|----|-----|
| 180051H121001A | 12x10 | 10 | 500 |
| 180051H151001A | 15x10 | 5 | 350 |
| 180051H151201A | 15x12 | 10 | - |
| 180051H221501A | 22x15 | 10 | - |
| 180051H281501A | 28x15 | 10 | - |
| 180051H282201A | 28x22 | 5 | 100 |
| 180051H352201A | 35x22 | 5 | 70 |
| 180051H352801A | 35x28 | - | 80 |
| 180051H422801A | 42x28 | - | - |
| 180051H543501A | 54x35 | - | 25 |
| 180051H544201A | 54x42 | - | - |



1N00.80
COMPRESSION ADAPTER FOR
MULTILAYER PIPE

| CODE | + | Ø | ◇ | ☐ |
|----------------|------|-------|----|-----|
| 1N0080H141500A | 2.0 | 15-14 | 10 | 200 |
| 1N0080H161500A | 2.0 | 15-16 | 10 | 200 |
| 1N0080H202200A | 2.0 | 22-20 | 10 | 120 |
| 1N0080H202201A | 2.25 | 22-20 | 10 | 120 |
| 1N0080H252800A | 2.5 | 28-25 | 5 | 70 |
| 1N0080H262800A | 3.0 | 28-26 | 10 | 60 |

AMON LINE 1N00

1N00.80 PE-X PE-X PIPE ADAPTER



| CODE | + | Ø |
|----------------|-----|-------|
| 1N0080H121217A | 1.7 | 12-12 |
| 1N0080H121220A | 2.0 | 12-12 |
| 1N0080H151525A | 2.5 | 15-15 |
| 1N0080H151622A | 2.2 | 15-16 |
| 1N0080H181825A | 2.5 | 18-18 |
| 1N0080H222230A | 3.0 | 22-22 |

1N00.85 STRAIGHT COMPRESSION FITTING ADAPTER FOR COPPER AND MULTILAYER PIPE



| CODE | + | Ø | ◇ | ▢ |
|----------------|------|-------|----|----|
| 1N0085H161500A | 2.0 | 15-16 | 10 | 80 |
| 1N0085H202200A | 2.0 | 22-20 | 10 | 50 |
| 1N0085H202201A | 2.25 | 22-20 | 10 | 50 |

1100.94 REINFORCEMENT PART



| CODE | Ø | ◇ | ▢ |
|----------------|-------|----|-----|
| 110094H08100H | 8x10 | - | - |
| 110094H101200H | 10x12 | 50 | 750 |
| 110094H121400H | 12x14 | 50 | 750 |
| 110094H141600H | 14x16 | 50 | 600 |
| 110094H151300H | 13x15 | 50 | 600 |
| 110094H161800H | 16x18 | 50 | 500 |
| 110094H202200H | 20x22 | 10 | 200 |

1N00.43 REPAIRING FITTING



| CODE | Ø | ◇ | ▢ |
|----------------|-------|---|----|
| 1N0043H151500A | 15x15 | 5 | 40 |
| 1N0043H222200A | 22x22 | 5 | 25 |

1N00.30 ADAPTER ELBOW



| CODE | Ø | ◇ | ▢ |
|----------------|-------|----|----|
| 1N0030H151500A | 15x15 | 10 | 60 |

AMON LINE 1N00 TIN PLATED

1N00.00 DOUBLE STRAIGHT TIN PLATED



| CODE | Ø | ◇ | ☐ |
|----------------|-------|----|-----|
| 1N0000J121200A | 12x12 | 10 | 150 |
| 1N0000J151500A | 15x15 | 10 | 100 |
| 1N0000J181800A | 18x18 | 10 | 100 |
| 1N0000J222200A | 22x22 | 10 | 50 |
| 1N0000J282800A | 28x28 | 5 | 30 |
| 1N0000J353500A | 35x35 | - | 20 |
| 1N0000J424200A | 42x42 | - | 10 |

1N00.01 MALE STRAIGHT TIN PLATED



| CODE | Ø | ◇ | ☐ |
|----------------|----------|----|-----|
| 1N0001J031000A | 3/8"x10 | 10 | 200 |
| 1N0001J031500A | 3/8"x15 | 10 | 180 |
| 1N0001J041200A | 1/2"x12 | 10 | 150 |
| 1N0001J041500A | 1/2"x15 | 10 | 100 |
| 1N0001J041800A | 1/2"x18 | 10 | 100 |
| 1N0001J042200A | 1/2"x22 | 10 | 70 |
| 1N0001J051500A | 3/4"x15 | 10 | 80 |
| 1N0001J051800A | 3/4"x18 | 10 | 80 |
| 1N0001J052200A | 3/4"x22 | 10 | 50 |
| 1N0001J052800A | 3/4"x28 | 5 | 50 |
| 1N0001J102200A | 1"x22 | 10 | 50 |
| 1N0001J102800A | 1"x28 | 5 | 30 |
| 1N0001J123500A | 1"1/4x35 | - | 20 |
| 1N0001J144200A | 1"1/2x42 | - | 10 |
| 1N0001J205400A | 2"x54 | - | 8 |

1N00.02 FEMALE STRAIGHT TIN PLATED



| CODE | Ø | ◇ | ☐ |
|----------------|----------|----|-----|
| 1N0002J041200A | 1/2"x12 | 10 | 150 |
| 1N0002J041500A | 1/2"x15 | 10 | 100 |
| 1N0002J041800A | 1/2"x18 | 10 | 100 |
| 1N0002J042200A | 1/2"x22 | 10 | 60 |
| 1N0002J051500A | 3/4"x15 | 10 | 80 |
| 1N0002J051800A | 3/4"x18 | 10 | 70 |
| 1N0002J052200A | 3/4"x22 | 10 | 50 |
| 1N0002J102200A | 1"x22 | 10 | 50 |
| 1N0002J123500A | 1"1/4x35 | - | 20 |
| 1N0002J144200A | 1"1/2x42 | - | 20 |
| 1N0002J205400A | 2"x54 | - | 8 |

1N00.03 REDUCED STRAIGHT TIN PLATED



| CODE | Ø | ◇ | ☐ |
|----------------|-------|----|-----|
| 1N0003J121000A | 12x10 | 10 | 200 |
| 1N0003J151200A | 15x12 | 10 | 100 |
| 1N0003J181500A | 18x15 | 10 | 80 |
| 1N0003J221500A | 22x15 | 10 | 60 |
| 1N0003J282200A | 28x22 | 5 | 40 |

1N00.10 TEE TIN PLATED



| CODE | Ø | ◇ | ☐ |
|----------------|----------|----|-----|
| 1N0010J101010A | 10x10x10 | 10 | 100 |
| 1N0010J121212A | 12x12x12 | 10 | 100 |
| 1N0010J151515A | 15x15x15 | 10 | 60 |
| 1N0010J181818A | 18x18x18 | 10 | 50 |
| 1N0010J222222A | 22x22x22 | 10 | 20 |
| 1N0010J282828A | 28x28x28 | 5 | 15 |
| 1N0010J353535A | 35x35x35 | - | 10 |
| 1N0010J424242A | 42x42x42 | - | 5 |

1N00.12 FEMALE TEE TIN PLATED



| CODE | Ø | ◇ | ☐ |
|----------------|------------|----|----|
| 1N0012J150415A | 15x1/2"x15 | 10 | 50 |
| 1N0012J180418A | 18x1/2"x18 | 10 | 40 |
| 1N0012J180518A | 18x3/4"x18 | 10 | 40 |
| 1N0012J220422A | 22x1/2"x22 | 10 | 30 |
| 1N0012J220522A | 22x3/4"x22 | 10 | 30 |
| 1N0012J280428A | 28x1/2"x28 | 5 | 20 |
| 1N0012J280528A | 28x3/4"x28 | 5 | 20 |

1N00.13 REDUCED TEE TIN PLATED



| CODE | Ø | ◇ | ☐ |
|----------------|----------|----|----|
| 1N0013J221522A | 22x15x22 | 10 | 30 |
| 1N0013J281528A | 28x15x28 | 5 | 20 |
| 1N0013J282228A | 28x22x28 | 5 | 20 |
| 1N0013J352235A | 35x22x35 | - | 10 |

AMON LINE 1N00 TIN PLATED

1N00.20 DOUBLE ELBOW TIN PLATED



| CODE | Ø | ◇ | ☐ |
|----------------|-------|----|-----|
| 1N0020J121200A | 12x12 | 10 | 100 |
| 1N0020J151500A | 15x15 | 10 | 100 |
| 1N0020J181800A | 18x18 | 10 | 60 |
| 1N0020J222200A | 22x22 | 10 | 40 |
| 1N0020J282800A | 28x28 | 5 | 20 |
| 1N0020J353500A | 35x35 | - | 15 |
| 1N0020J424200A | 42x42 | - | 10 |

1N00.21 MALE ELBOW TIN PLATED



| CODE | Ø | ◇ | ☐ |
|----------------|---------|----|-----|
| 1N0021J041500A | 1/2"x15 | 10 | 100 |
| 1N0021J041800A | 1/2"x18 | 10 | 60 |
| 1N0021J042200A | 1/2"x22 | 10 | 50 |
| 1N0021J051500A | 3/4"x15 | 10 | 50 |
| 1N0021J051800A | 3/4"x18 | 10 | 50 |
| 1N0021J052200A | 3/4"x22 | 10 | 40 |
| 1N0021J052800A | 3/4"x28 | 5 | 30 |
| 1N0021J102200A | 1"x22 | 10 | 40 |
| 1N0021J102800A | 1"x28 | 5 | 30 |

1N00.22 FEMALE ELBOW TIN PLATED



| CODE | Ø | ◇ | ☐ |
|----------------|----------|----|----|
| 1N0022J041500A | 1/2"x15 | 10 | 80 |
| 1N0022J041800A | 1/2"x18 | 10 | 70 |
| 1N0022J042200A | 1/2"x22 | 10 | 50 |
| 1N0022J051500A | 3/4"x15 | 10 | 50 |
| 1N0022J051800A | 3/4"x18 | 10 | 60 |
| 1N0022J052200A | 3/4"x22 | 10 | 50 |
| 1N0022J052800A | 3/4"x28 | 5 | 30 |
| 1N0022J102200A | 1"x22 | 5 | 30 |
| 1N0022J102800A | 1"x28 | 5 | 30 |
| 1N0022J123500A | 1"1/4x35 | - | 15 |
| 1N0022J144200A | 1"1/2x42 | - | 10 |

1N00.23 WALLPLATE ELBOW TIN PLATED



| CODE | Ø | ◇ | ☐ |
|----------------|---------|----|----|
| 1N0023J041500A | 1/2"x15 | 10 | 40 |
| 1N0023J042200A | 1/2"x22 | 5 | 30 |
| 1N0023J052200A | 3/4"x22 | 5 | 20 |

1N00.29 REDUCED DOUBLE ELBOW TIN PLATED



| CODE | Ø | ◇ | ☐ |
|----------------|-------|----|----|
| 1N0029J221500A | 22x15 | 10 | 50 |
| 1N0029J282200A | 28x22 | 5 | 30 |

1N00.40 MALE CAP TIN PLATED



| CODE | Ø | ◇ | ☐ |
|----------------|----|----|-----|
| 1N0040J150000A | 15 | 10 | 150 |
| 1N0040J180000A | 18 | 10 | 150 |
| 1N0040J220000A | 22 | 10 | 80 |

AMON LINE 1N00 DZR

1N00.00 DOUBLE STRAIGHT FITTING



| CODE | Ø | ◇ | ☐ |
|----------------|-------|----|-----|
| 1N0000W101000A | 10x10 | 10 | 200 |
| 1N0000W121200A | 12x12 | 10 | 150 |
| 1N0000W151500A | 15x15 | 10 | 100 |
| 1N0000W181800A | 18x18 | 10 | 100 |
| 1N0000W222200A | 22x22 | 10 | 50 |
| 1N0000W282800A | 28x28 | 5 | 30 |
| 1N0000W353500A | 35x35 | - | 20 |
| 1N0000W424200A | 42x42 | - | 10 |
| 1N0000W545400A | 54x54 | - | 5 |

1N00.00.C DOUBLE CHROME-PLATED STRAIGHT FITTING



| CODE | Ø | ◇ | ☐ |
|----------------|-------|----|-----|
| 1N0000Y101000A | 10x10 | 10 | 200 |
| 1N0000Y121200A | 12x12 | 10 | 150 |
| 1N0000Y151500A | 15x15 | 10 | 100 |
| 1N0000Y181800A | 18x18 | 10 | 100 |
| 1N0000Y222200A | 22x22 | 10 | 50 |

1N00.01 MALE STRAIGHT FITTING



| CODE | Ø | ◇ | ☐ |
|----------------|----------|----|-----|
| 1N0001W020800A | 1/4"x8 | 10 | 300 |
| 1N0001W031000A | 3/8"x10 | 10 | 200 |
| 1N0001W031200A | 3/8"x12 | 10 | 200 |
| 1N0001W031500A | 3/8"x15 | 10 | 180 |
| 1N0001W040800A | 1/2"x8 | 10 | 150 |
| 1N0001W041000A | 1/2"x10 | 10 | 150 |
| 1N0001W041200A | 1/2"x12 | 10 | 150 |
| 1N0001W041500A | 1/2"x15 | 10 | 100 |
| 1N0001W041600A | 1/2"x16 | 10 | 100 |
| 1N0001W041800A | 1/2"x18 | 10 | 100 |
| 1N0001W042200A | 1/2"x22 | 10 | 70 |
| 1N0001W051500A | 3/4"x15 | 10 | 80 |
| 1N0001W051800A | 3/4"x18 | 10 | 70 |
| 1N0001W052200A | 3/4"x22 | 10 | 50 |
| 1N0001W052800A | 3/4"x28 | 5 | 50 |
| 1N0001W102200A | 1"x22 | 10 | 50 |
| 1N0001W102800A | 1"x28 | 5 | 30 |
| 1N0001W103500A | 1"x35 | - | - |
| 1N0001W123500A | 1"1/4x35 | - | 20 |
| 1N0001W144200A | 1"1/2x42 | - | 10 |
| 1N0001W205400A | 2"x54 | - | 8 |

1N00.01.C CHROME-PLATED MALE STRAIGHT FITTING



| CODE | Ø | ◇ | ☐ |
|----------------|---------|----|-----|
| 1N0001Y031200A | 3/8"x10 | 10 | 200 |
| 1N0001Y041000A | 1/2"x10 | 10 | 150 |
| 1N0001Y041200A | 1/2"x12 | 10 | 150 |
| 1N0001Y041500A | 1/2"x15 | 10 | 100 |
| 1N0001Y052200A | 3/4"x22 | 10 | 50 |

1N00.02 FEMALE STRAIGHT FITTING



| CODE | Ø | ◇ | ☐ |
|----------------|----------|----|-----|
| 1N0002W031000A | 3/8"x10 | 10 | 200 |
| 1N0002W031200A | 3/8"x12 | 10 | 150 |
| 1N0002W031500A | 3/8"x15 | 10 | 120 |
| 1N0002W041000A | 1/2"x10 | 10 | 150 |
| 1N0002W041200A | 1/2"x12 | 10 | 150 |
| 1N0002W041500A | 1/2"x15 | 10 | 100 |
| 1N0002W041600A | 1/2"x16 | 10 | 100 |
| 1N0002W041800A | 1/2"x18 | 10 | 100 |
| 1N0002W042200A | 1/2"x22 | 10 | 60 |
| 1N0002W051500A | 3/4"x15 | 10 | 80 |
| 1N0002W052200A | 3/4"x22 | 10 | 50 |
| 1N0002W102200A | 1"x22 | 10 | 50 |
| 1N0002W102800A | 1"x28 | 5 | 30 |
| 1N0002W123500A | 1"1/4x35 | - | 20 |
| 1N0002W144200A | 1"1/2x42 | - | 20 |
| 1N0002W205400A | 2"x54 | - | 8 |

1N00.02.C CHROME-PLATED FEMALE STRAIGHT FITTING



| CODE | Ø | ◇ | ☐ |
|----------------|---------|----|-----|
| 1N0002Y031200A | 3/8"x10 | 10 | 150 |
| 1N0002Y041000A | 1/2"x10 | 10 | 150 |
| 1N0002Y041200A | 1/2"x12 | 10 | 150 |
| 1N0002Y041500A | 1/2"x15 | 10 | 100 |

AMON LINE 1N00 DZR

1N00.03 DOUBLE STRAIGHT FITTING



| CODE | Ø | ◇ | ☐ |
|----------------|-------|----|-----|
| 1N0003W100800A | 10x8 | 10 | 250 |
| 1N0003W120800A | 12x8 | 10 | 250 |
| 1N0003W121000A | 12x10 | 10 | 200 |
| 1N0003W151000A | 15x10 | 10 | 100 |
| 1N0003W151200A | 15x12 | 10 | 100 |
| 1N0003W161500A | 16x15 | 10 | 80 |
| 1N0003W181200A | 18x12 | 10 | 80 |
| 1N0003W181500A | 18x15 | 10 | 80 |
| 1N0003W221500A | 22x15 | 10 | 60 |

1N00.03.C DOUBLE CHROME-PLATED STRAIGHT FITTING



| CODE | Ø | ◇ | ☐ |
|----------------|-------|----|-----|
| 1N0003Y100800A | 10x8 | 10 | 250 |
| 1N0003Y120800A | 12x8 | 10 | 250 |
| 1N0003Y121000A | 12x10 | 10 | 200 |
| 1N0003Y151000A | 15x10 | 10 | 100 |
| 1N0003Y151200A | 15x12 | 10 | 100 |

1N00.10 TEE



| CODE | Ø | ◇ | ☐ |
|----------------|----------|----|-----|
| 1N0010W101010A | 10x10x10 | 10 | 100 |
| 1N0010W121212A | 12x12x12 | 10 | 100 |
| 1N0010W151515A | 15x15x15 | 10 | 60 |
| 1N0010W181818A | 18x18x18 | 10 | 50 |
| 1N0010W222222A | 22x22x22 | 10 | 20 |
| 1N0010W282828A | 28x28x28 | 5 | 15 |
| 1N0010W353535A | 35x35x35 | - | 10 |
| 1N0010W424242A | 42x42x42 | - | 5 |
| 1N0010W545454A | 54x54x54 | - | 3 |

1N00.10.C CHROME-PLATED TEE



| CODE | Ø | ◇ | ☐ |
|----------------|----|----|-----|
| 1N0010Y101010A | 10 | 10 | 100 |
| 1N0010Y121212A | 12 | 10 | 100 |
| 1N0010Y151515A | 15 | 10 | 60 |
| 1N0010Y181818A | 18 | 10 | 50 |
| 1N0010Y222222A | 22 | 10 | 20 |

1N00.11 MALE TEE



| CODE | Ø | ◇ | ☐ |
|----------------|------------|----|----|
| 1N0011W150415A | 15x1/2"x15 | 10 | 50 |

1N00.12 FEMALE TEE



| CODE | Ø | ◇ | ☐ |
|----------------|------------|----|----|
| 1N0012W120412A | 12x1/2"x12 | 10 | 60 |
| 1N0012W150315A | 15x3/8"x15 | 10 | 50 |
| 1N0012W150415A | 15x1/2"x15 | 10 | 50 |
| 1N0012W180418A | 18x1/2"x18 | 10 | 40 |
| 1N0012W220422A | 22x1/2"x22 | 10 | 30 |
| 1N0012W220522A | 22x3/4"x22 | 10 | 30 |

1N00.13 REDUCED TEE



| CODE | Ø | ◇ | ☐ |
|----------------|----------|----|-----|
| 1N0013W121012A | 12x10x12 | 10 | 100 |
| 1N0013W121512A | 12x15x12 | 10 | 70 |
| 1N0013W151015A | 15x10x15 | 10 | 60 |
| 1N0013W151212A | 15x12x12 | 10 | 70 |
| 1N0013W151215A | 15x12x15 | 10 | 60 |
| 1N0013W151512A | 15x15x12 | 10 | 60 |
| 1N0013W152215A | 15x22x15 | 10 | 40 |
| 1N0013W161516A | 16x15x16 | 10 | 40 |
| 1N0013W181215A | 18x12x15 | 10 | 15 |
| 1N0013W181518A | 18x15x18 | 10 | 50 |
| 1N0013W221222A | 22x12x22 | 10 | 30 |
| 1N0013W221515A | 22x15x15 | 10 | 40 |
| 1N0013W221522A | 22x15x22 | 10 | 30 |
| 1N0013W222215A | 22x22x15 | 10 | 30 |
| 1N0013W281528A | 28x15x28 | 5 | 20 |
| 1N0013W282222A | 28x22x22 | 5 | 20 |
| 1N0013W282815A | 28x28x15 | 5 | 20 |

AMON LINE 1N00 DZR



1N00.13.C
CHROME-PLATED REDUCED
TEE

| CODE | Ø | ◇ | ☐ |
|----------------|----------|----|-----|
| 1N0013Y121012A | 12X10X12 | 10 | 100 |
| 1N0013Y121512A | 12X15X12 | 10 | 70 |
| 1N0013Y151212A | 15X12X12 | 10 | 70 |
| 1N0013Y151215A | 15X12X15 | 10 | 60 |
| 1N0013Y151512A | 15X15X12 | 10 | 60 |
| 1N0013Y181218A | 18X12X18 | 10 | 50 |
| 1N0013Y181518A | 18X15X18 | 10 | 50 |
| 1N0013Y221515A | 22X15X15 | 10 | 40 |
| 1N0013Y221522A | 22X15X22 | 10 | 30 |
| 1N0013Y222215A | 22X22X15 | 10 | 30 |



1N00.20
DOUBLE ELBOW

| CODE | Ø | ◇ | ☐ |
|----------------|-------|----|-----|
| 1N0020W101000A | 10x10 | 10 | 150 |
| 1N0020W121200A | 12x12 | 10 | 100 |
| 1N0020W151500A | 15x15 | 10 | 100 |
| 1N0020W181800A | 18x18 | 10 | 60 |
| 1N0020W222200A | 22x22 | 10 | 40 |
| 1N0020W282800A | 28x28 | 5 | 20 |
| 1N0020W353500A | 35x35 | - | 15 |
| 1N0020W424200A | 42x42 | - | 10 |
| 1N0020W545400A | 54x54 | - | 5 |



1N00.20.C
CHROME-PLATED DOUBLE
ELBOW

| CODE | Ø | ◇ | ☐ |
|----------------|-------|----|-----|
| 1N0020Y101000A | 10x10 | 10 | 150 |
| 1N0020Y121200A | 12x12 | 10 | 100 |
| 1N0020Y151500A | 15x15 | 10 | 100 |
| 1N0020Y181800A | 18x18 | 10 | 60 |
| 1N0020Y222200A | 22x22 | 10 | 40 |



1N00.21
MALE ELBOW

| CODE | Ø | ◇ | ☐ |
|----------------|----------|----|-----|
| 1N0021W031200A | 3/8"x12 | 10 | 150 |
| 1N0021W031500A | 3/8"x15 | 10 | 100 |
| 1N0021W041000A | 1/2"x10 | 10 | 120 |
| 1N0021W041200A | 1/2"x12 | 10 | 120 |
| 1N0021W041500A | 1/2"x15 | 10 | 100 |
| 1N0021W041800A | 1/2"x18 | 10 | 60 |
| 1N0021W042200A | 1/2"x22 | 10 | 50 |
| 1N0021W051500A | 3/4"x15 | 10 | 50 |
| 1N0021W051800A | 3/4"x18 | 10 | 40 |
| 1N0021W052200A | 3/4"x22 | 10 | 40 |
| 1N0021W102800A | 1"x28 | 5 | 30 |
| 1N0021W123500A | 1"1/4x35 | - | 20 |
| 1N0021W144200A | 1"1/2x42 | - | 10 |



1N00.21.C
CHROME-PLATED MALE
ELBOW

| CODE | Ø | ◇ | ☐ |
|----------------|---------|----|-----|
| 1N0021Y031200A | 3/8"x12 | 10 | 150 |
| 1N0021Y041200A | 1/2"x12 | 10 | 120 |
| 1N0021Y041500A | 1/2"x15 | 10 | 100 |



1N00.22
FEMALE ELBOW

| CODE | Ø | ◇ | ☐ |
|----------------|----------|----|-----|
| 1N0022W031200A | 3/8"x12 | 10 | 100 |
| 1N0022W041200A | 1/2"x12 | 10 | 100 |
| 1N0022W041500A | 1/2"x15 | 10 | 80 |
| 1N0022W041800A | 1/2"x18 | 10 | 70 |
| 1N0022W052200A | 3/4"x22 | 10 | 50 |
| 1N0022W102800A | 1"x28 | 5 | 30 |
| 1N0022W123500A | 1"1/4x35 | - | 15 |
| 1N0022W144200A | 1"1/2x42 | - | 10 |
| 1N0022W205400A | 2"x54 | - | 5 |



1N00.22.C
CHROME-PLATED FEMALE
ELBOW

| CODE | Ø | ◇ | ☐ |
|----------------|---------|----|-----|
| 1N0022Y031200A | 3/8"x12 | 10 | 100 |
| 1N0022Y041200A | 1/2"x12 | 10 | 100 |
| 1N0022Y041500A | 1/2"x15 | 10 | 80 |



1N00.23
WALLPLATE ELBOW WITH 3
HOLES

| CODE | Ø | ◇ | ☐ |
|----------------|------------|----|----|
| 1N0023W041500A | 15x1/2"x15 | 10 | 40 |



1N00.23.C
CHROME-PLATED WALLPLATE
ELBOW WITH 3 HOLES

| CODE | Ø | ◇ | ☐ |
|----------------|---------|----|----|
| 1N0023Y041200A | 1/2"x12 | 10 | 40 |
| 1N0023Y041500A | 1/2"x15 | 10 | 40 |

AMON LINE 1N00 DZR

1N00.29
REDUCED ELBOW



| CODE | Ø | ◇ | ☐ |
|----------------|-------|----|-----|
| 1N0029W151200A | 15x12 | 10 | 100 |
| 1N0029W161500A | 16x15 | 10 | 70 |
| 1N0029W221500A | 22x15 | 10 | 50 |

1N00.29.C
CHROME PLATED REDUCED
ELBOW



| CODE | Ø | ◇ | ☐ |
|----------------|-------|----|-----|
| 1N0029Y151200A | 15x12 | 10 | 100 |

1N00.43
REPAIRING FITTING



| CODE | Ø | ◇ | ☐ |
|----------------|-------|---|----|
| 1N0043W151500A | 15x15 | 5 | 40 |
| 1N0043W222200A | 22x22 | 5 | 25 |

1N00.70
NUT



| CODE | Ø | ☐ |
|----------------|----|------|
| 1N0070H1000A0A | 10 | 500 |
| 1N0070R1200A0A | 12 | 1000 |
| 1N0070H1500A0A | 15 | 500 |
| 1N0070H1600A0A | 16 | 500 |
| 1N0070H1800A0A | 18 | 400 |
| 1N0070H2200A0A | 22 | 300 |
| 1N0070H2800A0A | 28 | 150 |
| 1N0070H3500A0A | 35 | 100 |
| 1N0070H4200A0A | 42 | 50 |
| 1N0070H5400A0A | 54 | 40 |

1N00.70.C
CHROME-PLATED NUT



| CODE | Ø | ☐ |
|----------------|----|------|
| 1N0070C100000A | 10 | 1000 |
| 1N0070C120000A | 12 | 1000 |
| 1N0070C150000A | 15 | 500 |
| 1N0070C180000A | 18 | 400 |
| 1N0070C220000A | 22 | 300 |

1N00.40
MALE CAP



| CODE | Ø | ◇ | ☐ |
|----------------|----|----|-----|
| 1N0040W100000A | 10 | 10 | 300 |
| 1N0040W120000A | 12 | 10 | 300 |
| 1N0040W150000A | 15 | 10 | 150 |
| 1N0040W180000A | 18 | 10 | 150 |
| 1N0040W220000A | 22 | 10 | 80 |
| 1N0040W280000A | 28 | 10 | 50 |

1800.51
REDUCTION



| CODE | Ø | ◇ | ☐ |
|----------------|-------|----|-----|
| 180051W100801A | 10x8 | 10 | 500 |
| 180051W120801A | 12x8 | 10 | 500 |
| 180051W121001A | 12x10 | 10 | 500 |
| 180051W150801A | 15x8 | 10 | 350 |
| 180051W151001A | 15x10 | 10 | 350 |
| 180051W151201A | 15x12 | 10 | 350 |
| 180051W181201A | 18x12 | 10 | 250 |
| 180051W181501A | 18x15 | 10 | 250 |
| 180051W181601A | 18x16 | 10 | 250 |
| 180051W221201A | 22x12 | 10 | 200 |
| 180051W221501A | 22x15 | 10 | 200 |
| 180051W221801A | 22x18 | 10 | 200 |
| 180051W281201A | 28x12 | 10 | 50 |
| 180051W281501A | 28x15 | 10 | 150 |
| 180051W282201A | 28x22 | 10 | 150 |
| 180051W352201A | 35x22 | 10 | 80 |
| 180051W352801A | 35x28 | 10 | 80 |
| 180051W422801A | 42x28 | 5 | 50 |
| 180051W423501A | 42x35 | 5 | 50 |
| 180051W423601A | 42x36 | 5 | 50 |
| 180051W543501A | 54x35 | - | 25 |
| 180051W544201A | 54x42 | - | 25 |

AMON LINE 1N00 DZR

1800.C1 INNER CAP



| CODE | Ø | ◇ | ☐ |
|----------------|----|----|------|
| 1800C1W100000H | 10 | 10 | 1500 |
| 1800C1W120000H | 12 | 10 | 1500 |
| 1800C1W150000H | 15 | 10 | 600 |
| 1800C1W180000H | 18 | 10 | 500 |
| 1800C1W220000H | 22 | 10 | 400 |
| 1800C1W280000H | 28 | 10 | 350 |
| 1800C1W350000H | 35 | 10 | 200 |
| 1800C1W420000H | 42 | 10 | 150 |
| 1800C1W540000H | 54 | 5 | 100 |

1N00.B5 DOUBLE ELBOW WITH OUTPUT



| CODE | Ø | ◇ | ☐ |
|----------------|----|----|----|
| 1N00B5W151500A | 15 | 10 | - |
| 1N00B5W222200A | 22 | 10 | 40 |

1N00.74 VENTING



| CODE | Ø | ◇ |
|----------------|----|----|
| 1N0074W150000A | 15 | 10 |

1N00.81 OLIVE



| CODE | Ø | ◇ | ☐ |
|----------------|----|----|------|
| 1N0081R100000H | 10 | 25 | 2500 |
| 1N0081R120000H | 12 | 25 | 1500 |
| 1N0081R150000H | 15 | - | 2000 |
| 190081R160000H | 16 | - | 2000 |
| 190081R180000H | 18 | - | 1500 |
| 1N0081R220000H | 22 | - | 1000 |
| 1N0081R280000H | 28 | - | 500 |
| 180081R350000H | 35 | - | 350 |
| 180081R420000H | 42 | - | 250 |
| 180081R540000H | 54 | - | 100 |

1N00.B6 DOUBLE ELBOW WITH VENT



| CODE | Ø | ◇ |
|----------------|----|----|
| 1N00B6W151500A | 15 | 10 |
| 1N00B6W222200A | 22 | 10 |

HORUS LINE 1200

1200.00 DOUBLE STRAIGHT FITTING



| CODE | Ø | ◇ | ◻ |
|----------------|-------|----|-----|
| 120000H101000A | 10x10 | 10 | 150 |
| 120000H121200A | 12x12 | 10 | 150 |
| 120000H141400A | 14x14 | 10 | 100 |
| 120000H161600A | 16x16 | 10 | 80 |
| 120000H181800A | 18x18 | 10 | 80 |
| 120000H222200A | 22x22 | 10 | 50 |
| 120000H282800A | 28x28 | 5 | 30 |

1200.01 MALE STRAIGHT FITTING



| CODE | Ø | ◇ | ◻ |
|----------------|---------|----|-----|
| 120001H031000A | 3/8"x10 | 10 | 250 |
| 120001H031200A | 3/8"x12 | 10 | 250 |
| 120001H031400A | 3/8"x14 | 10 | 120 |
| 120001H031600A | 3/8"x16 | 10 | 120 |
| 120001H041000A | 1/2"x10 | 10 | 200 |
| 120001H041200A | 1/2"x12 | 10 | 200 |
| 120001H041400A | 1/2"x14 | 10 | 120 |
| 120001H041600A | 1/2"x16 | 10 | 120 |
| 120001H041800A | 1/2"x18 | 10 | 120 |
| 120001H042200A | 1/2"x22 | 10 | 70 |
| 120001H051200A | 3/4"x12 | 10 | 120 |
| 120001H051400A | 3/4"x14 | 10 | 120 |
| 120001H051600A | 3/4"x16 | 10 | 100 |
| 120001H051800A | 3/4"x18 | 10 | 90 |
| 120001H052200A | 3/4"x22 | 10 | 60 |
| 120001H052800A | 3/4"x28 | 10 | 50 |
| 120001H101800A | 1"x18 | 10 | 70 |
| 120001H102200A | 1"x22 | 10 | 60 |
| 120001H102800A | 1"x28 | 5 | 40 |

1200.02 FEMALE STRAIGHT FITTING



| CODE | Ø | ◇ | ◻ |
|----------------|---------|----|-----|
| 120002H031000A | 3/8"x10 | 10 | 200 |
| 120002H031200A | 3/8"x12 | 10 | 150 |
| 120002H031400A | 3/8"x14 | 10 | 150 |
| 120002H041000A | 1/2"x10 | 10 | 150 |
| 120002H041200A | 1/2"x12 | 10 | 150 |
| 120002H041400A | 1/2"x14 | 10 | 120 |
| 120002H041600A | 1/2"x16 | 10 | 120 |
| 120002H041800A | 1/2"x18 | 10 | 120 |
| 120002H042200A | 1/2"x22 | 10 | 80 |
| 120002H051200A | 3/4"x12 | 10 | 100 |
| 120002H051400A | 3/4"x14 | 10 | 100 |
| 120002H051600A | 3/4"x16 | 10 | 100 |
| 120002H051800A | 3/4"x18 | 10 | 80 |
| 120002H052200A | 3/4"x22 | 10 | 70 |
| 120002H052800A | 3/4"x28 | 10 | 50 |
| 120002H101800A | 1"x18 | 10 | 50 |
| 120002H102200A | 1"x22 | 10 | 50 |
| 120002H102800A | 1"x28 | 5 | 50 |

1200.10 TEE



| CODE | Ø | ◇ | ◻ |
|----------------|----------|----|----|
| 120010H101010A | 10x10x10 | 10 | 70 |
| 120010H121212A | 12x12x12 | 10 | 50 |
| 120010H141414A | 14x14x14 | 10 | 50 |
| 120010H161616A | 16x16x16 | 10 | 40 |
| 120010H181818A | 18x18x18 | 10 | 30 |
| 120010H222222A | 22x22x22 | 5 | 20 |
| 120010H282828A | 28x28x28 | 5 | 10 |

1200.11 MALE TEE



| CODE | Ø | ◇ | ◻ |
|----------------|------------|----|----|
| 120011H100410A | 10x1/2"x10 | 10 | 70 |
| 120011H120412A | 12x1/2"x12 | 10 | 60 |
| 120011H140414A | 14x1/2"x14 | 10 | 40 |
| 120011H160416A | 16x1/2"x16 | 10 | 40 |
| 120011H160516A | 16x3/4"x16 | 10 | 30 |
| 120011H180418A | 18x1/2"x18 | 10 | 40 |
| 120011H180518A | 18x3/4"x18 | 10 | 30 |
| 120011H220522A | 22x3/4"x22 | 5 | 20 |
| 120011H281028A | 28x1"x28 | 5 | 10 |

1200.12 FEMALE TEE



| CODE | Ø | ◇ | ◻ |
|----------------|------------|----|----|
| 120012H100310A | 10x3/8"x10 | 10 | 60 |
| 120012H100410A | 10x1/2"x10 | 10 | 60 |
| 120012H120312A | 12x3/8"x12 | 10 | 60 |
| 120012H120412A | 12x1/2"x12 | 10 | 60 |
| 120012H140414A | 14x1/2"x14 | 10 | 40 |
| 120012H160416A | 16x1/2"x16 | 10 | 40 |
| 120012H160516A | 16x3/4"x16 | 10 | 30 |
| 120012H180418A | 18x1/2"x18 | 10 | 40 |
| 120012H180518A | 18x3/4"x18 | 10 | 30 |
| 120012H220422A | 22x1/2"x22 | 5 | 20 |
| 120012H220522A | 22x3/4"x22 | 5 | 20 |
| 120012H280528A | 28x3/4"x28 | 5 | 10 |

HORUS LINE 1200

1200.20 DOUBLE ELBOW



| CODE | Ø | ◇ | ◻ |
|----------------|-------|----|-----|
| 120020H101000A | 10x10 | 10 | 120 |
| 120020H121200A | 12x12 | 10 | 100 |
| 120020H141400A | 14x14 | 10 | 100 |
| 120020H161600A | 16x16 | 10 | 60 |
| 120020H181800A | 18x18 | 10 | 40 |
| 120020H222200A | 22x22 | 5 | 30 |
| 120020H282800A | 28x28 | 5 | 20 |

1200.21 MALE ELBOW



| CODE | Ø | ◇ | ◻ |
|----------------|---------|----|-----|
| 120021H031000A | 3/8"x10 | 10 | 150 |
| 120021H031200A | 3/8"x12 | 10 | 120 |
| 120021H031400A | 3/8"x14 | 10 | 80 |
| 120021H041000A | 1/2"x10 | 10 | 100 |
| 120021H041200A | 1/2"x12 | 10 | 100 |
| 120021H041400A | 1/2"x14 | 10 | 80 |
| 120021H041600A | 1/2"x16 | 10 | 80 |
| 120021H041800A | 1/2"x18 | 10 | 60 |
| 120021H042200A | 1/2"x22 | 10 | 50 |
| 120021H051400A | 3/4"x14 | 10 | 70 |
| 120021H051600A | 3/4"x16 | 10 | 70 |
| 120021H051800A | 3/4"x18 | 10 | 60 |
| 120021H052200A | 3/4"x22 | 5 | 40 |
| 120021H102200A | 1"x22 | 5 | 30 |
| 120021H102800A | 1"x28 | 5 | 20 |

1200.22 FEMALE ELBOW



| CODE | Ø | ◇ | ◻ |
|----------------|---------|----|-----|
| 120022H031000A | 3/8"x10 | 10 | 120 |
| 120022H031200A | 3/8"x12 | 10 | 120 |
| 120022H031400A | 3/8"x14 | 10 | 80 |
| 120022H031600A | 3/8"x16 | 10 | 80 |
| 120022H041000A | 1/2"x10 | 10 | 80 |
| 120022H041200A | 1/2"x12 | 10 | 80 |
| 120022H041400A | 1/2"x14 | 10 | 80 |
| 120022H041600A | 1/2"x16 | 10 | 70 |
| 120022H041800A | 1/2"x18 | 10 | 40 |
| 120022H042200A | 1/2"x22 | 10 | 30 |
| 120022H051400A | 3/4"x14 | 10 | 50 |
| 120022H051600A | 3/4"x16 | 10 | 50 |
| 120022H051800A | 3/4"x18 | 10 | 50 |
| 120022H052200A | 3/4"x22 | 5 | 40 |
| 120022H052800A | 3/4"x28 | 5 | 20 |
| 120022H102200A | 1"x22 | 5 | 20 |
| 120022H102800A | 1"x28 | 5 | 20 |

1200.23 WALLPLATE ELBOW WITH 3 HOLES



| CODE | Ø | ◇ | ◻ |
|----------------|---------|----|----|
| 120023H041000A | 1/2"x10 | 10 | 60 |
| 120023H041200A | 1/2"x12 | 10 | 60 |
| 120023H041400A | 1/2"x14 | 10 | 50 |
| 120023H041600A | 1/2"x16 | 10 | 50 |
| 120023H041800A | 1/2"x18 | 10 | 50 |

1200.70 NUT



| CODE | Ø |
|----------------|----|
| 120070H100000A | 10 |
| 120070H120000A | 12 |
| 120070H140000A | 14 |
| 120070H160000A | 16 |
| 120070H180000A | 18 |
| 120070H220000A | 22 |
| 120070H280000A | 28 |

1200.81 BRASS RING



| CODE | Ø |
|----------------|----|
| 120081H100000H | 10 |
| 120081H120000H | 12 |
| 120081H140000H | 14 |
| 120081H160000H | 16 |
| 120081H180000H | 18 |
| 120081H220000H | 22 |
| 120081H280000H | 28 |

1200.82 FLAT RING



| CODE | Ø |
|----------------|----|
| 120082H100000H | 10 |
| 120082H120000H | 12 |
| 120082H140000H | 14 |
| 120082H160000H | 16 |
| 120082H180000H | 18 |
| 120082H220000H | 22 |
| 120082H280000H | 28 |

HORUS LINE 1200

OR00.10

O-RING



| CODE | Ø |
|----------------|------------|
| OR0010H092000H | 9x2.0 |
| OR0010H112600H | 11.9x2.62 |
| OR0010H132600H | 13.6x2.7 |
| OR0010H152700H | 15.1x2.7 |
| OR0010H162700H | 16.9x2.7 |
| OR0010H213500H | 21.82x3.53 |
| OR0010H263600H | 26.2x3.6 |

SOBEK LINE 1400



1400.00
DOUBLE CHROME-PLATED
STRAIGHT FITTING

| CODE | Ø | ◇ | ☐ |
|----------------|---------|----|-----|
| 140000C030800H | 3/8"x8 | 10 | 200 |
| 140000C031000H | 3/8"x10 | 10 | 200 |



1400.01
CHROME-PLATED MALE
STRAIGHT FITTING

| CODE | Ø | ◇ | ☐ |
|----------------|--------------|----|-----|
| 140001C030310H | 3/8"x3/8"x10 | 10 | 200 |
| 140001C040310H | 1/2"x3/8"x10 | 5 | 180 |



1400.02
CHROME-PLATED FEMALE
STRAIGHT FITTING

| CODE | Ø | ◇ | ☐ |
|----------------|--------------|----|-----|
| 140002C030310H | 3/8"x3/8"x10 | 10 | 200 |
| 140002C040310H | 1/2"x3/8"x10 | 10 | 150 |



1400.10
CHROME-PLATED TEE

| CODE | Ø | ◇ | ☐ |
|----------------|---------|----|----|
| 140010B031000A | 3/8"x10 | 10 | 80 |



1400.20
CHROME-PLATED DOUBLE
ELBOW

| CODE | Ø | ◇ | ☐ |
|----------------|---------|----|-----|
| 140020B031000A | 3/8"x10 | 10 | 100 |



1400.21
CHROME-PLATED MALE
ELBOW

| CODE | Ø | ◇ | ☐ |
|----------------|---------|----|-----|
| 140021B031000A | 3/8"x10 | 10 | 120 |



1400.23
CHROME-PLATED WALLPLATE
ELBOW WITH 3 HOLES

| CODE | Ø | ◇ | ☐ |
|----------------|--------------|----|----|
| 140023B041000A | 1/2"x3/8"x10 | 10 | 50 |



1400.G4
COMPLETE CHROME-PLATED
NUT

| CODE | Ø | ◇ | ☐ |
|----------------|---------|----|-----|
| 1400G4C031000H | 3/8"x10 | 10 | 500 |



1400.G5
UNIVERSAL CHROME-PLATED
FITTINGS

| CODE | Ø | ◇ | ☐ |
|----------------|-----------|----|-----|
| 1400G5C050400H | 1/2" 3/4" | 10 | 200 |



1400.G6
POLISHED CHROME-PLATED Y
FITTING

| CODE | Ø | ◇ | ☐ |
|----------------|------|----|----|
| 1400G6B040404H | 1/2" | 10 | 70 |



1400.G7
Y FITTING

| CODE | Ø | ◇ | ☐ |
|----------------|------|----|----|
| 1400G7H050505H | 3/4" | 10 | 50 |



1400.G7.C
CHROME-PLATED Y FITTING

| CODE | Ø | ◇ | ☐ |
|----------------|------|----|----|
| 1400G7C050505H | 3/4" | 10 | 50 |



1400.70
CHROME-PLATED NUT

| CODE | Ø | ◇ | ☐ |
|----------------|---------|----|-----|
| 140070C031000H | 3/8"x10 | 10 | 500 |



1400.85
CHROME-PLATED REDUCING
ADAPTER

| CODE | Ø | ◇ | ☐ |
|----------------|--------------|----|-----|
| 140085C040500H | 3/4" 1/2" | 10 | 200 |
| 140085C042210H | M22X1 1/2" | 10 | 200 |
| 140085C042215H | M22X1,5 1/2" | 10 | 200 |
| 140085C052210H | M22X1 3/4" | 10 | 200 |
| 140085C221004H | 1/2" M22X1 | 10 | 200 |
| 140085C221005H | 3/4" M22X1 | 10 | 200 |

CLIO LINE 2600-2700

2600.00 DOUBLE STRAIGHT FITTING



| CODE | Ø | ◇ | ☐ |
|----------------|-------|----|-----|
| 260000H010100H | 1/8" | 10 | 700 |
| 260000H020200H | 1/4" | 10 | 500 |
| 260000H030300H | 3/8" | 10 | 350 |
| 260000H040400H | 1/2" | 10 | 200 |
| 260000H050500H | 3/4" | 10 | 120 |
| 260000H101000H | 1" | 10 | 70 |
| 260000H121200H | 1*1/4 | - | 50 |
| 260000H141400H | 1*1/2 | - | 30 |
| 260000H202000H | 2" | - | 20 |
| 260000H242400H | 2*1/2 | - | 10 |
| 260000H303000H | 3" | - | 10 |
| 260000H404000H | 4" | - | 5 |

2600.00.N NICKEL-PLATED DOUBLE STRAIGHT FITTING



| CODE | Ø | ◇ | ☐ |
|----------------|-------|----|-----|
| 260000N010100H | 1/8" | 10 | 700 |
| 260000N020200H | 1/4" | 10 | 500 |
| 260000N030300H | 3/8" | 10 | 350 |
| 260000N040400H | 1/2" | 10 | 200 |
| 260000N050500H | 3/4" | 10 | 120 |
| 260000N101000H | 1" | 10 | 70 |
| 260000N121200H | 1*1/4 | - | 50 |
| 260000N141400H | 1*1/2 | - | 30 |
| 260000N202000H | 2" | - | 20 |
| 260000N242400H | 2*1/2 | - | 10 |
| 260000N303000H | 3" | - | 10 |
| 260000N404000H | 4" | - | 5 |

2600.F3.N NICKEL-PLATED LONG STRAIGHT FITTING



| CODE | Ø | ◇ | ☐ |
|----------------|------|----|-----|
| 2600F3N040400H | 1/2" | 10 | 150 |
| 2600F3N050500H | 3/4" | 10 | 120 |
| 2600F3N101000H | 1" | 10 | 60 |

2600.01 STRAIGHT FITTING, NUT AND WASHER



| CODE | Ø | ◇ | ☐ |
|----------------|--------------|----|-----|
| 260001H040300H | 1/2"x3/8"x10 | 10 | 150 |

2600.01.C CHROME-PLATED STRAIGHT FITTING, NUT AND WASHER



| CODE | Ø | ◇ | ☐ |
|----------------|--------------|----|-----|
| 260001C040300H | 1/2"x3/8"x10 | 10 | 150 |

2600.00.C DOUBLE CHROME-PLATED STRAIGHT FITTING



| CODE | Ø | ◇ | ☐ |
|----------------|-------|----|-----|
| 260000C010100H | 1/8" | 10 | 700 |
| 260000C020200H | 1/4" | 10 | 500 |
| 260000C030300H | 3/8" | 10 | 350 |
| 260000C040400H | 1/2" | 10 | 200 |
| 260000C050500H | 3/4" | 10 | 120 |
| 260000C101000H | 1" | 10 | 70 |
| 260000C121200H | 1*1/4 | - | 50 |
| 260000C141400H | 1*1/2 | - | 30 |
| 260000C202000H | 2" | - | 20 |

2600.F3 LONG DOUBLE STRAIGHT FITTING



| CODE | Ø | ◇ | ☐ |
|----------------|------|----|-----|
| 2600F3H040400H | 1/2" | 10 | 150 |
| 2600F3H050500H | 3/4" | 10 | 120 |
| 2600F3H101000H | 1" | 10 | 60 |

2600.F3.C CHROME-PLATED LONG DOUBLE STRAIGHT FITTING



| CODE | Ø | ◇ | ☐ |
|----------------|------|----|-----|
| 2600F3C040400H | 1/2" | 10 | 150 |
| 2600F3C050500H | 3/4" | 5 | 100 |
| 2600F3C101000H | 1" | 10 | 60 |

CLIO LINE 2600-2700

2600.03 REDUCED STRAIGHT FITTING



| CODE | Ø | ◇ | ☐ |
|----------------|--------------|----|-----|
| 260003H020100H | 1/4"x1/8" | 10 | 500 |
| 260003H030200H | 3/8"x1/4" | 10 | 400 |
| 260003H040200H | 1/2"x1/4" | 10 | 250 |
| 260003H040300H | 1/2"x3/8" | 10 | 250 |
| 260003H050300H | 3/4"x3/8" | 10 | 150 |
| 260003H050400H | 3/4"x1/2" | 10 | 150 |
| 260003H100400H | 1"x1/2" | 10 | 90 |
| 260003H100500H | 1"x3/4" | 10 | 90 |
| 260003H120400H | 1"1/4x1/2" | 10 | 60 |
| 260003H120500H | 1"1/4x3/4" | 10 | 60 |
| 260003H121000H | 1"1/4x1" | - | 60 |
| 260003H140500H | 1"1/2x3/4" | - | 40 |
| 260003H141000H | 1"1/2x1" | - | 40 |
| 260003H141200H | 1"1/2x1"1/4" | - | 40 |
| 260003H201000H | 2"x1" | - | 30 |
| 260003H201200H | 2"x1"1/4" | - | 30 |
| 260003H201400H | 2"x1"1/2" | - | 30 |
| 260003H242000H | 2"1/2x2" | - | 10 |
| 260003H302000H | 3"x2" | - | 15 |
| 260003H302400H | 3"x2"1/2" | - | 10 |
| 260003H402400H | 4"x2"1/2" | - | 7 |
| 260003H403000H | 4"x3" | - | 4 |

2600.03.C CHROME-PLATED REDUCED STRAIGHT FITTING



| CODE | Ø | ◇ | ☐ |
|----------------|--------------|----|-----|
| 260003C020100H | 1/4"x1/8" | 10 | 500 |
| 260003C030200H | 3/8"x1/4" | 10 | 400 |
| 260003C040200H | 1/2"x1/4" | 10 | 250 |
| 260003C040300H | 1/2"x3/8" | 10 | 250 |
| 260003C050300H | 3/4"x3/8" | 10 | 150 |
| 260003C050400H | 3/4"x1/2" | 10 | 150 |
| 260003C100400H | 1"x1/2" | 10 | 90 |
| 260003C100500H | 1"x3/4" | 10 | 90 |
| 260003C121000H | 1"1/4x1" | - | 60 |
| 260003C140500H | 1"1/2x3/4" | - | 40 |
| 260003C141000H | 1"1/2x1" | - | 40 |
| 260003C141200H | 1"1/2x1"1/4" | - | 40 |
| 260003C201200H | 2"x1"1/4" | - | 30 |
| 260003C201400H | 2"x1"1/2" | - | 30 |

2600.03.N NICKEL-PLATED REDUCED STRAIGHT FITTINGS



| CODE | Ø | ◇ | ☐ |
|----------------|--------------|----|-----|
| 260003N020100H | 1/4"x1/8" | 10 | 500 |
| 260003N030200H | 3/8"x1/4" | 10 | 400 |
| 260003N040200H | 1/2"x1/4" | 10 | 250 |
| 260003N040300H | 1/2"x3/8" | 10 | 250 |
| 260003N050300H | 3/4"x3/8" | 10 | 150 |
| 260003N050400H | 3/4"x1/2" | 10 | 150 |
| 260003N100400H | 1"x1/2" | 10 | 90 |
| 260003N100500H | 1"x3/4" | 10 | 90 |
| 260003N120400H | 1"1/4x1/2" | 10 | 60 |
| 260003N120500H | 1"1/4x3/4" | 10 | 60 |
| 260003N121000H | 1"1/4x1" | - | 60 |
| 260003N140500H | 1"1/2x3/4" | - | 40 |
| 260003N141000H | 1"1/2x1" | - | 40 |
| 260003N141200H | 1"1/2x1"1/4" | - | 40 |
| 260003N201000H | 2"x1" | - | 30 |
| 260003N201200H | 2"x1"1/4" | - | 30 |
| 260003N201400H | 2"x1"1/2" | - | 30 |
| 260003N242000H | 2"1/2x2" | - | 10 |
| 260003N302000H | 3"x2" | - | 15 |
| 260003N302400H | 3"x2"1/2" | - | 10 |
| 260003N402400H | 4"x2"1/2" | - | 7 |
| 260003N403000H | 4"x3" | - | 4 |

2600.27 POLISHED CHROME-PLATED ELBOW



| CODE | Ø | ◇ | ☐ |
|----------------|--------------|---|----|
| 260027B040300A | 1/2"x3/8"x10 | 2 | 40 |

CLIO LINE 2600-2700

2600.04 LONG STRAIGHT FITTING



| CODE | Ø | ◇ | ☐ |
|----------------|--------------|----|-----|
| 260004H030300H | 3/8"x3/8"x10 | - | 200 |
| 260004H040300H | 1/2"x3/8"x10 | 10 | 200 |

2600.04.C CHROME-PLATED LONG STRAIGHT FITTING



| CODE | Ø | ◇ | ☐ |
|----------------|--------------|----|-----|
| 260004C030300H | 3/8"x3/8"x10 | 10 | 200 |
| 260004C040300H | 1/2"x3/8"x10 | 10 | 200 |

2600.D6 RUNNING STRAIGHT FITTING



| CODE | Ø | ◇ | ☐ |
|----------------|------|----|-----|
| 2600D6H020000H | 1/4" | 10 | 800 |
| 2600D6H030000H | 3/8" | 10 | 400 |
| 2600D6H040000H | 1/2" | 10 | 250 |
| 2600D6H050000H | 3/4" | 10 | 120 |
| 2600D6H100000H | 1" | 10 | 80 |

2600.38 HOSE ADAPTOR



| CODE | Ø | ◇ | ☐ |
|----------------|------|----|-----|
| 260038H040400H | 1/2" | 10 | 250 |
| 260038H050500H | 3/4" | 10 | 150 |
| 260038H101000H | 1" | 10 | 100 |

2600.40 MALE CAP



| CODE | Ø | ◇ | ☐ |
|----------------|------|----|-----|
| 260040H010000H | 1/8" | 10 | 700 |
| 260040H020000H | 1/4" | 10 | 600 |
| 260040H030000H | 3/8" | 10 | 400 |
| 260040H040000A | 1/2" | 10 | 300 |
| 260040H050000A | 3/4" | 10 | 200 |
| 260040H100000A | 1" | 10 | 100 |

2600.40.C CHROME-PLATED MALE CAP



| CODE | Ø | ◇ | ☐ |
|----------------|------|----|-----|
| 260040C010000H | 1/8" | 10 | 700 |
| 260040C020000H | 1/4" | 10 | 600 |
| 260040C030000H | 3/8" | 10 | 400 |
| 260040C040000A | 1/2" | 10 | 300 |
| 260040C050000A | 3/4" | 10 | 200 |
| 260040C100000A | 1" | 10 | 100 |

2600.40.N NICKEL-PLATED MALE CAP



| CODE | Ø | ◇ | ☐ |
|----------------|------|----|-----|
| 260040N010000H | 1/8" | 10 | 700 |
| 260040N020000H | 1/4" | 10 | 600 |
| 260040N030000H | 3/8" | 10 | 400 |
| 260040N040000A | 1/2" | 10 | 300 |
| 260040N050000A | 3/4" | 10 | 200 |
| 260040N100000A | 1" | 10 | 100 |

2600.F4 MALE CAP WITH SQUARE



| CODE | Ø | ◇ | ☐ |
|----------------|-------|----|-----|
| 2600F4H010000H | 1/8" | 10 | 500 |
| 2600F4H020000H | 1/4" | 10 | 500 |
| 2600F4H030000H | 3/8" | 10 | 350 |
| 2600F4H040000A | 1/2" | 10 | 250 |
| 2600F4H050000A | 3/4" | 10 | 200 |
| 2600F4H100000A | 1" | 10 | 100 |
| 2600F4H120000A | 1*1/4 | - | 60 |
| 2600F4H140000A | 1*1/2 | - | 40 |
| 2600F4H200000A | 2" | - | 40 |
| 2600F4H240000A | 2*1/2 | - | 20 |
| 2600F4H300000A | 3" | - | 20 |

2600.F4.C CHROME-PLATED MALE CAP WITH SQUARE



| CODE | Ø | ◇ | ☐ |
|----------------|-------|----|-----|
| 2600F4C030000H | 3/8" | 10 | 350 |
| 2600F4C040000A | 1/2" | 10 | 250 |
| 2600F4C050000A | 3/4" | 10 | 200 |
| 2600F4C100000A | 1" | 10 | 100 |
| 2600F4C120000A | 1*1/4 | - | 60 |
| 2600F4C140000A | 1*1/2 | - | 40 |
| 2600F4C200000A | 2" | - | 40 |
| 2600F4C240000A | 2*1/2 | - | 20 |
| 2600F4C300000A | 3" | - | 20 |

CLIO LINE 2600-2700

2600.F4.N

NICKEL-PLATED MALE CAP
WITH SQUARE



| CODE | Ø | ◇ | ☐ |
|----------------|-------|----|-----|
| 2600F4N030000H | 3/8" | 10 | 350 |
| 2600F4N040000A | 1/2" | 10 | 250 |
| 2600F4N050000A | 3/4" | 10 | 200 |
| 2600F4N100000A | 1" | 10 | 100 |
| 2600F4N120000A | 1*1/4 | - | 60 |
| 2600F4N140000A | 1*1/2 | - | 40 |
| 2600F4N200000A | 2" | - | 40 |
| 2600F4N240000A | 2*1/2 | - | 20 |
| 2600F4N300000A | 3" | - | 20 |

2600.41.N

NICKEL-PLATED FEMALE CAP



| CODE | Ø | ◇ | ☐ |
|----------------|-------|----|-----|
| 260041N010000H | 1/8" | 10 | 700 |
| 260041N020000H | 1/4" | 10 | 500 |
| 260041N030000H | 3/8" | 10 | 400 |
| 260041N040000A | 1/2" | 10 | 350 |
| 260041N050000A | 3/4" | 10 | 200 |
| 260041N100000A | 1" | 10 | 100 |
| 260041N120000A | 1*1/4 | 10 | 80 |
| 260041N140000A | 1*1/2 | - | 70 |
| 260041N200000A | 2" | - | 30 |

2600.43

M/M EXTENSION



| CODE | Ø | ◇ | ☐ |
|----------------|----------|----|-----|
| 260043H044000H | 1/2"x40 | 10 | 150 |
| 260043H045000H | 1/2"x50 | 10 | 120 |
| 260043H045500H | 1/2"x55 | 10 | 100 |
| 260043H046000H | 1/2"x60 | 10 | 100 |
| 260043H047000H | 1/2"x70 | 10 | 100 |
| 260043H047500H | 1/2"x75 | 5 | 100 |
| 260043H048000H | 1/2"x80 | 10 | 80 |
| 260043H04B000H | 1/2"x100 | - | 70 |
| 260043H04B200H | 1/2"x120 | - | 70 |
| 260043H04B250H | 1/2"x125 | - | 60 |
| 260043H04B500H | 1/2"x150 | - | 50 |
| 260043H04B750H | 1/2"x175 | - | 40 |
| 260043H04B900H | 1/2"x190 | - | 30 |
| 260043H04C000H | 1/2"x200 | - | 30 |
| 260043H04C250H | 1/2"x225 | - | 30 |
| 260043H04C500H | 1/2"x250 | - | 30 |
| 260043H04D000H | 1/2"x300 | - | 15 |
| 260043H04E000H | 1/2"x400 | - | - |
| 260043H04F000H | 1/2"x500 | - | - |
| 260043H054000H | 3/4"x40 | 10 | 100 |
| 260043H055000H | 3/4"x50 | 10 | 50 |
| 260043H056000H | 3/4"x60 | 5 | 50 |
| 260043H056500H | 3/4"x65 | 5 | 50 |
| 260043H057000H | 3/4"x70 | 5 | 50 |
| 260043H057500H | 3/4"x75 | 5 | 50 |
| 260043H058000H | 3/4"x80 | 5 | 40 |
| 260043H05B000H | 3/4"x100 | - | 40 |
| 260043H05B200H | 3/4"x120 | - | 30 |
| 260043H05B250H | 3/4"x125 | - | 30 |
| 260043H05B500H | 3/4"x150 | - | 25 |
| 260043H05B750H | 3/4"x175 | - | 25 |
| 260043H05C000H | 3/4"x200 | - | 25 |
| 260043H05C250H | 3/4"x225 | - | 20 |

2600.41

FEMALE CAP



| CODE | Ø | ◇ | ☐ |
|----------------|-------|----|-----|
| 260041H010000H | 1/8" | 10 | 700 |
| 260041H020000H | 1/4" | 10 | 500 |
| 260041H030000H | 3/8" | 10 | 400 |
| 260041H040000A | 1/2" | 10 | 350 |
| 260041H050000A | 3/4" | 10 | 200 |
| 260041H100000A | 1" | 10 | 100 |
| 260041H120000A | 1*1/4 | 10 | 80 |
| 260041H140000A | 1*1/2 | - | 70 |
| 260041H200000A | 2" | - | 30 |
| 260041H240000A | 2*1/2 | - | 20 |

2600.41.C

CHROME-PLATED FEMALE CAP



| CODE | Ø | ◇ | ☐ |
|----------------|-------|----|-----|
| 260041C010000H | 1/8" | 10 | 700 |
| 260041C020000H | 1/4" | 10 | 500 |
| 260041C030000H | 3/8" | 10 | 400 |
| 260041C040000A | 1/2" | 10 | 350 |
| 260041C050000A | 3/4" | 10 | 200 |
| 260041C100000A | 1" | 10 | 100 |
| 260041C120000A | 1*1/4 | 10 | 80 |
| 260041C140000A | 1*1/2 | - | 70 |
| 260041C200000A | 2" | - | 30 |

CLIO LINE 2600-2700

2600.43 M/M EXTENSION



2600.43 M/M EXTENSION



2600.43.C CHROME-PLATED M/M EXTENSION



| CODE | Ø | ◇ | ◻ |
|----------------|------------|---|----|
| 260043H05C500H | 3/4"x250 | - | 20 |
| 260043H05D000H | 3/4"x300 | - | 10 |
| 260043H05D250H | 3/4"x325 | - | 5 |
| 260043H05E000H | 3/4"x400 | - | - |
| 260043H05E250H | 3/4"x425 | - | - |
| 260043H05F000H | 3/4"x500 | - | - |
| 260043H05F250H | 3/4"x525 | - | - |
| 260043H105000H | 1"x50 | 5 | 50 |
| 260043H106000H | 1"x60 | 5 | 40 |
| 260043H107000H | 1"x70 | 5 | 40 |
| 260043H107500H | 1"x75 | 5 | 40 |
| 260043H108000H | 1"x80 | - | 40 |
| 260043H10B000H | 1"x100 | - | 30 |
| 260043H10B200H | 1"x120 | - | 30 |
| 260043H10B250H | 1"x125 | - | 25 |
| 260043H10B500H | 1"x150 | - | 20 |
| 260043H10B750H | 1"x175 | - | 20 |
| 260043H10C000H | 1"x200 | - | 15 |
| 260043H10C250H | 1"x225 | - | 15 |
| 260043H10C500H | 1"x250 | - | 15 |
| 260043H10D000H | 1"x300 | - | 8 |
| 260043H10E000H | 1"x400 | - | - |
| 260043H10F000H | 1"x500 | - | - |
| 260043H125000H | 1 1/4"x50 | 5 | 30 |
| 260043H126000H | 1 1/4"x60 | 5 | 30 |
| 260043H127000H | 1 1/4"x70 | - | 30 |
| 260043H128000H | 1 1/4"x80 | - | 25 |
| 260043H129000H | 1 1/4"x90 | - | 20 |
| 260043H12B000H | 1 1/4"x100 | - | 15 |
| 260043H12B200H | 1 1/4"x120 | - | 15 |
| 260043H12B300H | 1 1/4"x130 | - | 15 |
| 260043H12B500H | 1 1/4"x150 | - | 15 |
| 260043H12B800H | 1 1/4"x180 | - | 10 |

| CODE | Ø | ◇ | ◻ |
|----------------|------------|---|----|
| 260043H12C000H | 1 1/4"x200 | - | 10 |
| 260043H12C300H | 1 1/4"x230 | - | 8 |
| 260043H12C500H | 1 1/4"x250 | - | 8 |
| 260043H12D000H | 1 1/4"x300 | - | 3 |
| 260043H12D300H | 1 1/4"x330 | - | - |
| 260043H12E300H | 1 1/4"x430 | - | - |
| 260043H12F300H | 1 1/4"x530 | - | - |
| 260043H145000H | 1 1/2"x50 | - | 40 |
| 260043H146000H | 1 1/2"x60 | - | 30 |
| 260043H148000H | 1 1/2"x80 | - | 20 |
| 260043H149000H | 1 1/2"x90 | - | 15 |
| 260043H14B000H | 1 1/2"x100 | - | 15 |
| 260043H14B200H | 1 1/2"x120 | - | 15 |
| 260043H14B300H | 1 1/2"x130 | - | 15 |
| 260043H14B500H | 1 1/2"x150 | - | 10 |
| 260043H14B800H | 1 1/2"x180 | - | 10 |
| 260043H14C000H | 1 1/2"x200 | - | 8 |
| 260043H14C300H | 1 1/2"x230 | - | 8 |
| 260043H14D000H | 1 1/2"x300 | - | 3 |
| 260043H205000H | 2"x50 | - | 20 |
| 260043H206000H | 2"x60 | - | 15 |
| 260043H208000H | 2"x80 | - | 15 |
| 260043H20B000H | 2"x100 | - | 10 |
| 260043H20B200H | 2"x120 | - | 10 |
| 260043H20B400H | 2"x140 | - | 8 |
| 260043H20B500H | 2"x150 | - | 8 |
| 260043H20B900H | 2"x190 | - | 6 |
| 260043H20C000H | 2"x200 | - | 6 |
| 260043H20C400H | 2"x240 | - | 6 |
| 260043H20C500H | 2"x250 | - | 5 |
| 260043H20D000H | 2"x300 | - | 2 |

| CODE | Ø | ◇ | ◻ |
|----------------|----------|----|-----|
| 260043C044000H | 1/2"x40 | 10 | 150 |
| 260043C045000H | 1/2"x50 | 10 | 120 |
| 260043C045500H | 1/2"x55 | 10 | 100 |
| 260043C046000H | 1/2"x60 | 10 | 100 |
| 260043C047000H | 1/2"x70 | 10 | 100 |
| 260043C047500H | 1/2"x75 | 5 | 100 |
| 260043C048000H | 1/2"x80 | 10 | 80 |
| 260043C04B000H | 1/2"x100 | - | 70 |
| 260043C04B250H | 1/2"x125 | - | 60 |
| 260043C04B500H | 1/2"x150 | - | 50 |
| 260043C04B750H | 1/2"x175 | - | 40 |
| 260043C04B900H | 1/2"x190 | - | 40 |
| 260043C04C000H | 1/2"x200 | - | 30 |
| 260043C04C250H | 1/2"x225 | - | 30 |
| 260043C04C500H | 1/2"x250 | - | 30 |
| 260043C04D000H | 1/2"x300 | - | 15 |
| 260043C04E000H | 1/2"x400 | - | 30 |
| 260043C04F000H | 1/2"x500 | - | - |
| 260043C054000H | 3/4"x40 | 10 | 100 |
| 260043C055000H | 3/4"x50 | 10 | 50 |
| 260043C056000H | 3/4"x60 | 5 | 50 |
| 260043C056500H | 3/4"x65 | 5 | 50 |
| 260043C057000H | 3/4"x70 | 5 | 50 |
| 260043C057500H | 3/4"x75 | 5 | 50 |
| 260043C058000H | 3/4"x80 | - | 40 |
| 260043C05B000H | 3/4"x100 | - | 40 |
| 260043C05B250H | 3/4"x125 | - | 30 |
| 260043C05B500H | 3/4"x150 | - | 25 |
| 260043C05B750H | 3/4"x175 | - | 25 |
| 260043C05C000H | 3/4"x200 | - | 25 |
| 260043C05C250H | 3/4"x225 | - | 20 |
| 260043C05D000H | 3/4"x300 | - | 10 |
| 260043C05D250H | 3/4"x325 | - | 5 |

CLIO LINE 2600-2700

2600.43.C CHROME-PLATED M/M EXTENSION



2600.43.C CHROME-PLATED M/M EXTENSION



2600.44 M/F HEXAGONAL BUSHING



| CODE | Ø | ◇ | ◻ | CODE | Ø | ◇ | ◻ | CODE | Ø | ◇ | ◻ |
|----------------|-----------|---|----|----------------|-----------|---|----|----------------|-------------|----|-----|
| 260043C05E000H | 3/4"x400 | - | - | 260043C12C500H | 1"1/4x250 | - | 8 | 260044H020100H | 1/4"x1/8" | 10 | 600 |
| 260043C05E250H | 3/4"x425 | - | - | 260043C12D000H | 12"x4x300 | - | - | 260044H030100H | 3/8"x1/8" | 10 | 400 |
| 260043C05F000H | 3/4"x500 | - | - | 260043C12D300H | 1"1/4x330 | - | - | 260044H030200H | 3/8"x1/4" | 10 | 400 |
| 260043C05F250H | 3/4"x525 | - | - | 260043C12E300H | 1"1/4x430 | - | - | 260044H040200H | 1/2"x1/4" | 10 | 300 |
| 260043C104000H | 1"x40 | 5 | 50 | 260043C12F300H | 1"1/4x530 | - | - | 260044H040300H | 1/2"x3/8" | 10 | 300 |
| 260043C105000H | 1"x50 | 5 | 50 | 260043C145000H | 1"1/2x50 | - | 40 | 260044H050200H | 3/4"x1/4" | 10 | 200 |
| 260043C106000H | 1"x60 | 5 | 40 | 260043C146000H | 1"1/2x60 | - | 30 | 260044H050300H | 3/4"x3/8" | 10 | 200 |
| 260043C107000H | 1"x70 | - | 40 | 260043C147000H | 1"1/2x70 | - | - | 260044H050400H | 3/4"x1/2" | 10 | 200 |
| 260043C107500H | 1"x75 | 5 | 40 | 260043C148000H | 1"1/2x80 | - | 20 | 260044H100200H | 1"x1/4" | - | - |
| 260043C108000H | 1"x80 | - | 40 | 260043C149000H | 1"1/2x90 | - | 15 | 260044H100300H | 1"x3/8" | 10 | 100 |
| 260043C10B000H | 1"x100 | - | 30 | 260043C14B000H | 1"1/2x100 | - | 15 | 260044H100400H | 1"x1/2" | 10 | 100 |
| 260043C10B200H | 1"x120 | - | 30 | 260043C14B200H | 1"1/2x120 | - | 15 | 260044H100500H | 1"x3/4" | 10 | 100 |
| 260043C10B250H | 1"x125 | - | 25 | 260043C14B300H | 1"1/2x130 | - | 15 | 260044H120400H | 1"1/4x1/2" | 10 | 70 |
| 260043C10B500H | 1"x150 | - | 20 | 260043C14B500H | 1"1/2x150 | - | 10 | 260044H120500H | 1"1/4x3/4" | 10 | 70 |
| 260043C10B750H | 1"x175 | - | 30 | 260043C14B800H | 1"1/2x180 | - | - | 260044H121000H | 1"1/4x1" | 10 | 70 |
| 260043C10C000H | 1"x200 | - | 15 | 260043C14C000H | 1"1/2x200 | - | 8 | 260044H140400H | 1"1/2x1/2" | - | 50 |
| 260043C10C250H | 1"x225 | - | 15 | 260043C14C300H | 1"1/2x230 | - | 8 | 260044H140500H | 1"1/2x3/4" | - | 50 |
| 260043C10D000H | 1"x300 | - | 8 | 260043C14D000H | 1"1/2x300 | - | 3 | 260044H141000H | 1"1/2x1" | - | 50 |
| 260043C10E000H | 1"x400 | - | - | 260043C205000H | 2"x50 | - | 20 | 260044H141200H | 1"1/2x1"1/4 | - | 50 |
| 260043C10F000H | 1"x500 | - | - | 260043C206000H | 2"x60 | - | 15 | 260044H200400H | 2"x1/2" | - | 20 |
| 260043C10F250H | 1"x525 | - | - | 260043C208000H | 2"x80 | - | 15 | 260044H200500H | 2"x3/4" | - | 20 |
| 260043C125000H | 1"1/4x50 | 5 | 30 | 260043C20B000H | 2"x100 | - | 10 | 260044H201000H | 2"x1" | - | 30 |
| 260043C126000H | 1"1/4x60 | 5 | 30 | 260043C20B200H | 2"x120 | - | 10 | 260044H201200H | 2"x1"1/4 | - | 30 |
| 260043C127000H | 1"1/4x70 | - | 30 | 260043C20B400H | 2"x140 | - | 8 | 260044H201400H | 2"x1"1/2 | - | 30 |
| 260043C128000H | 1"1/4x80 | - | 25 | 260043C20B500H | 2"x150 | - | 8 | 260044H242000H | 2"1/2x2" | - | 20 |
| 260043C129000H | 1"1/4x90 | - | 20 | 260043C20B900H | 2"x190 | - | 6 | 260044H301200H | 3"x1"1/4 | - | 18 |
| 260043C12B000H | 1"1/4x100 | - | 15 | 260043C20C000H | 2"x200 | - | 6 | 260044H301400H | 3"x1"1/2 | - | 18 |
| 260043C12B200H | 1"1/4x120 | - | 15 | 260043C20C400H | 2"x240 | - | 6 | 260044H302000H | 3"x2" | - | 18 |
| 260043C12B300H | 1"1/4x130 | - | 15 | 260043C20C500H | 2"x250 | - | 5 | 260044H302400H | 3"x2"1/2 | - | 15 |
| 260043C12B500H | 1"1/4x150 | - | 15 | 260043C20D000H | 2"x300 | - | - | 260044H402000H | 4"x2" | - | 5 |
| 260043C12B800H | 1"1/4x180 | - | 10 | | | | | 260044H402400H | 4"x2"1/2 | - | 5 |
| 260043C12C000H | 1"1/4x200 | - | 10 | | | | | 260044H403000H | 4"x3" | - | 6 |
| 260043C12C300H | 1"1/4x230 | - | 8 | | | | | | | | |

CLIO LINE 2600-2700



2600.44.C CHROME-PLATED M/F HEXAGONAL BUSHING

| CODE | Ø | ◇ | ☐ |
|----------------|-------------|----|-----|
| 260044C020100H | 1/4"x1/8" | 10 | 600 |
| 260044C030100H | 3/8"x1/8" | 10 | 400 |
| 260044C030200H | 3/8"x1/4" | 10 | 400 |
| 260044C040200H | 1/2"x1/4" | 10 | 300 |
| 260044C040300H | 1/2"x3/8" | 10 | 300 |
| 260044C050200H | 3/4"x1/4" | 10 | 200 |
| 260044C050300H | 3/4"x3/8" | 10 | 200 |
| 260044C050400H | 3/4"x1/2" | 10 | 200 |
| 260044C100200H | 1"x1/4" | - | - |
| 260044C100300H | 1"x3/8" | 10 | 100 |
| 260044C100400H | 1"x1/2" | 10 | 100 |
| 260044C100500H | 1"x3/4" | 10 | 100 |
| 260044C120500H | 1"1/4x3/4" | 10 | 70 |
| 260044C121000H | 1"1/4x1" | 10 | 70 |
| 260044C140500H | 1"1/2x3/4" | - | 50 |
| 260044C141000H | 1"1/2x1" | - | 50 |
| 260044C141200H | 1"1/2x1"1/4 | - | 50 |
| 260044C200500H | 2"x3/4" | - | 20 |
| 260044C301200H | 3"x1"1/4 | - | 18 |
| 260044C301400H | 3"x1"1/2 | - | 18 |
| 260044C302400H | 3"x2"1/2 | - | 15 |
| 260044C403000H | 4"x3" | - | 6 |



2600.44.N NICKEL-PLATED M/F HEXAGONAL BUSHING

| CODE | Ø | ◇ | ☐ |
|----------------|-------------|----|-----|
| 260044N020100H | 1/4"x1/8" | 10 | 600 |
| 260044N030100H | 3/8"x1/8" | 10 | 400 |
| 260044N030200H | 3/8"x1/4" | 10 | 400 |
| 260044N040200H | 1/2"x1/4" | 5 | 300 |
| 260044N040300H | 1/2"x3/8" | 10 | 300 |
| 260044N050200H | 3/4"x1/4" | 10 | 200 |
| 260044N050300H | 3/4"x3/8" | 10 | 200 |
| 260044N050400H | 3/4"x1/2" | 10 | 200 |
| 260044N100200H | 1"x1/4" | - | - |
| 260044N100300H | 1"x3/8" | 10 | 100 |
| 260044N100400H | 1"x1/2" | 10 | 100 |
| 260044N100500H | 1"x3/4" | 10 | 100 |
| 260044N120400H | 1"1/4x1/2" | 10 | 70 |
| 260044N120500H | 1"1/4x3/4" | 10 | 70 |
| 260044N121000H | 1"1/4x1" | 10 | 70 |
| 260044N140400H | 1"1/2x1/2" | - | 50 |
| 260044N140500H | 1"1/2x3/4" | - | 50 |
| 260044N141000H | 1"1/2x1" | - | 50 |
| 260044N141200H | 1"1/2x1"1/4 | - | 50 |
| 260044N200400H | 2"x1/2" | - | 20 |
| 260044N200500H | 2"x3/4" | - | 20 |
| 260044N201000H | 2"x1" | - | 30 |
| 260044N201200H | 2"x1"1/4 | - | 30 |
| 260044N201400H | 2"x1"1/2 | - | 30 |
| 260044N242000H | 2"1/2x2" | - | 20 |
| 260044N302000H | 3"x2" | - | 18 |
| 260044N302400H | 3"x2"1/2 | - | 15 |
| 260044N403000H | 4"x3" | - | 6 |



2600.45 F/M REDUCED EXTENSION

| CODE | Ø | ◇ | ☐ |
|----------------|-------------|----|-----|
| 260045R020100A | 1/4"x1/8" | 10 | 400 |
| 260045R030200A | 3/8"x1/4" | 10 | 400 |
| 260045R040200A | 1/2"x1/4" | 10 | 250 |
| 260045R040300A | 1/2"x3/8" | 10 | 250 |
| 260045R050300A | 3/4"x3/8" | 10 | 150 |
| 260045R050400A | 3/4"x1/2" | 10 | 150 |
| 260045R100400A | 1"x1/2" | 10 | 100 |
| 260045R100500A | 1"x3/4" | 10 | 100 |
| 260045H120400A | 1"1/4x1/2" | 10 | 70 |
| 260045H120500A | 1"1/4x3/4" | 10 | 70 |
| 260045H121000A | 1"1/4x1" | 10 | 60 |
| 260045H140400H | 1"1/2x1/2" | - | 40 |
| 260045H140500H | 1"1/2x3/4" | - | 40 |
| 260045H141000H | 1"1/2x1" | - | 40 |
| 260045H141200H | 1"1/2x1"1/4 | - | 40 |
| 260045H201000H | 2"x1" | - | 25 |
| 260045H201200H | 2"x1"1/4 | - | 25 |
| 260045H201400H | 2"x1"1/2 | - | 25 |



2600.F2 F/M REDUCED EXTENSION - HEAVY TYPE

| CODE | Ø | ◇ | ☐ |
|----------------|-----------|----|-----|
| 2600F2R040300A | 1/2"x3/8" | 10 | 200 |
| 2600F2R050400A | 3/4"x1/2" | 10 | 150 |

CLIO LINE 2600-2700



2600.45.C CHROME-PLATED F/M REDUCED EXTENSION

| CODE | Ø | ◇ | ☐ |
|----------------|-------------|----|-----|
| 260045C020100A | 1/4"x1/8" | 10 | 400 |
| 260045C030200A | 3/8"x1/4" | 10 | 400 |
| 260045C040200A | 1/2"x1/4" | 10 | 250 |
| 260045C040300A | 1/2"x3/8" | 10 | 250 |
| 260045C050300A | 3/4"x3/8" | 10 | 150 |
| 260045C050400A | 3/4"x1/2" | 10 | 150 |
| 260045C100400A | 1"x1/2" | 10 | 100 |
| 260045C100500A | 1"x3/4" | 10 | 100 |
| 260045C120400A | 1"1/4x1/2" | 10 | 70 |
| 260045C120500A | 1"1/4x3/4" | 10 | 70 |
| 260045C121000A | 1"1/4x1" | 10 | 60 |
| 260045C140400H | 1"1/2x1/2" | - | 40 |
| 260045C140500H | 1"1/2x3/4" | - | 40 |
| 260045C141000H | 1"1/2x1" | - | 40 |
| 260045C141200H | 1"1/2x1"1/4 | - | 40 |
| 260045C201000H | 2"x1" | - | 25 |
| 260045C201200H | 2"x1"1/4 | - | 25 |
| 260045C201400H | 2"x1"1/2 | - | 25 |



2600.F2.C CHROME-PLATED F/M REDUCED EXTENSION -HEAVY TYPE

| CODE | Ø | ◇ | ☐ |
|----------------|-----------|----|-----|
| 2600F2C040300A | 1/2"x3/8" | 10 | 200 |
| 2600F2C050400A | 3/4"x1/2" | 10 | 100 |



2600.45.N NICKEL-PLATED F/M REDUCED EXTENSION

| CODE | Ø | ◇ | ☐ |
|----------------|-------------|----|-----|
| 260045N020100A | 1/4"x1/8" | 10 | 400 |
| 260045N030200A | 3/8"x1/4" | 10 | 400 |
| 260045N040200A | 1/2"x1/4" | 10 | 250 |
| 260045N040300A | 1/2"x3/8" | 10 | 250 |
| 260045N050300A | 3/4"x3/8" | 10 | 150 |
| 260045N050400A | 3/4"x1/2" | 5 | 120 |
| 260045N100400A | 1"x1/2" | 10 | 100 |
| 260045N100500A | 1"x3/4" | 10 | 100 |
| 260045N120400A | 1"1/4x1/2" | 10 | 70 |
| 260045N120500A | 1"1/4x3/4" | 10 | 70 |
| 260045N121000A | 1"1/4x1" | 10 | 60 |
| 260045N140400H | 1"1/2x1/2" | - | 40 |
| 260045N140500H | 1"1/2x3/4" | - | 40 |
| 260045N141000H | 1"1/2x1" | - | 40 |
| 260045N141200H | 1"1/2x1"1/4 | - | 40 |
| 260045N201000H | 2"x1" | - | 25 |
| 260045N201200H | 2"x1"1/4 | - | 25 |
| 260045N201400H | 2"x1"1/2 | - | 25 |



2600.F2.N NICKEL-PLATED F/M REDUCED EXTENSION -HEAVY TYPE

| CODE | Ø | ◇ | ☐ |
|----------------|-----------|----|-----|
| 2600F2N040300A | 1/2"x3/8" | 10 | 200 |
| 2600F2N050400A | 3/4"x1/2" | 10 | 150 |



2600.46 SOCKET

| CODE | Ø | ◇ | ☐ |
|----------------|-------|----|-----|
| 260046H010100A | 1/8" | 10 | 600 |
| 260046H020200A | 1/4" | 10 | 350 |
| 260046H030300A | 3/8" | 10 | 200 |
| 260046H040400A | 1/2" | 10 | 150 |
| 260046H050500A | 3/4" | 10 | 90 |
| 260046H101000A | 1" | 10 | 60 |
| 260046H121200A | 1"1/4 | - | 30 |
| 260046H141400A | 1"1/2 | - | 30 |
| 260046H202000A | 2" | - | 15 |
| 260046H242400A | 2"1/2 | - | 6 |
| 260046H303000A | 3" | - | 5 |



2600.46.C CHROME-PLATED SOCKET

| CODE | Ø | ◇ | ☐ |
|----------------|-------|----|-----|
| 260046C010100A | 1/8" | 10 | 600 |
| 260046C020200A | 1/4" | 10 | 350 |
| 260046C030300A | 3/8" | 10 | 200 |
| 260046C040400A | 1/2" | 10 | 150 |
| 260046C050500A | 3/4" | 10 | 90 |
| 260046C101000A | 1" | 10 | 60 |
| 260046C121200A | 1"1/4 | - | 30 |
| 260046C141400A | 1"1/2 | - | 30 |
| 260046C202000A | 2" | - | 15 |

CLIO LINE 2600-2700

2600.46.N NICKEL-PLATED SOCKET



| CODE | Ø | ◇ | ☐ |
|----------------|-------|----|-----|
| 260046N010100A | 1/8" | 10 | 600 |
| 260046N020200A | 1/4" | 10 | 350 |
| 260046N030300A | 3/8" | 10 | 200 |
| 260046N040400A | 1/2" | 10 | 150 |
| 260046N050500A | 3/4" | 10 | 90 |
| 260046N101000A | 1" | 10 | 60 |
| 260046N121200A | 1*1/4 | - | 30 |
| 260046N141400A | 1*1/2 | - | 30 |
| 260046N202000A | 2" | - | 15 |

2600.46.B POLISHED CHROME-PLATED SOCKET



| CODE | Ø | ◇ | ☐ |
|----------------|-------|----|-----|
| 260046B040400A | 1/2" | 10 | 150 |
| 260046B050500A | 3/4" | 10 | 90 |
| 260046B101000A | 1" | 10 | 60 |
| 260046B121200A | 1*1/4 | - | 30 |

2600.47 REDUCED SOCKET



| CODE | Ø | ◇ | ☐ |
|----------------|-------------|----|-----|
| 260047H020100A | 1/4"x1/8" | 10 | 300 |
| 260047H030200A | 3/8"x1/4" | 10 | 250 |
| 260047H040200A | 1/2"x1/4" | 10 | 200 |
| 260047H040300A | 1/2"x3/8" | 10 | 200 |
| 260047H050400A | 3/4"x1/2" | 10 | 100 |
| 260047H100300A | 1"x3/8" | 10 | 70 |
| 260047H100400A | 1"x1/2" | 10 | 70 |
| 260047H100500A | 1"x3/4" | 10 | 50 |
| 260047H120400A | 1*1/4x1/2" | 5 | 30 |
| 260047H120500A | 1*1/4x3/4" | 5 | 30 |
| 260047H121000A | 1*1/4x1" | 5 | 30 |
| 260047H140400A | 1*1/2x1/2" | - | 30 |
| 260047H140500A | 1*1/2x3/4" | - | 30 |
| 260047H141000A | 1*1/2x1" | - | 25 |
| 260047H141200A | 1*1/2x1*1/4 | - | 30 |
| 260047H200500A | 2"x3/4" | - | 20 |
| 260047H201000A | 2"x1" | - | 20 |
| 260047H201200A | 2"x1*1/4 | - | 20 |
| 260047H201400A | 2"x1*1/2 | - | 20 |

2600.47.C CHROME-PLATED REDUCED SOCKET



| CODE | Ø | ◇ | ☐ |
|----------------|-------------|----|-----|
| 260047C020100A | 1/4"x1/8" | 10 | 300 |
| 260047C030200A | 3/8"x1/4" | 10 | 250 |
| 260047C040300A | 1/2"x3/8" | 10 | 200 |
| 260047C050400A | 3/4"x1/2" | 10 | 100 |
| 260047C100300A | 1"x3/8" | 10 | 70 |
| 260047C100400A | 1"x1/2" | 10 | 70 |
| 260047C100500A | 1"x3/4" | 10 | 50 |
| 260047C120400A | 1*1/4x1/2" | 5 | 30 |
| 260047C120500A | 1*1/4x3/4" | 5 | 30 |
| 260047C121000A | 1*1/4x1" | 5 | 30 |
| 260047C140400A | 1*1/2x1/2" | 5 | 30 |
| 260047C140500A | 1*1/2x3/4" | 5 | 30 |
| 260047C141000A | 1*1/2x1" | - | 25 |
| 260047C141200A | 1*1/2x1*1/4 | - | 30 |
| 260047C201200A | 2"x1*1/4 | - | 20 |
| 260047C201400A | 2"x1*1/2 | - | 20 |

2600.47.B POLISHED CHROME-PLATED REDUCED SOCKET



| CODE | Ø | ◇ | ☐ |
|----------------|-------------|----|-----|
| 260047B050400A | 3/4"x1/2" | 10 | 100 |
| 260047B100400A | 1"x1/2" | 10 | 70 |
| 260047B100500A | 1"x3/4" | 10 | 50 |
| 260047B141200A | 1*1/2x1*1/4 | - | 30 |

CLIO LINE 2600-2700



2600.47.N
NICKEL-PLATED REDUCED
SOCKET

| CODE | Ø | ◇ | ☐ |
|----------------|-------------|----|-----|
| 260047N020100A | 1/4"x1/8" | 10 | 300 |
| 260047N030200A | 3/8"x1/4" | 10 | 250 |
| 260047N040300A | 1/2"x3/8" | 10 | 200 |
| 260047N050400A | 3/4"x1/2" | 10 | 100 |
| 260047N100300A | 1"x3/8" | 10 | 70 |
| 260047N100400A | 1"x1/2" | 10 | 70 |
| 260047N100500A | 1"x3/4" | 10 | 50 |
| 260047N120400A | 1"1/4x1/2" | 5 | 30 |
| 260047N120500A | 1"1/4x3/4" | 5 | 30 |
| 260047N121000A | 1"1/4x1" | 5 | 30 |
| 260047N140400A | 1"1/2x1/2" | - | 30 |
| 260047N140500A | 1"1/2x3/4" | - | 30 |
| 260047N141000A | 1"1/2x1" | - | 25 |
| 260047N141200A | 1"1/2x1"1/4 | - | 30 |
| 260047N200500A | 2"x3/4" | - | 20 |
| 260047N201000A | 2"x1" | - | 20 |
| 260047N201200A | 2"x1"1/4 | - | 20 |
| 260047N201400A | 2"x1"1/2 | - | 20 |

2600.70
BACKNUT



| CODE | Ø | ◇ | ☐ |
|----------------|-------|----|------|
| 260070H010000H | 1/8" | 10 | 1000 |
| 260070H020000H | 1/4" | 10 | 800 |
| 260070H030000H | 3/8" | 10 | 700 |
| 260070H040000H | 1/2" | 10 | 500 |
| 260070H050000H | 3/4" | 10 | 400 |
| 260070H100000H | 1" | 10 | 200 |
| 260070H120000H | 1"1/4 | 10 | 150 |
| 260070H140000H | 1"1/2 | 10 | 150 |



2600.70.C
CHROME-PLATED BACKNUT

| CODE | Ø | ◇ | ☐ |
|----------------|-------|----|------|
| 260070C010000H | 1/8" | 10 | 1000 |
| 260070C020000H | 1/4" | 10 | 800 |
| 260070C030000H | 3/8" | 10 | 700 |
| 260070C040000H | 1/2" | 10 | 500 |
| 260070C050000H | 3/4" | 10 | 400 |
| 260070C100000H | 1" | 10 | 200 |
| 260070C120000H | 1"1/4 | 10 | 150 |

2600.70.N
NICKEL-PLATED BACKNUT



| CODE | Ø | ◇ | ☐ |
|----------------|-------|----|-----|
| 260070N020000H | 1/4" | 10 | 800 |
| 260070N030000H | 3/8" | 10 | 700 |
| 260070N040000H | 1/2" | 10 | 500 |
| 260070N050000H | 3/4" | 10 | 400 |
| 260070N100000H | 1" | 10 | 200 |
| 260070N120000H | 1"1/4 | 10 | 150 |

2600.74
AIR OUTLET VALVE WITH O-
RING



| CODE | Ø | ◇ | ☐ |
|----------------|------|----|-----|
| 260074H010000H | 1/8" | 10 | 500 |
| 260074H020000H | 1/4" | 10 | 400 |
| 260074H030000H | 3/8" | 10 | 300 |
| 260074H040000H | 1/2" | 10 | 300 |



2600.74.N
NICKEL-PLATED AIR OUTLET
VALVE WITH O-RING

| CODE | Ø | ◇ | ☐ |
|----------------|------|----|-----|
| 260074N010000H | 1/8" | 10 | 500 |
| 260074N020000H | 1/4" | 10 | 400 |
| 260074N030000H | 3/8" | 10 | 300 |
| 260074N040000H | 1/2" | 10 | 300 |

2600.96
MALE RUNNING FITTING



| CODE | Ø | ☐ |
|----------------|----------|-----|
| 260096H047500H | 1/2"x75 | 100 |
| 260096H04B000H | 1/2"x100 | 70 |
| 260096H04B500H | 1/2"x150 | 50 |
| 260096H04C000H | 1/2"x200 | 50 |
| 260096H05B000H | 3/4"x100 | 50 |
| 260096H05B500H | 3/4"x150 | 30 |
| 260096H05C000H | 3/4"x200 | 20 |
| 260096H10B000H | 1"x100 | 25 |
| 260096H10B500H | 1"x150 | 25 |
| 260096H10C000H | 1"x200 | 15 |

2600.96.C
CHROME-PLATED MALE
RUNNING FITTING



| CODE | Ø | ☐ |
|----------------|----------|----|
| 260096C04B000H | 1/2"x100 | 70 |
| 260096C04B500H | 1/2"x150 | 50 |
| 260096C04C000H | 1/2"x200 | 50 |
| 260096C05B000H | 3/4"x100 | 30 |
| 260096C05B500H | 3/4"x150 | 30 |
| 260096C05C000H | 3/4"x200 | 20 |
| 260096C10B000H | 1"x100 | 25 |
| 260096C10B500H | 1"x150 | 25 |

CLIO LINE 2600-2700



2600.96.N
NICKEL-PLATED RUNNING
MALE FITTING

| CODE | Ø | 📦 |
|----------------|------------|-----|
| 260096N047500H | 1/2" x 75 | 100 |
| 260096N04B000H | 1/2" x 100 | 70 |
| 260096N04B500H | 1/2" x 150 | 50 |
| 260096N04C000H | 1/2" x 200 | 50 |
| 260096N05B500H | 3/4" x 150 | 30 |
| 260096N05C000H | 3/4" x 200 | 20 |



2600.D1
REDUCING RING NUT

| CODE | Ø | ◇ | 📦 |
|----------------|-------------|----|-----|
| 2600D1H030200H | 3/8"x1/4" | 10 | 500 |
| 2600D1H040200H | 1/2"x1/4" | 10 | 500 |
| 2600D1H040300H | 1/2"x3/8" | 10 | 500 |
| 2600D1H050400H | 3/4"x1/2" | 10 | 350 |
| 2600D1H100400H | 1"x1/2" | 10 | 200 |
| 2600D1H100500H | 1"x3/4" | 10 | 200 |
| 2600D1H121000H | 1"1/4x1" | 10 | 150 |
| 2600D1H141200H | 1"1/2x1"1/4 | 5 | 100 |
| 2600D1H200500H | 2"x3/4" | 5 | 50 |
| 2600D1H201000H | 2"x1" | 5 | 50 |
| 2600D1H201200H | 2"x1"1/4 | 5 | 50 |
| 2600D1H201400H | 2"x1"1/2 | 5 | 50 |



2600.D1.C
CHROME-PLATED REDUCING
RING NUT

| CODE | Ø | ◇ | 📦 |
|----------------|-----------|----|-----|
| 2600D1C040200H | 1/2"x1/4" | 10 | 500 |
| 2600D1C040300H | 1/2"x3/8" | 10 | 500 |
| 2600D1C050400H | 3/4"x1/2" | 10 | 350 |
| 2600D1C100400H | 1"x1/2" | 10 | 200 |
| 2600D1C100500H | 1"x3/4" | 10 | 200 |
| 2600D1C200500H | 2"x3/4" | 5 | 50 |
| 2600D1C201200H | 2"x1"1/4 | 5 | 50 |
| 2600D1C201400H | 2"x1"1/2 | 5 | 50 |



2600.D1.N
NICKEL-PLATED REDUCING
RING NUT

| CODE | Ø | ◇ | 📦 |
|----------------|-------------|----|-----|
| 2600D1N040300H | 1/2"x3/8" | 10 | 500 |
| 2600D1N050400H | 3/4"x1/2" | 10 | 350 |
| 2600D1N100500H | 1"x3/4" | 10 | 200 |
| 2600D1N121000H | 1"1/4x1" | 10 | 150 |
| 2600D1N141200H | 1"1/2x1"1/4 | 10 | 100 |
| 2600D1N200500H | 2"x3/4" | 5 | 50 |
| 2600D1N201000H | 2"x1" | 5 | 50 |
| 2600D1N201200H | 2"x1"1/4 | 5 | 50 |
| 2600D1N201400H | 2"x1"1/2 | 5 | 50 |



2600.D2
F/M HEXAGONAL BUSHING

| CODE | Ø | ◇ | 📦 |
|----------------|-------------|----|----|
| 2600D2H121000H | 1"1/4x1" | 10 | 80 |
| 2600D2H141200H | 1"1/2x1"1/4 | - | 60 |



2600.D2.B
POLISHED CHROME-PLATED
F/M HEXAGONAL BUSHING

| CODE | Ø | ◇ | 📦 |
|----------------|-------------|----|----|
| 2600D2B121000H | 1"1/4x1" | 10 | 80 |
| 2600D2B141200H | 1"1/2x1"1/4 | - | 60 |



2600.D3
CHROME-PLATED ELBOW FOR
WASH BASIN

| CODE | Ø | ◇ | 📦 |
|----------------|---------|---|----|
| 2600D3C041000A | 1/2"x10 | 2 | 40 |



2600.D4
CHROME-PLATED MALE
COMPLETE CAP

| CODE | Ø | ◇ | 📦 |
|----------------|------|----|-----|
| 2600D4C030000H | 3/8" | 10 | 150 |
| 2600D4C040000H | 1/2" | 10 | 100 |



2600.D5
CHROME-PLATED DOUBLE CAP

| CODE | Ø | ◇ | 📦 |
|----------------|------|----|-----|
| 2600D5C040000H | 1/2" | 10 | 250 |



2600.D7
FLANGED BACKNUT

| CODE | Ø | ◇ | 📦 |
|----------------|-------|----|-----|
| 2600D7H040000H | 1/2" | 10 | 250 |
| 2600D7H050000H | 3/4" | 10 | 200 |
| 2600D7H100000H | 1" | 10 | 150 |
| 2600D7H120000H | 1"1/4 | 10 | 100 |
| 2600D7H140000H | 1"1/2 | 10 | 80 |
| 2600D7H200000H | 2" | 10 | 50 |

CLIO LINE 2600-2700

2600.D7.N NICKEL-PLATED FLANGED BACKNUT



| CODE | Ø | ◇ | ☐ |
|----------------|--------|----|-----|
| 2600D7N040000H | 1/2" | 10 | 250 |
| 2600D7N050000H | 3/4" | 10 | 200 |
| 2600D7N100000H | 1" | 10 | 150 |
| 2600D7N120000H | 1 1/4" | 10 | 100 |
| 2600D7N140000H | 1 1/2" | 10 | 80 |
| 2600D7N200000H | 2" | 10 | 50 |

2600.F6 LIGHT EXTENSION



| CODE | Ø | ◇ | ☐ |
|----------------|------------|----|-----|
| 2600F6H041000A | 1/2" x 10 | 10 | 200 |
| 2600F6H041500A | 1/2" x 15 | 10 | 200 |
| 2600F6H042000A | 1/2" x 20 | 10 | 200 |
| 2600F6H042500A | 1/2" x 25 | 10 | 150 |
| 2600F6H043000A | 1/2" x 30 | 10 | 100 |
| 2600F6H044000A | 1/2" x 40 | 10 | 100 |
| 2600F6H045000A | 1/2" x 50 | 10 | 80 |
| 2600F6H046000A | 1/2" x 60 | 10 | 80 |
| 2600F6H047000A | 1/2" x 70 | 5 | 60 |
| 2600F6H048000A | 1/2" x 80 | - | 50 |
| 2600F6H04B000A | 1/2" x 100 | - | 40 |
| 2600F6R051000A | 3/4" x 10 | 10 | 150 |
| 2600F6R051500A | 3/4" x 15 | 10 | 100 |
| 2600F6R052000A | 3/4" x 20 | 10 | 100 |
| 2600F6R052500A | 3/4" x 25 | 10 | 80 |
| 2600F6R053000A | 3/4" x 30 | 10 | 80 |
| 2600F6R054000A | 3/4" x 40 | 10 | 80 |
| 2600F6R055000A | 3/4" x 50 | 10 | 50 |
| 2600F6R056000A | 3/4" x 60 | 10 | 50 |
| 2600F6R058000A | 3/4" x 80 | - | 30 |
| 2600F6R05B000A | 3/4" x 100 | - | 40 |

2600.F6.C CHROME-PLATED LIGHT EXTENSION



| CODE | Ø | ◇ | ☐ |
|----------------|------------|----|-----|
| 2600F6C041000A | 1/2" x 10 | 10 | 200 |
| 2600F6C041500A | 1/2" x 15 | 10 | 200 |
| 2600F6C042000A | 1/2" x 20 | 10 | 200 |
| 2600F6C042500A | 1/2" x 25 | 10 | 150 |
| 2600F6C043000A | 1/2" x 30 | 10 | 100 |
| 2600F6C044000A | 1/2" x 40 | 10 | 100 |
| 2600F6C045000A | 1/2" x 50 | 10 | 80 |
| 2600F6C046000A | 1/2" x 60 | 10 | 80 |
| 2600F6C047000A | 1/2" x 70 | 5 | 60 |
| 2600F6C048000A | 1/2" x 80 | - | 50 |
| 2600F6C04B000A | 1/2" x 100 | - | 40 |
| 2600F6C051000A | 3/4" x 10 | 10 | 150 |
| 2600F6C051500A | 3/4" x 15 | 10 | 100 |
| 2600F6C052000A | 3/4" x 20 | 10 | 100 |
| 2600F6C052500A | 3/4" x 25 | 10 | 80 |
| 2600F6C053000A | 3/4" x 30 | 10 | 80 |
| 2600F6C054000A | 3/4" x 40 | 10 | 80 |
| 2600F6C055000A | 3/4" x 50 | 10 | 50 |
| 2600F6C056000A | 3/4" x 60 | 10 | 50 |
| 2600F6C058000A | 3/4" x 80 | - | 30 |
| 2600F6C05B000A | 3/4" x 100 | - | 40 |

2600.D8 HEAVY EXTENSION



| CODE | Ø | ◇ | ☐ |
|----------------|----------|----|-----|
| 2600D8R031000A | 3/8"x10 | 10 | 300 |
| 2600D8R031500A | 3/8"x15 | 10 | 300 |
| 2600D8R032000A | 3/8"x20 | 10 | 200 |
| 2600D8R032500A | 3/8"x25 | 10 | 200 |
| 2600D8R033000A | 3/8"x30 | 10 | 180 |
| 2600D8R034000A | 3/8"x40 | 10 | 150 |
| 2600D8R035000A | 3/8"x50 | 10 | 100 |
| 2600D8R041000A | 1/2"x10 | 10 | 200 |
| 2600D8R041500A | 1/2"x15 | 10 | 150 |
| 2600D8R042000A | 1/2"x20 | 10 | 120 |
| 2600D8R042500A | 1/2"x25 | 10 | 120 |
| 2600D8R043000A | 1/2"x30 | 10 | 100 |
| 2600D8R044000A | 1/2"x40 | 10 | 100 |
| 2600D8R045000A | 1/2"x50 | 10 | 80 |
| 2600D8R045500A | 1/2"x55 | 10 | 60 |
| 2600D8R046000A | 1/2"x60 | 10 | 60 |
| 2600D8R046500A | 1/2"x65 | 10 | 40 |
| 2600D8R047000A | 1/2"x70 | 5 | 40 |
| 2600D8R048000A | 1/2"x80 | - | 40 |
| 2600D8R04B000A | 1/2"x100 | - | 40 |
| 2600D8R051000A | 3/4"x10 | 10 | 150 |
| 2600D8R051500A | 3/4"x15 | 10 | 150 |
| 2600D8R052000A | 3/4"x20 | 10 | 100 |
| 2600D8R052500A | 3/4"x25 | 10 | 80 |
| 2600D8R053000A | 3/4"x30 | 10 | 80 |
| 2600D8R054000A | 3/4"x40 | 10 | 60 |
| 2600D8R055000A | 3/4"x50 | 10 | 50 |
| 2600D8R056000A | 3/4"x60 | 10 | 40 |
| 2600D8R057000A | 3/4"x70 | - | 40 |
| 2600D8R058000A | 3/4"x80 | - | 20 |
| 2600D8R05B000A | 3/4"x100 | - | 20 |
| 2600D8R101000A | 1"x10 | 10 | 120 |
| 2600D8R101500A | 1"x15 | 10 | 100 |

2600.D8
HEAVY EXTENSION



| CODE | Ø | ◇ | ☐ |
|----------------|-------|----|----|
| 2600D8R102000A | 1"x20 | 10 | 70 |
| 2600D8R102500A | 1"x25 | 10 | 50 |
| 2600D8R103000A | 1"x30 | 5 | 50 |
| 2600D8R104000A | 1"x40 | 5 | 40 |
| 2600D8R105000A | 1"x50 | 5 | 40 |

2600.D8.B
POLISHED CHROME-PLATED
HEAVY EXTENSION



| CODE | Ø | ◇ | ☐ |
|----------------|----------|----|-----|
| 2600D8B031000A | 3/8"x10 | 10 | 300 |
| 2600D8B031500A | 3/8"x15 | 10 | 300 |
| 2600D8B032000A | 3/8"x20 | 10 | 200 |
| 2600D8B032500A | 3/8"x25 | 10 | 200 |
| 2600D8B033000A | 3/8"x30 | 10 | 180 |
| 2600D8B034000A | 3/8"x40 | 10 | 150 |
| 2600D8B035000A | 3/8"x50 | 10 | 100 |
| 2600D8B041000A | 1/2"x10 | 10 | 200 |
| 2600D8B041500A | 1/2"x15 | 10 | 150 |
| 2600D8B042000A | 1/2"x20 | 10 | 120 |
| 2600D8B042500A | 1/2"x25 | 10 | 120 |
| 2600D8B043000A | 1/2"x30 | 10 | 100 |
| 2600D8B044000A | 1/2"x40 | 10 | 100 |
| 2600D8B045000A | 1/2"x50 | 10 | 80 |
| 2600D8B045500A | 1/2"x55 | 10 | 60 |
| 2600D8B046000A | 1/2"x60 | 10 | 60 |
| 2600D8B046500A | 1/2"x65 | 10 | 40 |
| 2600D8B047000A | 1/2"x70 | 5 | 40 |
| 2600D8B048000A | 1/2"x80 | - | 40 |
| 2600D8B04B000A | 1/2"x100 | - | 40 |
| 2600D8B051000A | 3/4"x10 | 10 | 150 |
| 2600D8B051500A | 3/4"x15 | 10 | 150 |
| 2600D8B052000A | 3/4"x20 | 10 | 100 |
| 2600D8B052500A | 3/4"x25 | 10 | 80 |
| 2600D8B053000A | 3/4"x30 | 10 | 80 |
| 2600D8B054000A | 3/4"x40 | 10 | 60 |
| 2600D8B055000A | 3/4"x50 | 10 | 50 |
| 2600D8B056000A | 3/4"x60 | 10 | 40 |
| 2600D8B057000A | 3/4"x70 | - | 40 |
| 2600D8B058000A | 3/4"x80 | - | 20 |
| 2600D8B05B000A | 3/4"x100 | - | 20 |
| 2600D8B101000A | 1"x10 | 10 | 120 |
| 2600D8B101500A | 1"x15 | 10 | 100 |

2600.D8.B
POLISHED CHROME-PLATED
HEAVY EXTENSION



| CODE | Ø | ◇ | ☐ |
|----------------|-------|----|----|
| 2600D8B102000A | 1"x20 | 10 | 70 |
| 2600D8B102500A | 1"x25 | 10 | 50 |
| 2600D8B103000A | 1"x30 | 5 | 50 |
| 2600D8B104000A | 1"x40 | 5 | 40 |
| 2600D8B105000A | 1"x50 | 5 | 40 |

2600.F5
HEXAGONAL EXTENSION



| CODE | Ø | ◇ | ☐ |
|----------------|---------|----|-----|
| 2600F5H041000H | 1/2"x10 | 10 | 200 |
| 2600F5H041500H | 1/2"x15 | 10 | 200 |
| 2600F5H042000H | 1/2"x20 | 10 | 150 |
| 2600F5H042500H | 1/2"x25 | 10 | 150 |
| 2600F5H043000H | 1/2"x30 | 10 | 120 |
| 2600F5H044000H | 1/2"x40 | 10 | 100 |
| 2600F5H045000H | 1/2"x50 | 10 | 80 |
| 2600F5H046000H | 1/2"x60 | 10 | 80 |

2600.F5.C
CHROME-PLATED HEXAGONAL
EXTENSION



| CODE | Ø | ◇ | ☐ |
|----------------|---------|----|-----|
| 2600F5C041000H | 1/2"x10 | 10 | 200 |
| 2600F5C041500H | 1/2"x15 | 10 | 200 |
| 2600F5C042000H | 1/2"x20 | 10 | 150 |
| 2600F5C042500H | 1/2"x25 | 10 | 150 |
| 2600F5C043000H | 1/2"x30 | 10 | 120 |
| 2600F5C044000H | 1/2"x40 | 10 | 100 |
| 2600F5C045000H | 1/2"x50 | 10 | 80 |
| 2600F5C046000H | 1/2"x60 | 10 | 80 |

CLIO LINE 2600-2700

2600.F7 HOT-STAMPED EXTENSION



| CODE | Ø | ◇ | ☐ |
|----------------|---------|----|-----|
| 2600F7H041000H | 1/2"x10 | 10 | 200 |
| 2600F7H041500H | 1/2"x15 | 10 | 200 |
| 2600F7H042000H | 1/2"x20 | 10 | 150 |
| 2600F7H042500H | 1/2"x25 | 10 | 150 |
| 2600F7H043000H | 1/2"x30 | 10 | 100 |
| 2600F7H044000H | 1/2"x40 | 10 | 100 |
| 2600F7H045000H | 1/2"x50 | 10 | 80 |

2600.F7.C CHROME-PLATED HOT-STAMPED EXTENSION



| CODE | Ø | ◇ | ☐ |
|----------------|---------|----|-----|
| 2600F7C041000H | 1/2"x10 | 10 | 200 |
| 2600F7C041500H | 1/2"x15 | 10 | 200 |
| 2600F7C042000H | 1/2"x20 | 10 | 150 |
| 2600F7C042500H | 1/2"x25 | 10 | 150 |
| 2600F7C043000H | 1/2"x30 | 10 | 100 |
| 2600F7C044000H | 1/2"x40 | 10 | 100 |
| 2600F7C045000H | 1/2"x50 | 10 | 80 |

2600.D9 MALE HOSE ADAPTOR



| CODE | Ø | ◇ | ☐ |
|----------------|----------|----|-----|
| 2600D9H011000H | 1/8"x10 | 10 | 400 |
| 2600D9H011400H | 1/8"x14 | 10 | 350 |
| 2600D9H021000H | 1/4"x10 | 10 | 400 |
| 2600D9H021400H | 1/4"x14 | 10 | 350 |
| 2600D9H031000H | 3/8"x10 | 10 | 300 |
| 2600D9H031200H | 3/8"x12 | 10 | 300 |
| 2600D9H031400H | 3/8"x14 | 10 | 300 |
| 2600D9H040800H | 1/2"x8 | 10 | 250 |
| 2600D9H041000H | 1/2"x10 | 10 | 250 |
| 2600D9H041200H | 1/2"x12 | 10 | 250 |
| 2600D9H041400H | 1/2"x14 | 10 | 200 |
| 2600D9H041600H | 1/2"x16 | 10 | 200 |
| 2600D9H041800H | 1/2"x18 | 10 | 200 |
| 2600D9H042000H | 1/2"x20 | 10 | 150 |
| 2600D9H042500H | 1/2"x25 | 10 | 100 |
| 2600D9H052000H | 3/4"x20 | 10 | 100 |
| 2600D9H052500H | 3/4"x25 | 10 | 100 |
| 2600D9H102500H | 1"x25 | 10 | 60 |
| 2600D9H103000H | 1"x30 | 10 | 50 |
| 2600D9H123000H | 1"1/4x30 | - | 30 |
| 2600D9H123200H | 1"1/4x32 | - | 30 |
| 2600D9H123500H | 1"1/4x35 | - | 20 |
| 2600D9H124000H | 1"1/4x40 | - | 20 |
| 2600D9H144000H | 1"1/2x40 | - | 20 |
| 2600D9H144500H | 1"1/2x45 | - | 20 |
| 2600D9H205000H | 2"x50 | - | 10 |
| 2600D9H246000H | 2"1/2x60 | - | 8 |
| 2600D9H308000H | 3"x80 | - | 6 |
| 2600D9H40B000H | 4"x100 | - | 2 |

2600.D9.C CHROME-PLATED MALE HOSE ADAPTOR



| CODE | Ø | ◇ | ☐ |
|----------------|----------|----|-----|
| 2600D9C011000H | 1/8"x10 | 10 | 400 |
| 2600D9C021000H | 1/4"x10 | 10 | 400 |
| 2600D9C021400H | 1/4"x14 | 10 | 350 |
| 2600D9C031000H | 3/8"x10 | 10 | 300 |
| 2600D9C031400H | 3/8"x14 | 10 | 300 |
| 2600D9C041000H | 1/2"x10 | 10 | 250 |
| 2600D9C041200H | 1/2"x12 | 10 | 250 |
| 2600D9C041400H | 1/2"x14 | 10 | 200 |
| 2600D9C041600H | 1/2"x16 | 10 | 200 |
| 2600D9C041800H | 1/2"x18 | 10 | 200 |
| 2600D9C042000H | 1/2"x20 | 10 | 150 |
| 2600D9C052000H | 3/4"x20 | 10 | 100 |
| 2600D9C052500H | 3/4"x25 | 10 | 100 |
| 2600D9C102500H | 1"x25 | 10 | 60 |
| 2600D9C103000H | 1"x30 | 10 | 50 |
| 2600D9C123500H | 1"1/4x35 | - | 20 |
| 2600D9C124000H | 1"1/4x40 | - | 20 |
| 2600D9C144500H | 1"1/2x45 | - | 20 |
| 2600D9C246000H | 2"1/2x60 | - | 8 |

CLIO LINE 2600-2700

2600.D9.N NICKEL-PLATED MALE HOSE ADAPTOR



2600.F1 FEMALE HOSE ADAPTOR



2600.F1.C CHROME-PLATED FEMALE HOSE ADAPTOR



| CODE | Ø | ◇ | ◻ |
|----------------|----------|----|-----|
| 2600D9N011000H | 1/8"x10 | 10 | 400 |
| 2600D9N021000H | 1/4"x10 | 10 | 400 |
| 2600D9N021400H | 1/4"x14 | 10 | 350 |
| 2600D9N031000H | 3/8"x10 | 10 | 300 |
| 2600D9N031200H | 3/8"x12 | 10 | 300 |
| 2600D9N031400H | 3/8"x14 | 10 | 300 |
| 2600D9N041000H | 1/2"x10 | 10 | 250 |
| 2600D9N041200H | 1/2"x12 | 10 | 250 |
| 2600D9N041400H | 1/2"x14 | 10 | 200 |
| 2600D9N041600H | 1/2"x16 | 10 | 200 |
| 2600D9N041800H | 1/2"x18 | 10 | 200 |
| 2600D9N042000H | 1/2"x20 | 10 | 150 |
| 2600D9N042500H | 1/2"x25 | 10 | 100 |
| 2600D9N052000H | 3/4"x20 | 10 | 100 |
| 2600D9N052500H | 3/4"x25 | 10 | 100 |
| 2600D9N102500H | 1"x25 | 10 | 60 |
| 2600D9N103000H | 1"x30 | 10 | 50 |
| 2600D9N123000H | 1"1/4x30 | 5 | 30 |
| 2600D9N123500H | 1"1/4x35 | - | 20 |
| 2600D9N124000H | 1"1/4x40 | - | 20 |
| 2600D9N144000H | 1"1/2x40 | - | 20 |
| 2600D9N144500H | 1"1/2x45 | - | 20 |
| 2600D9N205000H | 2"x50 | - | 10 |
| 2600D9N246000H | 2"1/2x60 | - | 8 |

| CODE | Ø | ◇ | ◻ |
|----------------|----------|----|-----|
| 2600F1H011000H | 1/8"x10 | 10 | 350 |
| 2600F1H011400H | 1/8"x14 | 10 | 300 |
| 2600F1H021000H | 1/4"x10 | 10 | 300 |
| 2600F1H021400H | 1/4"x14 | 10 | 300 |
| 2600F1H031000H | 3/8"x10 | 10 | 250 |
| 2600F1H031200H | 3/8"x12 | 10 | 250 |
| 2600F1H031400H | 3/8"x14 | 10 | 200 |
| 2600F1H041000H | 1/2"x10 | 10 | 200 |
| 2600F1H041200H | 1/2"x12 | 10 | 150 |
| 2600F1H041400H | 1/2"x14 | 10 | 150 |
| 2600F1H041600H | 1/2"x16 | 10 | 150 |
| 2600F1H041800H | 1/2"x18 | 10 | 150 |
| 2600F1H042000H | 1/2"x20 | 10 | 150 |
| 2600F1H052000H | 3/4"x20 | 10 | 100 |
| 2600F1H052500H | 3/4"x25 | 10 | 100 |
| 2600F1H102500H | 1"x25 | 10 | 60 |
| 2600F1H103000H | 1"x30 | 10 | 50 |
| 2600F1H123000H | 1"1/4x30 | - | 40 |
| 2600F1H123500H | 1"1/4x35 | - | 25 |
| 2600F1H144000H | 1"1/2x40 | - | 25 |
| 2600F1H205000H | 2"x50 | - | 10 |

| CODE | Ø | ◇ | ◻ |
|----------------|----------|----|-----|
| 2600F1C011400H | 1/8"x14 | 10 | 300 |
| 2600F1C021000H | 1/4"x10 | 10 | 300 |
| 2600F1C021400H | 1/4"x14 | 10 | 300 |
| 2600F1C031000H | 3/8"x10 | 10 | 250 |
| 2600F1C031200H | 3/8"x12 | 10 | 250 |
| 2600F1C031400H | 3/8"x14 | 10 | 200 |
| 2600F1C041000H | 1/2"x10 | 10 | 200 |
| 2600F1C041200H | 1/2"x12 | 10 | 150 |
| 2600F1C041400H | 1/2"x14 | 10 | 150 |
| 2600F1C041600H | 1/2"x16 | 10 | 150 |
| 2600F1C041800H | 1/2"x18 | 10 | 150 |
| 2600F1C042000H | 1/2"x20 | 10 | 150 |
| 2600F1C052000H | 3/4"x20 | 10 | 100 |
| 2600F1C052500H | 3/4"x25 | 10 | 100 |
| 2600F1C123000H | 1"1/4x30 | - | 40 |
| 2600F1C123500H | 1"1/4x35 | 5 | 25 |
| 2600F1C144000H | 1"1/2x40 | - | 25 |
| 2600F1C205000H | 2"x50 | - | 10 |

CLIO LINE 2600-2700

2600.F1.N

NICKEL-PLATED FEMALE HOSE ADAPTOR



| CODE | Ø | ◇ | ☐ |
|----------------|----------|----|-----|
| 2600F1N021000H | 1/4"x10 | 10 | 300 |
| 2600F1N021400H | 1/4"x14 | 10 | 300 |
| 2600F1N031000H | 3/8"x10 | 10 | 250 |
| 2600F1N031200H | 3/8"x12 | 10 | 250 |
| 2600F1N031400H | 3/8"x14 | 10 | 200 |
| 2600F1N041000H | 1/2"x10 | 10 | 200 |
| 2600F1N041200H | 1/2"x12 | 10 | 150 |
| 2600F1N041400H | 1/2"x14 | 10 | 150 |
| 2600F1N041600H | 1/2"x16 | 10 | 150 |
| 2600F1N041800H | 1/2"x18 | 10 | 150 |
| 2600F1N042000H | 1/2"x20 | 10 | 150 |
| 2600F1N052000H | 3/4"x20 | 10 | 100 |
| 2600F1N052500H | 3/4"x25 | 10 | 100 |
| 2600F1N102500H | 1"x25 | 10 | 60 |
| 2600F1N103000H | 1"x30 | 10 | 50 |
| 2600F1N123000H | 1"1/4x30 | - | 40 |
| 2600F1N123500H | 1"1/4x35 | - | 25 |
| 2600F1N144000H | 1"1/2x40 | - | 25 |
| 2600F1N205000H | 2"x50 | - | 10 |

2600.F7.N

NICKEL-PLATED HOT-STAMPED EXTENSION



| CODE | Ø | ◇ | ☐ |
|----------------|---------|----|-----|
| 2600F7N041000H | 1/2"x10 | 10 | 200 |
| 2600F7N041500H | 1/2"x15 | 10 | 200 |
| 2600F7N042000H | 1/2"x20 | 10 | 150 |
| 2600F7N042500H | 1/2"x25 | 10 | 150 |
| 2600F7N043000H | 1/2"x30 | 10 | 100 |
| 2600F7N044000H | 1/2"x40 | 10 | 100 |
| 2600F7N045000H | 1/2"x50 | 10 | 80 |

2600.O9

F/M HEXAGONAL BUSHING



| CODE | Ø | ◇ | ☐ |
|----------------|-----------|----|-----|
| 2600O9H040300A | 1/2"x3/8" | 10 | 200 |
| 2600O9H040400A | 1/2"x1/2" | 10 | 200 |
| 2600O9H040500A | 1/2"x3/4" | 10 | 120 |
| 2600O9H050400A | 3/4"x1/2" | 10 | 120 |
| 2600O9H050500A | 3/4"x3/4" | 10 | 120 |
| 2600O9H051000A | 3/4"x1" | 10 | 80 |
| 2600O9H100400A | 1"x1/2" | 10 | 80 |
| 2600O9H100500A | 1"x3/4" | 10 | 80 |

2600.O9.N

F/M HEXAGONAL BUSHING



| CODE | Ø | ◇ | ☐ |
|----------------|-----------|----|-----|
| 2600O9N040300A | 1/2"x3/8" | 10 | 200 |
| 2600O9N040400A | 1/2"x1/2" | 10 | 200 |
| 2600O9N040500A | 1/2"x3/4" | 10 | 120 |
| 2600O9N050400A | 3/4"x1/2" | 10 | 120 |
| 2600O9N050500A | 3/4"x3/4" | 10 | 120 |
| 2600O9N051000A | 3/4"x1" | 10 | 80 |
| 2600O9N100400A | 1"x1/2" | 10 | 80 |
| 2600O9N100500A | 1"x3/4" | 10 | 80 |

2700.10

MALE TEE



| CODE | Ø | ◇ | ☐ |
|----------------|----------------|----|----|
| 270010H040404A | 1/2"x1/2"x1/2" | 10 | 90 |
| 270010H050505A | 3/4"x3/4"x3/4" | 10 | 50 |
| 270010H101010A | 1"x1"x1" | 5 | 30 |

2700.10.N

NICKEL-PLATED MALE TEE



| CODE | Ø | ◇ | ☐ |
|----------------|----------------|----|----|
| 270010N040404A | 1/2"x1/2"x1/2" | 10 | 90 |
| 270010N050505A | 3/4"x3/4"x3/4" | 10 | 50 |
| 270010N101010A | 1"x1"x1" | 5 | 30 |

2700.12

M/F/M TEE



| CODE | Ø | ◇ | ☐ |
|----------------|----------------|----|----|
| 270012H040404A | 1/2"x1/2"x1/2" | 10 | 60 |

2700.12.N

NICKEL-PLATED M/F/M TEE



| CODE | Ø | ◇ | ☐ |
|----------------|----------------|----|----|
| 270012N040404A | 1/2"x1/2"x1/2" | 10 | 60 |

2700.13

REDUCED TEE



| CODE | Ø | ◇ | ☐ |
|----------------|----------------|----|----|
| 270013H050405A | 3/4"x1/2"x3/4" | 10 | 50 |
| 270013H100410A | 1"x1/2"x1" | 5 | 20 |
| 270013H100510A | 1"x3/4"x1" | 5 | 20 |

2700.13.N

NICKEL-PLATED REDUCED TEE



| CODE | Ø | ◇ | ☐ |
|----------------|----------------|----|----|
| 270013N050405A | 3/4"x1/2"x3/4" | 10 | 50 |
| 270013N100410A | 1"x1/2"x1" | 5 | 20 |
| 270013N100510A | 1"x3/4"x1" | 5 | 20 |



2700.13.C
CHROME-PLATED REDUCED
TEE

| CODE | Ø | ◇ | ☐ |
|----------------|----------------|----|----|
| 270013C050405A | 3/4"x1/2"x3/4" | 10 | 50 |
| 270013C100410A | 1"x1/2"x1" | 5 | 20 |
| 270013C100510A | 1"x3/4"x1" | 5 | 20 |



2700.14.B
POLISHED CHROME-PLATED
FEMALE TEE

| CODE | Ø | ◇ | ☐ |
|----------------|------|----|-----|
| 270014B020202A | 1/4" | 10 | 150 |
| 270014B030303A | 3/8" | 10 | 80 |
| 270014B040404A | 1/2" | 5 | 60 |
| 270014B050505A | 3/4" | 10 | 40 |
| 270014B101010A | 1" | 5 | 20 |



2700.14.N
NICKEL-PLATED FEMALE TEE

| CODE | Ø | ◇ | ☐ |
|----------------|-------|----|-----|
| 270014N020202A | 1/4" | 10 | 150 |
| 270014N030303A | 3/8" | 10 | 80 |
| 270014N040404A | 1/2" | 10 | 60 |
| 270014N050505A | 3/4" | 10 | 40 |
| 270014N101010A | 1" | 5 | 20 |
| 270014N121212A | 1 1/4 | - | 15 |
| 270014N141414A | 1 1/2 | - | 12 |
| 270014N202020A | 2" | - | 5 |



2700.14
FEMALE TEE

| CODE | Ø | ◇ | ☐ |
|----------------|-------|----|-----|
| 270014H020202A | 1/4" | 10 | 150 |
| 270014H030303A | 3/8" | 10 | 80 |
| 270014H040404A | 1/2" | 10 | 60 |
| 270014H050505A | 3/4" | 10 | 40 |
| 270014H101010A | 1" | 5 | 20 |
| 270014H121212A | 1 1/4 | - | 15 |
| 270014H141414A | 1 1/2 | - | 12 |
| 270014H202020A | 2" | - | 5 |
| 270014H242424A | 2 1/2 | - | 3 |
| 270014H303030A | 3" | - | 2 |
| 270014H404040A | 4" | - | - |



2700.15.N
NICKEL-PLATED F/M/F TEE

| CODE | Ø | ◇ | ☐ |
|----------------|----------------|----|----|
| 270015N040404A | 1/2"x1/2"x1/2" | 10 | 60 |
| 270015N050405A | 3/4"x1/2"x3/4" | - | - |
| 270015N050505A | 3/4"x3/4"x3/4" | 5 | 30 |
| 270015N101010A | 1"x1"x1" | 5 | 15 |



2700.17
F/F/M TEE

| CODE | Ø | ◇ | ☐ |
|----------------|----------------|----|----|
| 270017H040404A | 1/2"x1/2"x1/2" | 10 | 60 |
| 270017H050505A | 3/4"x3/4"x3/4" | 10 | 40 |



2700.17.N
NICKEL-PLATED F/F/M TEE

| CODE | Ø | ◇ | ☐ |
|----------------|----------------|----|----|
| 270017N040404A | 1/2"x1/2"x1/2" | 10 | 60 |
| 270017N050505A | 3/4"x3/4"x3/4" | 10 | 40 |



2700.17.B
POLISHED CHROME-PLATED
F/F/M TEE

| CODE | Ø |
|----------------|----------------|
| 270017B040404A | 1/2"x1/2"x1/2" |
| 270017B050505A | 3/4"x3/4"x3/4" |



2700.20
M/M ELBOW

| CODE | Ø | ◇ | ☐ |
|----------------|-----------|----|-----|
| 270020H040400A | 1/2"x1/2" | 10 | 120 |
| 270020H050500A | 3/4"x3/4" | 10 | 80 |
| 270020H101000A | 1"x1" | 5 | 50 |



2700.15
F/F/M TEE

| CODE | Ø | ◇ | ☐ |
|----------------|----------------|----|----|
| 270015H040404A | 1/2"x1/2"x1/2" | 10 | 60 |
| 270015H050405A | 3/4"x1/2"x3/4" | - | - |
| 270015H050505A | 3/4"x3/4"x3/4" | 5 | 30 |
| 270015H101010A | 1"x1"x1" | 5 | 15 |

CLIO LINE 2600-2700



2700.23
F/F WALLPLATE ELBOW WITH
2 HOLES

| CODE | Ø | ◇ | ☐ |
|----------------|------|----|----|
| 270023H040400A | 1/2" | 10 | 60 |



2700.23.C
CHROME-PLATED F/F
WALLPLATE ELBOW WITH 2
HOLES

| CODE | Ø | ◇ | ☐ |
|----------------|------|----|----|
| 270023C040400A | 1/2" | 10 | 60 |



2700.23.N
NICKEL-PLATED F/F
WALLPLATE ELBOW WITH 2
HOLES

| CODE | Ø | ◇ | ☐ |
|----------------|------|----|----|
| 270023N040400A | 1/2" | 10 | 60 |



2700.24
M/F ELBOW

| CODE | Ø | ◇ | ☐ |
|----------------|-------|----|-----|
| 270024H020200A | 1/4" | 10 | 150 |
| 270024H030300A | 3/8" | 10 | 120 |
| 270024H040400A | 1/2" | 10 | 80 |
| 270024H050500A | 3/4" | 10 | 40 |
| 270024H101000A | 1" | 5 | 30 |
| 270024H121200A | 1*1/4 | - | 15 |
| 270024H141400A | 1*1/2 | - | 10 |
| 270024H202000A | 2" | - | 5 |
| 270024H242400A | 2*1/2 | - | 3 |
| 270024H303000A | 3" | - | 2 |



2700.24.B
POLISHED CHROME-PLATED
M/F ELBOW

| CODE | Ø | ◇ | ☐ |
|----------------|------|----|-----|
| 270024B020200A | 1/4" | 10 | 150 |
| 270024B030300A | 3/8" | 10 | 120 |
| 270024B040400A | 1/2" | 10 | 80 |
| 270024B050500A | 3/4" | 10 | 40 |
| 270024B101000A | 1" | 5 | 30 |



2700.24.N
NICKEL-PLATED M/F ELBOW

| CODE | Ø | ◇ | ☐ |
|----------------|-------|----|-----|
| 270024N020200A | 1/4" | 10 | 150 |
| 270024N030300A | 3/8" | 10 | 120 |
| 270024N040400A | 1/2" | 10 | 80 |
| 270024N050500A | 3/4" | 10 | 40 |
| 270024N101000A | 1" | 5 | 30 |
| 270024N121200A | 1*1/4 | - | 15 |
| 270024N141400A | 1*1/2 | - | 10 |
| 270024N202000A | 2" | - | 5 |



2700.25
F/F ELBOW

| CODE | Ø | ◇ | ☐ |
|----------------|-------|----|-----|
| 270025H020200A | 1/4" | 10 | 170 |
| 270025H030300A | 3/8" | 10 | 150 |
| 270025H040400A | 1/2" | 10 | 90 |
| 270025H050500A | 3/4" | 10 | 60 |
| 270025H101000A | 1" | 5 | 30 |
| 270025H121200A | 1*1/4 | - | 20 |
| 270025H141400A | 1*1/2 | - | 15 |
| 270025H202000A | 2" | - | 5 |
| 270025H242400A | 2*1/2 | - | 4 |
| 270025H303000A | 3" | - | 2 |



2700.20.N
NICKEL-PLATED MALE ELBOW

| CODE | Ø | ◇ | ☐ |
|----------------|-----------|----|-----|
| 270020N040400A | 1/2"x1/2" | 10 | 120 |
| 270020N050500A | 3/4"x3/4" | 10 | 80 |
| 270020N101000A | 1"x1" | 5 | 50 |



2700.25.B
POLISHED CHROME-PLATED
F/F ELBOW

| CODE | Ø | ◇ | ☐ |
|----------------|------|----|-----|
| 270025B020200A | 1/4" | 10 | 170 |
| 270025B030300A | 3/8" | 10 | 150 |
| 270025B040400A | 1/2" | 10 | 90 |
| 270025B050500A | 3/4" | 10 | 60 |
| 270025B101000A | 1" | 5 | 30 |

2700.25.C
CHROME-PLATED F/F ELBOW



| CODE | Ø | □ | 📦 |
|----------------|-------|---|----|
| 270025C121200A | 1"1/4 | | 20 |
| 270025C141400A | 1"1/2 | | 15 |
| 270025C202000A | 2" | | 5 |

2700.25.N
NICKEL-PLATED F/F ELBOW



| CODE | Ø | ◇ | 📦 |
|----------------|-------|----|-----|
| 270025N020200A | 1/4" | 10 | 170 |
| 270025N030300A | 3/8" | 10 | 150 |
| 270025N040400A | 1/2" | 10 | 90 |
| 270025N050500A | 3/4" | 10 | 60 |
| 270025N101000A | 1" | 5 | 30 |
| 270025N121200A | 1"1/4 | - | 20 |
| 270025N141400A | 1"1/2 | - | 15 |
| 270025N202000A | 2" | - | 5 |

2700.26
M/F REDUCED ELBOW



| CODE | Ø | ◇ | 📦 |
|----------------|-------------|----|----|
| 270026H050400A | 3/4"Fx1/2"m | 10 | 60 |

2700.29
REDUCED ELBOW F/F



| CODE | Ø | ◇ | 📦 |
|----------------|-----------|----|----|
| 270029H050400A | 3/4"x1/2" | 10 | 60 |
| 270029H100500A | 1"x3/4" | 5 | 40 |

2700.26.N
NICKEL-PLATED REDUCED ELBOW



| CODE | Ø | ◇ | 📦 |
|----------------|-------------|----|----|
| 270026N050400A | 3/4"Fx1/2"m | 10 | 60 |

2700.29.N
NICKEL-PLATED REDUCED ELBOW F/F



| CODE | Ø | ◇ | 📦 |
|----------------|-----------|----|----|
| 270029N050400A | 3/4"x1/2" | 10 | 60 |
| 270029N100500A | 1"x3/4" | 5 | 40 |

2700.F8
M/F ELBOW



| CODE | Ø | ◇ | 📦 |
|----------------|-------|----|-----|
| 2700F8H030300A | 3/8" | 10 | 120 |
| 2700F8H040400A | 1/2" | 5 | 100 |
| 2700F8H050500A | 3/4" | 10 | 50 |
| 2700F8H101000A | 1" | 5 | 30 |
| 2700F8H121200A | 1"1/4 | - | 20 |
| 2700F8H141400A | 1"1/2 | - | 15 |
| 2700F8H202000A | 2" | - | 6 |

2700.F8.N
NICKEL-PLATED M/F ELBOW



| CODE | Ø | ◇ | 📦 |
|----------------|-------|----|-----|
| 2700F8N030300A | 3/8" | 10 | 120 |
| 2700F8N040400A | 1/2" | 10 | 100 |
| 2700F8N050500A | 3/4" | 10 | 50 |
| 2700F8N101000A | 1" | 5 | 30 |
| 2700F8N121200A | 1"1/4 | - | 20 |

2700.F8.B
POLISHED CHROME-PLATED M/F ELBOW



| CODE | Ø | ◇ | 📦 |
|----------------|------|----|-----|
| 2700F8B030300A | 3/8" | 10 | 120 |
| 2700F8B040400A | 1/2" | 5 | 100 |
| 2700F8B050500A | 3/4" | 10 | 50 |
| 2700F8B101000A | 1" | 5 | 30 |

2700.F9
M/M ELBOW



| CODE | Ø | ◇ | 📦 |
|----------------|------|----|-----|
| 2700F9H030300A | 3/8" | 10 | 100 |
| 2700F9H040400A | 1/2" | 10 | 80 |
| 2700F9H050500A | 3/4" | 10 | 40 |
| 2700F9H101000A | 1" | 5 | 30 |

2700.F9.N
NICKEL-PLATED MALE ELBOW



| CODE | Ø | ◇ | 📦 |
|----------------|------|----|-----|
| 2700F9N030300A | 3/8" | 10 | 100 |
| 2700F9N040400A | 1/2" | 10 | 80 |
| 2700F9N050500A | 3/4" | 10 | 40 |
| 2700F9N101000A | 1" | 5 | 30 |

2700.F9.B
POLISHED CHROME-PLATED M/M ELBOW



| CODE | Ø | ◇ | 📦 |
|----------------|------|----|-----|
| 2700F9B030300A | 3/8" | 10 | 100 |
| 2700F9B040400A | 1/2" | 10 | 80 |
| 2700F9B050500A | 3/4" | 10 | 40 |
| 2700F9B101000A | 1" | 5 | 30 |

CLIO LINE 2600-2700

2700.36.N

NICKEL-PLATED FEMALE CROSS



| CODE | Ø | ◇ | ☐ |
|----------------|-------|----|----|
| 270036N040000A | 1/2" | 10 | 50 |
| 270036N050000A | 3/4" | 10 | 30 |
| 270036N100000A | 1" | 5 | 20 |
| 270036N120000A | 1*1/4 | - | 10 |
| 270036N140000A | 1*1/2 | - | 8 |
| 270036N200000A | 2" | - | 6 |

2700.G1

HOLDFAST FOR IRON PIPE



| CODE | Ø | ☐ |
|----------------|-----------|----|
| 2700G1H040400A | 1/2"x1/2" | 25 |
| 2700G1H050400A | 3/4"x1/2" | 25 |

2700.A1

M/F STRAIGHT FITTING FOR RADIATOR WITH FLAT CONNECTION AND GREEN RING



| CODE | Ø | ◇ | ☐ |
|----------------|-------|----|-----|
| 2700A1H040400A | 1/2" | 10 | 100 |
| 2700A1H050500A | 3/4" | 10 | 50 |
| 2700A1H101000A | 1" | 5 | 30 |
| 2700A1H121200A | 1*1/4 | - | 20 |
| 2700A1H141400A | 1*1/2 | - | 10 |
| 2700A1H202000A | 2" | - | 7 |

2700.K4

45° F/F ELBOW



| CODE | Ø | ◇ | ☐ |
|----------------|-------|----|----|
| 2700K4H040400H | 1/2" | 10 | 80 |
| 2700K4H050500H | 3/4" | 10 | 60 |
| 2700K4H101000H | 1" | 5 | 30 |
| 2700K4H121200H | 1*1/4 | - | 20 |
| 2700K4H141400H | 1*1/2 | - | 15 |
| 2700K4H202000H | 2" | - | 10 |

2700.E2

45° M/F ELBOW



| CODE | Ø | ◇ | ☐ |
|----------------|-------|----|-----|
| 2700E2H040400H | 1/2" | 10 | 100 |
| 2700E2H050500H | 3/4" | 10 | 50 |
| 2700E2H101000H | 1" | 5 | 30 |
| 2700E2H121200H | 1*1/4 | - | 20 |
| 2700E2H141400H | 1*1/2 | - | 15 |
| 2700E2H202000H | 2" | - | 6 |

2700.A2

M/F STRAIGHT FITTING FOR RADIATOR



| CODE | Ø | ◇ | ☐ |
|----------------|------|----|-----|
| 2700A2H030300A | 3/8" | 10 | 120 |
| 2700A2H040400A | 1/2" | 10 | 100 |
| 2700A2H050500A | 3/4" | 10 | 50 |
| 2700A2H101000A | 1" | 5 | 30 |

2700.N4

FITTING 5 EXITS



| CODE | Ø | ◇ | ☐ |
|----------------|--------------|---|----|
| 2700N4H100272A | 1"x1/4" H=72 | 5 | 25 |
| 2700N4H100282A | 1"x1/4" H=82 | 5 | 25 |
| 2700N4H100292A | 1"x1/4" H=92 | 5 | 25 |

2700.36

FEMALE CROSS



| CODE | Ø | ◇ | ☐ |
|----------------|-------|----|----|
| 270036H040000A | 1/2" | 10 | 50 |
| 270036H050000A | 3/4" | 10 | 30 |
| 270036H100000A | 1" | 5 | 20 |
| 270036H120000A | 1*1/4 | - | 10 |
| 270036H140000A | 1*1/2 | - | 8 |
| 270036H200000A | 2" | - | 6 |

2700.A2.N

NICKEL-PLATED M/F STRAIGHT FITTING FOR RADIATOR



| CODE | Ø | ◇ | ☐ |
|----------------|------|----|-----|
| 2700A2N030300A | 3/8" | 10 | 120 |
| 2700A2N040400A | 1/2" | 10 | 100 |
| 2700A2N050500A | 3/4" | 10 | 50 |
| 2700A2N101000A | 1" | 5 | 30 |

2700.N5

FITTING 3 EXITS



| CODE | Ø | ◇ | ☐ |
|----------------|---------|---|----|
| 2700N5H101072A | 1" H=72 | 5 | 25 |
| 2700N5H101082A | 1" H=82 | 5 | - |
| 2700N5H101092A | 1" H=92 | 5 | - |

2700.C7

KIT NUT, FLAT NIPPLE AND FEMALE FOR PUMPS



| CODE | Ø | Icon | Icon |
|----------------|-------------|------|------|
| 2700C7H041000A | 1/2"x1" | 24 | |
| 2700C7H051200A | 3/4"x1*1/4 | 24 | |
| 2700C7H122000A | 1*1/4x2" | 12 | |
| 2700C7H140400H | 1/2"x1*1/2 | 12 | |
| 2700C7H140500H | 3/4"x1*1/2 | 12 | |
| 2700C7H141000H | 1"x1*1/2 | 12 | |
| 2700C7H142200A | 1*1/2x2*1/4 | - | |
| 2700C7H202400A | 2"x2*1/2 | 6 | |

2700.A4.N

NICKEL-PLATED M/F ELBOW FOR RADIATOR



| CODE | Ø | Icon | Icon | Icon |
|----------------|------|------|------|------|
| 2700A4N040400A | 1/2" | 10 | 60 | |
| 2700A4N050500A | 3/4" | 10 | 30 | |
| 2700A4N101000A | 1" | 5 | 20 | |

2700.A4

M/F ELBOW FOR RADIATOR



| CODE | Ø | Icon | Icon | Icon |
|----------------|------|------|------|------|
| 2700A4H040400A | 1/2" | 10 | 60 | |
| 2700A4H050500A | 3/4" | 10 | 30 | |
| 2700A4H101000A | 1" | 5 | 20 | |

2700.R5

M/F ELBOW FITTING FOR RADIATOR WITH FLAT CONNECTION AND GREEN RING



| CODE | Ø | Icon | Icon | Icon |
|----------------|-------|------|------|------|
| 2700R5H040400A | 1/2" | 10 | 60 | |
| 2700R5H050500A | 3/4" | 10 | 30 | |
| 2700R5H101000A | 1" | 5 | 20 | |
| 2700R5H121200A | 1*1/4 | - | 15 | |
| 2700R5H141400A | 1*1/2 | - | 10 | |
| 2700R5H202000A | 2" | - | 4 | |

2700.A6

M/M STRAIGHT FITTING FOR RADIATOR



| CODE | Ø | Icon | Icon | Icon |
|----------------|------|------|------|------|
| 2700A6H040400A | 1/2" | 10 | 90 | |
| 2700A6H050500A | 3/4" | 10 | 40 | |
| 2700A6H101000A | 1" | 5 | 20 | |

2700.A6.N

NICKEL-PLATED M/M STRAIGHT FITTING FOR RADIATOR



| CODE | Ø | Icon | Icon | Icon |
|----------------|------|------|------|------|
| 2700A6N040400A | 1/2" | 10 | 90 | |
| 2700A6N050500A | 3/4" | 10 | 40 | |
| 2700A6N101000A | 1" | 5 | 20 | |

2700.A7

F/F 3 PIECES STRAIGHT FITTING FOR RADIATOR



| CODE | Ø | Icon | Icon | Icon |
|----------------|-------|------|------|------|
| 2700A7H040400A | 1/2" | 10 | 60 | |
| 2700A7H050500A | 3/4" | 10 | 40 | |
| 2700A7H101000A | 1" | 5 | 20 | |
| 2700A7H121200A | 1*1/4 | - | 20 | |
| 2700A7H141400A | 1*1/2 | - | 15 | |
| 2700A7H202000A | 2" | - | 8 | |

2700.A7.N

NICKEL-PLATED F/F 3 PIECES STRAIGHT FITTING FOR RADIATOR



| CODE | Ø | Icon | Icon | Icon |
|----------------|-------|------|------|------|
| 2700A7N040400A | 1/2" | 10 | 60 | |
| 2700A7N050500A | 3/4" | 10 | 40 | |
| 2700A7N101000A | 1" | 5 | 20 | |
| 2700A7N121200A | 1*1/4 | - | 20 | |
| 2700A7N141400A | 1*1/2 | - | 15 | |
| 2700A7N202000A | 2" | - | 8 | |

2700.I2.N

NICKEL-PLATED M/F STRAIGHT FITTING FOR RADIATOR WITH O-RING



| CODE | Ø | Icon | Icon | Icon |
|----------------|-------|------|------|------|
| 2700I2N030300A | 3/8" | 10 | 120 | |
| 2700I2N040400A | 1/2" | 10 | 100 | |
| 2700I2N050500A | 3/4" | 10 | 50 | |
| 2700I2N101000A | 1" | 5 | 30 | |
| 2700I2N121200A | 1*1/4 | - | 20 | |
| 2700I2N141400A | 1*1/2 | - | 10 | |
| 2700I2N202000A | 2" | - | 7 | |

2700.I6

M/M STRAIGHT FITTING WITH O-RING FOR RADIATOR



| CODE | Ø | Icon | Icon | Icon |
|----------------|------|------|------|------|
| 2700I6H040400A | 1/2" | 10 | 90 | |
| 2700I6H050500A | 3/4" | 10 | 40 | |
| 2700I6H101000A | 1" | 5 | 20 | |

CLIO LINE 2600-2700

2700.I2

M/F STRAIGHT FITTING FOR RADIATOR WITH O-RING



| CODE | Ø | ◇ | ☐ |
|----------------|-------|----|-----|
| 2700I2H030300A | 3/8" | 10 | 120 |
| 2700I2H040400A | 1/2" | 10 | 100 |
| 2700I2H050500A | 3/4" | 10 | 50 |
| 2700I2H101000A | 1" | 5 | 30 |
| 2700I2H121200A | 1*1/4 | - | 20 |
| 2700I2H141400A | 1*1/2 | - | 10 |
| 2700I2H202000A | 2" | - | 7 |

2700.I4

M/F ELBOW FOR RADIATOR WITH O-RING



| CODE | Ø | ◇ | ☐ |
|----------------|-------|----|----|
| 2700I4H040400A | 1/2" | 10 | 60 |
| 2700I4H050500A | 3/4" | 10 | 30 |
| 2700I4H101000A | 1" | 5 | 20 |
| 2700I4H121200A | 1*1/4 | - | 15 |
| 2700I4H141400A | 1*1/2 | - | 10 |
| 2700I4H202000A | 2" | - | 4 |

2700.I4.C

NICKEL-PLATED M/F ELBOW FOR RADIATOR WITH O-RING



| CODE | Ø | ◇ | ☐ |
|----------------|------|----|----|
| 2700I4B040400A | 1/2" | 10 | 60 |
| 2700I4B050500A | 3/4" | 10 | 30 |
| 2700I4B101000A | 1" | 5 | 20 |
| 2700I4C040400A | 1/2" | 10 | 60 |
| 2700I4C050500A | 3/4" | 10 | 30 |
| 2700I4C101000A | 1" | 5 | 20 |

2700.I6.N

M/M NICKEL-PLATED STRAIGHT FITTING WITH O-RING FOR RADIATOR



| CODE | Ø | ◇ | ☐ |
|----------------|------|----|----|
| 2700I6N040400A | 1/2" | 10 | 90 |
| 2700I6N050500A | 3/4" | 10 | 40 |
| 2700I6N101000A | 1" | 5 | 20 |

2700.I4.N

NICKEL-PLATED M/F ELBOW FOR RADIATOR WITH O-RING



| CODE | Ø | ◇ | ☐ |
|----------------|-------|----|----|
| 2700I4N040400A | 1/2" | 10 | 60 |
| 2700I4N050500A | 3/4" | 10 | 30 |
| 2700I4N101000A | 1" | 5 | 20 |
| 2700I4N121200A | 1*1/4 | - | 15 |
| 2700I4N141400A | 1*1/2 | - | 10 |
| 2700I4N202000A | 2" | - | 4 |

GU.005

FLAT WASHER



| CODE | Ø |
|----------------|-------------|
| GU0050H241618H | 24x16x1,8 |
| GU0050H302118H | 30x21x1,8 |
| GU0050H393018H | 39x30x1,8 |
| GU0050H443618H | 44,5x36x1,8 |
| GU0050H564302H | 56x43x1.8 |
| GU0050H716102H | 71,5x61x2 |

2700.E1

NUT, TAIL AND FLAT GASKET FOR COUNTER



| CODE | Ø | ◇ | ☐ |
|----------------|-------------|---|-----|
| 2700E1H050400H | 3/4"x1/2" | 2 | 200 |
| 2700E1H100500H | 1"x3/4" | 2 | 100 |
| 2700E1H121000H | 1*1/4x1" | 2 | 50 |
| 2700E1H141200H | 1*1/2x1*1/4 | - | 30 |
| 2700E1H201400H | 2"x1*1/2 | - | 20 |

2700.53

BIN LONG STRAIGHT FITTING



| CODE | Ø | ☐ |
|----------------|-------|----|
| 270053H040000H | 1/2" | 40 |
| 270053H050000H | 3/4" | 30 |
| 270053H100000H | 1" | 16 |
| 270053H120000H | 1*1/4 | 10 |
| 270053H140000H | 1*1/2 | 10 |
| 270053H200000H | 2" | 6 |

2700.54

BIN STRAIGHT FITTING WITH WAIST



| CODE | Ø | ☐ |
|----------------|-------------------|----|
| 270054H040000H | 1/2" DRAIN 3/8" | 60 |
| 270054H050000H | 3/4" DRAIN 1/2" | 30 |
| 270054H100000H | 1" DRAIN 3/4" | 20 |
| 270054H120000H | 1*1/4 DRAIN 1" | 12 |
| 270054H140000H | 1*1/2 DRAIN 1*1/4 | 8 |



2700.G2
KIT NUT AND MALE FLAT
NIPPLE WITH FLAT
CONNECTION

| CODE | Ø | ◇ | ☐ |
|----------------|---------------|----|-----|
| 2700G2H040500A | 1/2"x3/4" | 10 | 100 |
| 2700G2H051000A | 3/4"x1" | 10 | 50 |
| 2700G2H101200A | 1"x1 1/4" | 5 | 40 |
| 2700G2H121400A | 1 1/4"x1 1/2" | 5 | 25 |
| 2700G2H142000A | 1 1/2"x2" | 5 | 15 |
| 2700G2H202400A | 2"x2 1/2" | 2 | 8 |



2800.00
DOUBLE STRAIGHT FITTING -
ISO7 (FOR GAS)

| CODE | Ø | ◇ | ☐ |
|----------------|--------|----|-----|
| 280000H030300H | 3/8" | 10 | 350 |
| 280000H040400H | 1/2" | 10 | 150 |
| 280000H050500H | 3/4" | 10 | 100 |
| 280000H101000H | 1" | 10 | 50 |
| 280000H121200H | 1 1/4" | - | 30 |
| 280000H141400H | 1 1/2" | - | 30 |
| 280000H202000H | 2" | - | 15 |



2700.U7
F/F 3 PIECES STRAIGHT
FITTING-FLAT SEAT

| CODE | Ø |
|----------------|------|
| 2700U7H040400A | 1/2" |
| 2700U7H050500A | 3/4" |
| 2700U7H101000A | 1" |



2800.F8
M/F ELBOW-CONICAL THREAD
ISO 7

| CODE | Ø | ◇ | ☐ |
|----------------|---------------|----|-----|
| 2800F8H030300A | 3/8"x3/8" | 10 | 120 |
| 2800F8H040400A | 1/2"x1/2" | 10 | 100 |
| 2800F8H050500A | 3/4"x3/4" | 10 | 50 |
| 2800F8H101000A | 1"x1" | 5 | 30 |
| 2800F8H121200A | 1 1/4"x1 1/4" | - | 20 |



2800.03
CONICAL REDUCED STRAIGHT
FITTING -ISO 7 (FOR GAS)

| CODE | Ø | ◇ | ☐ |
|----------------|---------------|----|-----|
| 280003H040300H | 1/2"x3/8" | 10 | 180 |
| 280003H050400H | 3/4"x1/2" | 10 | 100 |
| 280003H100400H | 1"x1/2" | 10 | 80 |
| 280003H100500H | 1"x3/4" | 10 | 70 |
| 280003H121000H | 1 1/4"x1" | - | 30 |
| 280003H141000H | 1 1/2"x1" | 5 | 40 |
| 280003H141200H | 1 1/2"x1 1/4" | 5 | 30 |
| 280003H201200H | 2"x1 1/4" | - | 30 |
| 280003H201400H | 2"x1 1/2" | - | 30 |



2800.44
M/F HEXAGONAL BUSHING-
CONICAL THREAD ISO 7

| CODE | Ø | ◇ | ☐ |
|----------------|-------------|----|-----|
| 280044H040300H | 1/2"x3/8" | 10 | 300 |
| 280044H050300H | 3/4"x3/8" | 10 | 200 |
| 280044H050400H | 3/4"x1/2" | 10 | 200 |
| 280044H100300H | 1"x3/8" | 10 | 100 |
| 280044H100400H | 1"x1/2" | 10 | 100 |
| 280044H100500H | 1"x3/4" | 10 | 100 |
| 280044H120400H | 1 1/4"x1/2" | 10 | 70 |
| 280044H120500H | 1 1/4"x3/4" | 10 | 70 |
| 280044H121000H | 1 1/4"x1" | 10 | 70 |

CLIO 2600-2700 DZR

2600.00.V DOUBLE STRAIGHT FITTING



| CODE | Ø | ◇ | ☐ |
|----------------|------|----|-----|
| 260000V040400H | 1/2" | 10 | 200 |
| 260000V050500H | 3/4" | 10 | 120 |
| 260000V101000H | 1" | 10 | 70 |

2600.03.V REDUCED STRAIGHT FITTING



| CODE | Ø | ◇ | ☐ |
|----------------|-----------|----|-----|
| 260003V040300H | 1/2"x3/8" | 10 | 250 |
| 260003V050400H | 3/4"x1/2" | 10 | 150 |

2600.40.V MALE CAP



| CODE | Ø | ◇ | ☐ |
|----------------|------|----|-----|
| 260040V040000H | 1/2" | 10 | 300 |

2600.44.V M/F HEXAGONAL BUSHING



| CODE | Ø | ◇ | ☐ |
|----------------|-----------|----|-----|
| 260044V040300H | 1/2"x3/8" | 10 | 300 |
| 260044V050400H | 3/4"x1/2" | 10 | 200 |

2600.D8.V EXTENSION



| CODE | Ø | ◇ | ☐ |
|----------------|---------|----|-----|
| 2600D8V041000A | 1/2"x10 | 10 | 200 |
| 2600D8V041500A | 1/2"x15 | 10 | 150 |
| 2600D8V042500A | 1/2"x25 | 10 | 150 |
| 2600D8V043000A | 1/2"x30 | 10 | 100 |
| 2600D8V043500A | 1/2"x35 | 10 | 100 |
| 2600D8V044000A | 1/2"x40 | 10 | 100 |
| 2600D8V045000A | 1/2"x50 | 10 | 80 |
| 2600D8V047000A | 1/2"x70 | 5 | 40 |
| 2600D8V051000A | 3/4"x10 | 10 | 150 |
| 2600D8V051500A | 3/4"x15 | 10 | 150 |
| 2600D8V052000A | 3/4"x20 | 10 | 100 |
| 2600D8V052500A | 3/4"x25 | 10 | 80 |
| 2600D8V053000A | 3/4"x30 | 10 | 80 |
| 2600D8V054000A | 3/4"x40 | 10 | 60 |
| 2600D8V055000A | 3/4"x50 | 10 | 50 |

2700.14.V FEMALE TEE



| CODE | Ø | ◇ | ☐ |
|----------------|------|----|----|
| 270014V040404A | 1/2" | 10 | 60 |
| 270014V101010A | 1" | 5 | 20 |

2700.F8.V M/F ELBOW



| CODE | Ø | ◇ | ☐ |
|----------------|------|----|-----|
| 2700F8V040400A | 1/2" | 10 | 100 |
| 2700F8V050500A | 3/4" | 10 | 50 |
| 2700F8V101000A | 1" | 5 | 30 |

2100.00
DOUBLE STRAIGHT FITTING



| CODE | Ø | ◇ | ☐ |
|----------------|-------------|----|----|
| 210000H030300A | 3/8"x3/8" | 10 | 40 |
| 210000H040400A | 1/2"x1/2" | 10 | 30 |
| 210000H050500A | 3/4"x3/4" | - | 25 |
| 210000H101000A | 1"x1" | - | 15 |
| 210000H121200A | 1"1/4x1"1/4 | - | 10 |
| 210000H141400A | 1"1/2x1"1/2 | - | 8 |
| 210000H202000A | 2"x2" | - | 6 |

2100.01
MALE STRAIGHT FITTING



| CODE | Ø | ◇ | ☐ |
|----------------|-------------|----|----|
| 210001H030300A | 3/8"x3/8" | 10 | 50 |
| 210001H040400A | 1/2"x1/2" | 10 | 40 |
| 210001H050500A | 3/4"x3/4" | - | 30 |
| 210001H101000A | 1"x1" | - | 20 |
| 210001H121200A | 1"1/4x1"1/4 | - | 12 |
| 210001H141400A | 1"1/2x1"1/2 | - | 8 |
| 210001H202000A | 2"x2" | - | 6 |

2100.02
FEMALE STRAIGHT FITTING



| CODE | Ø | ◇ | ☐ |
|----------------|-------------|----|----|
| 210002H030300A | 3/8"x3/8" | 10 | 50 |
| 210002H040400A | 1/2"x1/2" | 10 | 40 |
| 210002H050500A | 3/4"x3/4" | - | 20 |
| 210002H101000A | 1"x1" | - | 20 |
| 210002H121200A | 1"1/4x1"1/4 | - | 12 |
| 210002H141400A | 1"1/2x1"1/2 | - | 8 |
| 210002H202000A | 2"x2" | - | 6 |

COMP_FIX LINE 3300

3300.00 DOUBLE STRAIGHT FITTING



| CODE | + | Ø | ◇ | □ |
|----------------|---------|-------|----|-----|
| 330000H122000A | 2.0 | 12x12 | 10 | 100 |
| 330000H152500A | 2.5 | 15x15 | 10 | 100 |
| 330000H162000A | 2.0 | 16x16 | 10 | 100 |
| 330000H162200A | 2.2 | 16x16 | 10 | 100 |
| 330000H182000A | 2.0 | 18x18 | 10 | 80 |
| 330000H182500A | 2.5 | 18x18 | 10 | 80 |
| 330000H202000A | 2.0 | 20x20 | 10 | 60 |
| 330000H202800A | 2.8 | 20x20 | 10 | 60 |
| 330000H223000A | 3.0 | 22x22 | 5 | 50 |
| 330000H252300A | 2.3 | 25x25 | 5 | 40 |
| 330000H253500A | 3.5 | 25x25 | 5 | 40 |
| 330000H283000A | 3.0 | 28x28 | 5 | 30 |
| 330000H323000A | 2.9-3.0 | 32x32 | - | 25 |

3300.01 MALE STRAIGHT FITTING



| CODE | + | Ø | ◇ | □ |
|----------------|---------|---------|----|-----|
| 330001H031220A | 2.0 | 3/8"x12 | 10 | 170 |
| 330001H031525A | 2.5 | 3/8"x15 | 10 | 170 |
| 330001H041220A | 2.0 | 1/2"x12 | 10 | 170 |
| 330001H041525A | 2.5 | 1/2"x15 | 10 | 160 |
| 330001H041620A | 2.0 | 1/2"x16 | 10 | 160 |
| 330001H041622A | 2.2 | 1/2"x16 | 10 | 160 |
| 330001H041820A | 2.0 | 1/2"x18 | 10 | 100 |
| 330001H041825A | 2.5 | 1/2"x18 | 10 | 100 |
| 330001H042020A | 2.0 | 1/2"x20 | 10 | 100 |
| 330001H042028A | 2.8 | 1/2"x20 | 10 | 100 |
| 330001H042230A | 3.0 | 1/2"x22 | 10 | 60 |
| 330001H051525A | 2.5 | 3/4"x15 | 10 | 120 |
| 330001H051620A | 2.0 | 3/4"x16 | 10 | 120 |
| 330001H051622A | 2.2 | 3/4"x16 | 10 | 120 |
| 330001H051820A | 2.0 | 3/4"x18 | 10 | 100 |
| 330001H051825A | 2.5 | 3/4"x18 | 10 | 100 |
| 330001H052020A | 2.0 | 3/4"x20 | 10 | 80 |
| 330001H052028A | 2.8 | 3/4"x20 | 10 | 80 |
| 330001H052230A | 3.0 | 3/4"x22 | 10 | 60 |
| 330001H052523A | 2.3 | 3/4"x25 | 10 | 50 |
| 330001H052535A | 3.5 | 3/4"x25 | 10 | 50 |
| 330001H052830A | 3.0 | 3/4"x28 | 5 | 40 |
| 330001H053230A | 2.9-3.0 | 3/4"x32 | 5 | 40 |
| 330001H102523A | 2.3 | 1"x25 | 5 | 40 |
| 330001H102535A | 3.5 | 1"x25 | 5 | 40 |
| 330001H102830A | 3.0 | 1"x28 | 5 | 40 |
| 330001H103230A | 2.9-3.0 | 1"x32 | - | 40 |

3300.02 FEMALE STRAIGHT FITTING



| CODE | + | Ø | ◇ | □ |
|----------------|---------|---------|----|-----|
| 330002H031220A | 2.0 | 3/8"x12 | 10 | 150 |
| 330002H031525A | 2.5 | 3/8"x15 | 10 | 150 |
| 330002H041220A | 2.0 | 1/2"x12 | 10 | 150 |
| 330002H041525A | 2.5 | 1/2"x15 | 10 | 150 |
| 330002H041620A | 2.0 | 1/2"x16 | 10 | 150 |
| 330002H041622A | 2.2 | 1/2"x16 | 10 | 150 |
| 330002H041820A | 2.0 | 1/2"x18 | 10 | 100 |
| 330002H041825A | 2.5 | 1/2"x18 | 10 | 100 |
| 330002H042020A | 2.0 | 1/2"x20 | 10 | 80 |
| 330002H042028A | 2.8 | 1/2"x20 | 10 | 80 |
| 330002H042230A | 3.0 | 1/2"x22 | 10 | 60 |
| 330002H051525A | 2.5 | 3/4"x15 | 10 | 100 |
| 330002H051620A | 2.0 | 3/4"x16 | 10 | 100 |
| 330002H051622A | 2.2 | 3/4"x16 | 10 | 100 |
| 330002H051820A | 2.0 | 3/4"x18 | 10 | 80 |
| 330002H051825A | 2.5 | 3/4"x18 | 10 | 80 |
| 330002H052020A | 2.0 | 3/4"x20 | 10 | 80 |
| 330002H052028A | 2.8 | 3/4"x20 | 10 | 80 |
| 330002H052230A | 3.0 | 3/4"x22 | 10 | 70 |
| 330002H052523A | 2.3 | 3/4"x25 | 10 | 50 |
| 330002H052535A | 3.5 | 3/4"x25 | 5 | 50 |
| 330002H052830A | 3.0 | 3/4"x28 | 5 | 40 |
| 330002H102523A | 2.3 | 1"x25 | 5 | 40 |
| 330002H102535A | 3.5 | 1"x25 | 5 | 40 |
| 330002H102830A | 3.0 | 1"x28 | 5 | 40 |
| 330002H103230A | 2.9-3.0 | 1"x32 | - | 40 |

COMP_FIX LINE 3300

3300.10 TEE



| CODE | + | Ø | ◇ | □ |
|----------------|---------|----------|----|----|
| 330010H122000A | 2.0 | 12x12x12 | 10 | 60 |
| 330010H152500A | 2.5 | 15x15x15 | 10 | 60 |
| 330010H162000A | 2.0 | 16x16x16 | 10 | 60 |
| 330010H162200A | 2.2 | 16x16x16 | 10 | 60 |
| 330010H182000A | 2.0 | 18x18x18 | 10 | 40 |
| 330010H182500A | 2.5 | 18x18x18 | 10 | 40 |
| 330010H202000A | 2.0 | 20x20x20 | 10 | 30 |
| 330010H223000A | 3.0 | 22x22x22 | 5 | 20 |
| 330010H252300A | 2.3 | 25x25x25 | 5 | 20 |
| 330010H283000A | 3.0 | 28x28x28 | - | 10 |
| 330010H323000A | 2.9-3.0 | 32x32x32 | - | 10 |

3300.11 MALE TEE



| CODE | + | Ø | ◇ | □ |
|----------------|---------|------------|----|----|
| 330011H041220A | 2.0 | 12x1/2"x12 | 10 | 60 |
| 330011H041525A | 2.5 | 15x1/2"x15 | 10 | 60 |
| 330011H041620A | 2.0 | 16x1/2"x16 | 10 | 60 |
| 330011H041622A | 2.2 | 16x1/2"x16 | 10 | 60 |
| 330011H041820A | 2.0 | 18x1/2"x18 | 10 | 40 |
| 330011H041825A | 2.5 | 18x1/2"x18 | 10 | 40 |
| 330011H042230A | 3.0 | 22x1/2"x22 | 10 | 30 |
| 330011H052020A | 2.0 | 20x3/4"x20 | 10 | 30 |
| 330011H052028A | 2.8 | 20x3/4"x20 | 10 | 30 |
| 330011H052230A | 3.0 | 22x3/4"x22 | 5 | 30 |
| 330011H052535A | 3.5 | 25x3/4"x25 | 5 | 20 |
| 330011H102830A | 3.0 | 28x1"x28 | 5 | 10 |
| 330011H103230A | 2.9-3.0 | 32x1"x32 | - | 10 |

3300.12 FEMALE TEE



| CODE | + | Ø | ◇ | □ |
|----------------|---------|------------|----|----|
| 330012H041220A | 2.0 | 12x1/2"x12 | 10 | 50 |
| 330012H041525A | 2.5 | 15x1/2"x15 | 10 | 50 |
| 330012H041620A | 2.0 | 16x1/2"x16 | 10 | 50 |
| 330012H041622A | 2.2 | 16x1/2"x16 | 10 | 50 |
| 330012H041820A | 2.0 | 18x1/2"x18 | 10 | 40 |
| 330012H041825A | 2.5 | 18x1/2"x18 | 10 | 40 |
| 330012H042020A | 2.0 | 20x1/2"x20 | 10 | 30 |
| 330012H042230A | 3.0 | 22x1/2"x22 | 10 | 30 |
| 330012H051820A | 2.0 | 18x3/4"x18 | 10 | 30 |
| 330012H051825A | 2.5 | 18x3/4"x18 | 10 | 30 |
| 330012H052020A | 2.0 | 20x3/4"x20 | 10 | 30 |
| 330012H052230A | 3.0 | 22x3/4"x22 | 5 | 30 |
| 330012H052523A | 2.3 | 25x3/4"x25 | 5 | 20 |
| 330012H052535A | 3.5 | 25x3/4"x25 | 5 | 20 |
| 330012H052830A | 3.0 | 28x3/4"x28 | 5 | 15 |
| 330012H102523A | 2.3 | 25x1"x25 | 5 | 20 |
| 330012H102535A | 3.5 | 25x1"x25 | 5 | 20 |
| 330012H102830A | 3.0 | 28x1"x28 | 5 | 20 |
| 330012H103230A | 2.9-3.0 | 32x1"x32 | - | 15 |

3300.13 REDUCED TEE



| CODE | + | Ø | ◇ |
|----------------|-------------|----------|---|
| 330013H726666A | 2.3/2.0/2.0 | 25x20x20 | 5 |

3300.20 DOUBLE ELBOW



| CODE | + | Ø | ◇ | □ |
|----------------|---------|-------|----|----|
| 330020H122000A | 2.0 | 12x12 | 10 | 80 |
| 330020H152500A | 2.5 | 15x15 | 10 | 80 |
| 330020H162000A | 2.0 | 16x16 | 10 | 80 |
| 330020H162200A | 2.2 | 16x16 | 10 | 80 |
| 330020H182000A | 2.0 | 18x18 | 10 | 60 |
| 330020H182500A | 2.5 | 18x18 | 10 | 60 |
| 330020H202000A | 2.0 | 20x20 | 10 | 50 |
| 330020H202800A | 2.8 | 20x20 | 10 | 50 |
| 330020H223000A | 3.0 | 22x22 | 10 | 40 |
| 330020H252300A | 2.3 | 25x25 | 5 | 20 |
| 330020H283000A | 3.0 | 28x28 | 5 | 20 |
| 330020H323000A | 2.9-3.0 | 32x32 | - | 20 |

COMP_FIX LINE 3300

3300.21 MALE ELBOW



| CODE | + | Ø | ◇ | □ |
|----------------|---------|---------|----|-----|
| 330021H041220A | 2.0 | 1/2"x12 | 10 | 100 |
| 330021H041525A | 2.5 | 1/2"x15 | 10 | 100 |
| 330021H041620A | 2.0 | 1/2"x16 | 10 | 100 |
| 330021H041622A | 2.2 | 1/2"x16 | 10 | 100 |
| 330021H041820A | 2.0 | 1/2"x18 | 10 | 80 |
| 330021H041825A | 2.5 | 1/2"x18 | 10 | 80 |
| 330021H042020A | 2.0 | 1/2"x20 | 10 | 60 |
| 330021H042230A | 3.0 | 1/2"x22 | 10 | 50 |
| 330021H051525A | 2.5 | 3/4"x15 | 10 | 70 |
| 330021H051620A | 2.0 | 3/4"x16 | 10 | 70 |
| 330021H051622A | 2.2 | 3/4"x16 | 10 | 70 |
| 330021H051825A | 2.5 | 3/4"x18 | 10 | 70 |
| 330021H052020A | 2.0 | 3/4"x20 | 10 | 50 |
| 330021H052230A | 3.0 | 3/4"x22 | 10 | 50 |
| 330021H052523A | 2.3 | 3/4"x25 | 5 | 30 |
| 330021H052535A | 3.5 | 3/4"x25 | 5 | 30 |
| 330021H053230A | 2.9-3.0 | 3/4"x32 | 5 | 20 |
| 330021H102523A | 2.3 | 1"x25 | 5 | 30 |
| 330021H102535A | 3.5 | 1"x25 | 5 | 30 |
| 330021H102830A | 3.0 | 1"x28 | 5 | 30 |
| 330021H103230A | 2.9-3.0 | 1"x32 | - | 20 |

3300.22 FEMALE ELBOW



| CODE | + | Ø | ◇ | □ |
|----------------|---------|---------|----|----|
| 330022H041220A | 2.0 | 1/2"x12 | 10 | 80 |
| 330022H041525A | 2.5 | 1/2"x15 | 10 | 80 |
| 330022H041620A | 2.0 | 1/2"x16 | 10 | 80 |
| 330022H041622A | 2.2 | 1/2"x16 | 10 | 80 |
| 330022H041820A | 2.0 | 1/2"x18 | 10 | 70 |
| 330022H041825A | 2.5 | 1/2"x18 | 10 | 70 |
| 330022H042020A | 2.0 | 1/2"x20 | 10 | 60 |
| 330022H042028A | 2.8 | 1/2"x20 | 10 | 60 |
| 330022H042230A | 3.0 | 1/2"x22 | 10 | 40 |
| 330022H051525A | 2.5 | 3/4"x15 | 10 | 40 |
| 330022H051620A | 2.0 | 3/4"x16 | 10 | 40 |
| 330022H051622A | 2.2 | 3/4"x16 | 10 | 40 |
| 330022H051825A | 2.5 | 3/4"x18 | 10 | 40 |
| 330022H052020A | 2.0 | 3/4"x20 | 10 | 40 |
| 330022H052028A | 2.8 | 3/4"x20 | 10 | 40 |
| 330022H052230A | 3.0 | 3/4"x22 | 10 | 40 |
| 330022H052523A | 2.3 | 3/4"x25 | 5 | 30 |
| 330022H052535A | 3.5 | 3/4"x25 | 5 | 30 |
| 330022H102523A | 2.3 | 1"x25 | 5 | 30 |
| 330022H102535A | 3.5 | 1"x25 | 5 | 30 |
| 330022H102830A | 3.0 | 1"x28 | 5 | 20 |
| 330022H103230A | 2.9-3.0 | 1"x32 | - | 20 |

3300.23 WALLPLATE ELBOW WITH 3 HOLES



| CODE | + | Ø | ◇ | □ |
|----------------|-----|---------|----|----|
| 330023H041525A | 2.5 | 1/2"x15 | 10 | 50 |
| 330023H041620A | 2.0 | 1/2"x16 | 10 | 50 |
| 330023H041622A | 2.2 | 1/2"x16 | 10 | 50 |
| 330023H041820A | 2.0 | 1/2"x18 | 10 | 50 |
| 330023H041825A | 2.5 | 1/2"x18 | 10 | 50 |
| 330023H042020A | 2.0 | 1/2"x20 | 10 | 40 |
| 330023H042028A | 2.8 | 1/2"x20 | 10 | 40 |

3300.R6 ROSSO MANIFOLD WITH MINI-VALVES WITH COMPRESSION EXITS FOR PE-X PIPE



| CODE | + | □ | ✂ | Ø | □ |
|----------------|-----|------|---|----|----|
| 3300R6H0552R2A | 2.5 | 3/4" | 2 | 15 | 20 |
| 3300R6H0552R3A | 2.5 | 3/4" | 3 | 15 | 15 |
| 3300R6H0552R4A | 2.5 | 3/4" | 4 | 15 | 10 |
| 3300R6H0556R2A | 2.0 | 3/4" | 2 | 16 | 20 |
| 3300R6H0556R3A | 2.0 | 3/4" | 3 | 16 | 15 |
| 3300R6H0556R4A | 2.0 | 3/4" | 4 | 16 | 10 |
| 3300R6H0558R3A | 2.2 | 3/4" | 3 | 16 | 15 |
| 3300R6H0558R2A | 2.2 | 3/4" | 2 | 16 | 20 |
| 3300R6H0558R4A | 2.2 | 3/4" | 4 | 16 | 10 |
| 3300R6H1058R2A | 2.2 | 1" | 2 | 16 | 20 |
| 3300R6H1058R3A | 2.2 | 1" | 3 | 16 | 15 |

COMP_FIX LINE 3300



3300.R6 BLU
MANIFOLD WITH MINI-VALVES
WITH COMPRESSION EXITS
FOR PE-X PIPE

| CODE | + | □ | ↘ | ∅ | □ |
|----------------|-----|------|---|----|----|
| 3300R6H0552B2A | 2.5 | 3/4" | 2 | 15 | 20 |
| 3300R6H0552B3A | 2.5 | 3/4" | 3 | 15 | 15 |
| 3300R6H0552B4A | 2.5 | 3/4" | 4 | 15 | 10 |
| 3300R6H0556B2A | 2.0 | 3/4" | 2 | 16 | 20 |
| 3300R6H0556B3A | 2.0 | 3/4" | 3 | 16 | 15 |
| 3300R6H0556B4A | 2.0 | 3/4" | 4 | 16 | 10 |
| 3300R6H0558B2A | 2.2 | 3/4" | 2 | 16 | 20 |
| 3300R6H0558B3A | 2.2 | 3/4" | 3 | 16 | 15 |
| 3300R6H0558B4A | 2.2 | 3/4" | 4 | 16 | 10 |
| 3300R6H1058B2A | 2.2 | 1" | 2 | 16 | 20 |
| 3300R6H1058B3A | 2.2 | 1" | 3 | 16 | 15 |



MA00.80
MANIFOLD HANDLE

| CODE |
|----------------|
| MA0080B183300A |
| MA0080R183300A |



3300.61
M/F MANIFOLD

| CODE | + | ↘ | ■ | ∅ | □ |
|----------------|-----|---|----|---------|----|
| 330061H055002A | 2.0 | 2 | 12 | 3/4"x12 | 40 |
| 330061H055003A | 2.0 | 3 | 12 | 3/4"x12 | 24 |
| 330061H055004A | 2.0 | 4 | 12 | 3/4"x12 | 20 |
| 330061H055202A | 2.5 | 2 | 15 | 3/4"x15 | 40 |
| 330061H055203A | 2.5 | 3 | 15 | 3/4"x15 | 24 |
| 330061H055204A | 2.5 | 4 | 15 | 3/4"x15 | 20 |
| 330061H055602A | 2.0 | 2 | 16 | 3/4"x16 | 40 |
| 330061H055603A | 2.0 | 3 | 16 | 3/4"x16 | 24 |
| 330061H055604A | 2.0 | 4 | 16 | 3/4"x16 | 20 |
| 330061H055802A | 2.2 | 2 | 16 | 3/4"x16 | 40 |
| 330061H055803A | 2.2 | 3 | 16 | 3/4"x16 | 24 |
| 330061H055804A | 2.2 | 4 | 16 | 3/4"x16 | 20 |
| 330061H105602A | 2.0 | 2 | 16 | 1"x16 | 25 |
| 330061H105603A | 2.0 | 3 | 16 | 1"x16 | 20 |
| 330061H105604A | 2.0 | 4 | 16 | 1"x16 | 14 |
| 330061H105802A | 2.2 | 2 | 16 | 1"x16 | 25 |
| 330061H105803A | 2.2 | 3 | 16 | 1"x16 | 20 |
| 330061H105804A | 2.2 | 4 | 16 | 1"x16 | 14 |

3300.70
NUT



| CODE | ∅ |
|----------------|----|
| 110070H041200A | 12 |
| 110070H041500A | 15 |
| 110070H041600A | 16 |
| 110070H241800A | 18 |
| 330070H200000A | 20 |
| 330070H220000A | 22 |
| 330070H250000A | 25 |
| 330070H280000A | 28 |
| 330070H320000A | 32 |

COMP_FIX LINE 3300

3300.81 CUT OLIVE



| CODE | Ø | |
|----------------|----|------|
| 330081R120000A | 12 | - |
| 330081R150000A | 15 | - |
| 330081R160000A | 16 | 2000 |
| 330081R180000A | 18 | - |
| 330081R200000A | 20 | - |
| 330081R220000A | 22 | - |
| 330081R250000A | 25 | 500 |
| 330081R280000A | 28 | - |
| 330081R320000A | 32 | - |

3300.H9 105° ELBOW



| CODE | | Ø | | |
|----------------|-----|---------|----|----|
| 3300H9H041525A | 2.5 | 1/2"x15 | 10 | 70 |
| 3300H9H041620A | 2.0 | 1/2"x16 | 10 | 70 |
| 3300H9H041622A | 2.2 | 1/2"x16 | 10 | 70 |
| 3300H9HK41525A | 2.5 | 1/2"x15 | 10 | 70 |
| 3300H9HK41620A | 2.0 | 1/2"x16 | 10 | 70 |

3300.27 100° ELBOW



| CODE | | Ø | | |
|----------------|-----|---------|----|----|
| 330027H041220A | 2.0 | 1/2"x12 | 10 | 70 |
| 330027H041620A | 2.0 | 1/2"x16 | 10 | 70 |
| 330027H041622A | 2.2 | 1/2"x16 | 10 | 70 |

3300.28 100° ELBOW WITH EXTENSION



| CODE | | Ø | | |
|----------------|-----|---------|----|----|
| 330028H041620A | 2.0 | 1/2"x16 | - | 50 |
| 330028H041820A | 2.0 | 1/2"x18 | 10 | 50 |
| 330028H041825A | 2.5 | 1/2"x18 | 10 | 50 |
| 330028H042020A | 2.0 | 1/2"x20 | 10 | 50 |
| 330028H042028A | 2.8 | 1/2"x20 | 10 | 50 |

AC00.70 PLASTIC BEND FOR PIPE



| CODE | Ø | | |
|----------------|-------|----|----|
| AC0070H160000H | 15-16 | 20 | 40 |
| AC0070H200000H | 20-22 | 15 | 15 |
| AC0070H250000H | 25 | 10 | 10 |

AC00.80 PE-X BEND FOR PE-X PIPE



| CODE | Ø | | |
|----------------|-------|----|-----|
| AC0080H160000H | 15-16 | 60 | 120 |
| AC0080H180000H | 18 | 40 | 40 |
| AC0080H200000H | 20-22 | 25 | 25 |
| AC0080H250000H | 25 | 10 | 20 |

AC00.90 ROSSA BOX FOR ELBOW



| CODE | Ø | |
|----------------|--------|-----|
| AC0090H201000H | unique | 400 |

AC00.90 NERA BOX FOR ELBOW



| CODE | Ø | |
|----------------|--------|-----|
| AC0090H161001H | unique | 250 |

Gold-Fix LINE 3400

3400.00 DOUBLE STRAIGHT FITTING



| CODE | + | Ø | ◇ | □ |
|----------------|-----|-------|----|-----|
| 340000H162200A | 2.2 | 16x16 | 10 | 150 |
| 340000H202800A | 2.8 | 20x20 | 10 | 100 |
| 340000H253500A | 3.5 | 25x25 | 10 | 60 |
| 340000H324400A | 4.4 | 32x32 | 5 | 30 |
| 340000H405500A | 5.5 | 40x40 | - | 14 |

3400.01 MALE STRAIGHT FITTING



| CODE | + | Ø | ◇ | □ |
|----------------|-----|----------|----|-----|
| 340001H031622A | 3.2 | 3/8"x16 | 10 | 120 |
| 340001H041622A | 2.2 | 1/2"x16 | 10 | 120 |
| 340001H042028A | 2.8 | 1/2"x20 | 10 | 100 |
| 340001H051622A | 2.2 | 3/4"x16 | 10 | 100 |
| 340001H052028A | 2.8 | 3/4"x20 | 10 | 80 |
| 340001H052535A | 3.5 | 3/4"x25 | 10 | 70 |
| 340001H102535A | 3.5 | 1"x25 | 5 | 50 |
| 340001H053244A | 4.4 | 3/4"x32 | 5 | 30 |
| 340001H103244A | 4.4 | 1"x32 | 5 | 30 |
| 340001H124055A | 5.5 | 1"1/4x40 | - | 20 |

3400.02 FEMALE STRAIGHT FITTING



| CODE | + | Ø | ◇ | □ |
|----------------|-----|----------|----|-----|
| 340002RH41622A | 2.2 | 1/2"x16 | 10 | 100 |
| 340002RH42028A | 2.8 | 1/2"x20 | 10 | 100 |
| 340002RH51622A | 2.2 | 3/4"x16 | 10 | 80 |
| 340002RH52028A | 2.8 | 3/4"x20 | 10 | 80 |
| 340002RH52535A | 3.5 | 3/4"x25 | 10 | 60 |
| 340002H102535A | 3.5 | 1"x25 | 5 | 40 |
| 340002H103244A | 4.4 | 1"x32 | 5 | 30 |
| 340002H124055A | 5.5 | 1"1/4x40 | - | 14 |

3400.03 REDUCED STRAIGHT FITTING



| CODE | + | Ø | ◇ | □ |
|----------------|---------|-------|----|-----|
| 340003H685800A | 2.8/2.2 | 20x16 | 10 | 150 |
| 340003H765800A | 3.5/2.2 | 25x16 | 5 | 100 |
| 340003H766800A | 3.5/2.8 | 25x20 | 5 | 100 |
| 340003H825800A | 4.4/2.2 | 32x16 | 5 | 50 |
| 340003H826800A | 4.4/2.8 | 32x20 | 5 | 50 |
| 340003H827600A | 4.4/3.5 | 32x25 | 5 | 50 |
| 340003H868200A | 5.5/4.4 | 40x32 | - | 14 |

3400.10 TEE



| CODE | + | Ø | ◇ | □ |
|----------------|-----|----------|----|----|
| 340010H162200A | 2.2 | 16x16x16 | 10 | 70 |
| 340010H202800A | 2.8 | 20x20x20 | 10 | 50 |
| 340010H253500A | 3.5 | 25x25x25 | 5 | 30 |
| 340010H324400A | 4.4 | 32x32x32 | 5 | 15 |

Gold-Fix LINE 3400

3400.12 FEMALE TEE



| CODE | + | Ø | ◇ | ▢ |
|----------------|-----|------------|----|----|
| 340012H041622A | 2.2 | 16x1/2"x16 | 10 | 50 |
| 340012H042028A | 2.8 | 20x1/2"x20 | 10 | 40 |
| 340012H052028A | 2.8 | 20x3/4"x20 | 10 | 40 |
| 340012H052535A | 3.5 | 25x3/4"x25 | 5 | 25 |
| 340012H103244A | 4.4 | 32x1"x32 | 5 | 10 |

3400.13 REDUCED TEE



| CODE | + | Ø | ◇ | ▢ |
|----------------|-------------|----------|----|----|
| 340013H586858A | 2.2/2.8/2.2 | 16x20x16 | 10 | 60 |
| 340013H685858A | 2.8/2.2/2.2 | 20x16x16 | 10 | 60 |
| 340013H685868A | 2.8/2.2/2.8 | 20x16x20 | 10 | 60 |
| 340013H686858A | 2.8/2.8/2.2 | 20x20x16 | 10 | 60 |
| 340013H687668A | 2.8/3.5/2.8 | 20x25x20 | 10 | 40 |
| 340013H765858A | 3.5/2.2/2.2 | 25x16x16 | 5 | 50 |
| 340013H765868A | 3.5/2.2/2.8 | 25x16x20 | 5 | 50 |
| 340013H765876A | 3.5/2.2/3.5 | 25x16x25 | 5 | 40 |
| 340013H766858A | 3.5/2.8/2.2 | 25x20x16 | 5 | 30 |
| 340013H766868A | 3.5/2.8/2.8 | 25x20x20 | 5 | 40 |
| 340013H766876A | 3.5/2.8/3.5 | 25x20x25 | - | 30 |
| 340013H767658A | 3.5/3.5/2.2 | 25x25x16 | 5 | 30 |
| 340013H768276A | 3.5/4.4/3.5 | 25x32x25 | - | - |
| 340013H767668A | 3.5/3.5/2.8 | 25x25x20 | 5 | 30 |
| 340013H825882A | 4.4/2.2/4.4 | 32x16x32 | 5 | 20 |
| 340013H826876A | 4.4/2.8/3.5 | 32x20x25 | 5 | 15 |
| 340013H826882A | 4.4/2.8/4.4 | 32x20x32 | 5 | 20 |
| 340013H827676A | 4.4/3.5/3.5 | 32x25x25 | 5 | 15 |
| 340013H827682A | 4.4/3.5/4.4 | 32x25x32 | 5 | 15 |

3400.20 DOUBLE ELBOW



| CODE | + | Ø | ◇ | ▢ |
|----------------|-----|-------|----|-----|
| 340020H162200A | 2.2 | 16x16 | 10 | 100 |
| 340020H202800A | 2.8 | 20x20 | 10 | 70 |
| 340020H253500A | 3.5 | 25x25 | 5 | 40 |
| 340020H324400A | 4.4 | 32x32 | 5 | 20 |

3400.21 MALE ELBOW



| CODE | + | Ø | ◇ | ▢ |
|----------------|-----|---------|----|-----|
| 340021H041622A | 2.2 | 1/2"x16 | 10 | 100 |
| 340021H042028A | 2.8 | 1/2"x20 | 10 | 80 |
| 340021H052028A | 2.8 | 3/4"x20 | 10 | 60 |
| 340021H052535A | 3.5 | 3/4"x25 | 5 | 40 |
| 340021H103244A | 4.4 | 1"x32 | 5 | 20 |

3400.22 FEMALE ELBOW



| CODE | + | Ø | ◇ | ▢ |
|----------------|-----|---------|----|-----|
| 340022H041622A | 2.2 | 1/2"x16 | 10 | 100 |
| 340022H042028A | 2.8 | 1/2"x20 | 10 | 80 |
| 340022H051622A | 2.2 | 3/4"x16 | 10 | 50 |
| 340022H052028A | 2.8 | 3/4"x20 | 10 | 60 |
| 340022H052535A | 3.5 | 3/4"x25 | 5 | 40 |
| 340022H102535A | 3.5 | 1"x25 | 5 | 40 |
| 340022H103244A | 4.4 | 1"x32 | 5 | 20 |

3400.23
WALLPLATE ELBOW WITH 2 HOLES



| CODE | + | Ø | ◇ | ☐ |
|----------------|-----|----------------|----|----|
| 340023H031622A | 2.2 | 3/8"x16 H=40,5 | 10 | 60 |
| 340023H041622A | 2.2 | 1/2"x16 H=40,5 | 10 | 60 |
| 340023H041657A | 2.2 | 1/2"x16 H=55,5 | 10 | 60 |
| 340023H042028A | 2.8 | 1/2"x20 H=41,5 | 10 | 50 |
| 340023H042057A | 2.8 | 1/2"x20 H=56,5 | 5 | 30 |
| 340023H052028A | 2.8 | 3/4"x20 H=41,5 | 10 | 30 |
| 340023H052535A | 3.5 | 3/4"x25 H=46,5 | 5 | 30 |

3400.27
ELBOW 96°



| CODE | + | Ø | ◇ | ☐ |
|----------------|-----|---------|----|----|
| 340027H041622A | 2.2 | 1/2"x16 | 10 | 80 |

AC00.90 NERA
BOX FOR ELBOW



| CODE | Ø | ☐ |
|----------------|--------|-----|
| AC0090H161001H | unique | 250 |

3400.34
DOUBLE WALLPLATE ELBOW



| CODE | + | Ø | ◇ | ☐ |
|----------------|-----|------------|---|----|
| 340034H160416A | 2.2 | 16x1/2"x16 | 5 | 15 |
| 340034H200420A | 2.8 | 20x1/2"x20 | 5 | 15 |

3400.34.G
DOUBLE WALLPLATE ELBOW (BRONZE)



| CODE | + | Ø | ◇ | ☐ |
|----------------|-----|------------|---|----|
| 340034G041622A | 2.2 | 16x1/2"x16 | - | 15 |
| 340034G042028A | 2.8 | 20x1/2"x20 | 5 | 15 |

3400.I5
STRAIGHT FITTING WITH LOOSE NUT
AND EUROCONE CONNECTION



| CODE | + | Ø | ◇ | ☐ |
|----------------|-----|---------|----|-----|
| 3400I5H051622A | 2.2 | 3/4"x16 | 10 | 100 |
| 3400I5H052028A | 2.8 | 3/4"x20 | 10 | 100 |

3400.C7
STRAIGHT FITTING WITH LOOSE NUT
AND FLAT WASHER



| CODE | + | Ø | ◇ | ☐ |
|----------------|-----|---------|----|-----|
| 3400C7H041622A | 2.2 | 1/2"x16 | 10 | 180 |
| 3400C7H042028A | 2.8 | 1/2"x20 | 10 | 120 |
| 3400C7H051622A | 2.2 | 3/4"x16 | 10 | 120 |
| 3400C7H052028A | 2.8 | 3/4"x20 | 10 | 100 |
| 3400C7H052535A | 3.5 | 3/4"x25 | 10 | 100 |
| 3400C7H102535A | 3.5 | 1"x25 | 5 | 50 |
| 3400C7H103244A | 4.4 | 1"x32 | 5 | 40 |

3400.C1
CAP



| CODE | + | Ø | ◇ | ☐ |
|----------------|-----|----|----|-----|
| 3400C1H162200A | 2.2 | 16 | 10 | 200 |
| 3400C1H202800A | 2.8 | 20 | 10 | 200 |
| 3400C1H253500A | 3.5 | 25 | 5 | 120 |

Gold-Fix LINE 3400

3400.K4 45° ELBOW



| CODE | + | Ø | ◇ | □ |
|----------------|-----|----|----|----|
| 3400K4H202800A | 2.8 | 20 | 10 | 80 |
| 3400K4H253500A | 3.5 | 25 | 5 | 40 |
| 3400K4H324400A | 4.4 | 32 | 5 | 20 |

3400.82 SLEEVE



| CODE | + | Ø | ◇ | □ |
|----------------|-----|----|----|-----|
| 340082R162200A | 2.2 | 16 | 20 | 200 |
| 340082R202800A | 2.8 | 20 | 20 | 160 |
| 340082R253500A | 3.5 | 25 | 20 | 100 |
| 340082R324400A | 4.4 | 32 | 20 | 60 |
| 340082R405500A | 5.5 | 40 | 10 | 40 |

3400.82.P PLASTIC SLEEVE



| CODE | + | Ø | ◇ |
|----------------|-----|----|----|
| 340082P162200A | 2.2 | 16 | 20 |
| 340082P202800A | 2.8 | 20 | 20 |
| 340082P253500A | 3.5 | 25 | 20 |
| 340082P324400A | 4.4 | 32 | 20 |

3400.K2 RADIATOR JOINT ELBOW



| CODE | + | Ø | ◇ | □ |
|----------------|-----|------------|---|----|
| 3400K2N161500A | 2.2 | 16x15/250 | 2 | 20 |
| 3400K2N161550A | 2.2 | 16x15/500 | 2 | 30 |
| 3400K2N161510A | 2.2 | 16x15/1000 | 2 | 60 |
| 3400K2N201500A | 2.8 | 20x15/250 | 2 | 14 |

3400.K2.I RADIATOR JOINT ELBOW (STAINLESS STEEL)



| CODE | + | Ø | ◇ | □ |
|----------------|-----|------------|---|----|
| 3400K2I161500A | 2.2 | 16x15/250 | 2 | 20 |
| 3400K2I161510A | 2.2 | 16x15/1000 | 2 | 60 |

3400.K8 TEE FOR RADIATOR



| CODE | + | Ø | ◇ | □ |
|----------------|---------|---------------|---|----|
| 3400K8N161516A | 2.2/2.2 | 16x15x16/250 | 2 | 20 |
| 3400K8N161520A | 2.2/2.8 | 16x15x20/250 | 2 | 20 |
| 3400K8N161550A | 2.2 | 16x15x16/500 | 2 | 30 |
| 3400K8N161510A | 2.2 | 16x15x16/1000 | - | - |
| 3400K8N201516A | 2.8/2.2 | 20x15x16/250 | 2 | 20 |
| 3400K8N201520A | 2.8/2.8 | 20x15x20/250 | 2 | 14 |
| 3400K8N201550A | 2.8 | 20x15x20/500 | 2 | 20 |
| 3400K8N201510A | 2.8 | 20x15x20/1000 | - | - |
| 3400K8N201525A | 2.8/3.5 | 20x15x25/250 | 2 | 14 |
| 3400K8N251520A | 3.5/2.8 | 25x15x20/250 | 2 | 14 |
| 3400K8N251525A | 3.5/3.5 | 25x15x25/250 | 2 | 14 |
| 3400K8N251550A | 3.5 | 25x15x25/500 | 2 | 20 |



AC00.90.K2
FIXING BRACKET FOR L-SHAPE
RADIATOR TUBES

CODE



AC0090H3400K2H

25



AC00.70
PLASTIC BEND FOR PIPE

CODE



AC0070H160000H

15-16

20

40

AC0070H200000H

20-22

15

15

AC0070H250000H

25

10

10

AC00.80 PE-X
BEND FOR PE-X PIPE



CODE



AC0080H160000H

15-16

60

120

AC0080H180000H

18

40

40

AC0080H200000H

20-22

25

25

AC0080H250000H

25

10

20

AC0094HESPANSO
MANUAL EXPANDER



CODE

AC0094HESPANSO



AC00.80 MKV
EXPANDER HEADS RH MKV FOR
MULTILAYER PIPE

CODE



AC0080MKV16260

2.6

16

AC0080MKV20290

2.9

20

AC0080MKV25370

3.7

25

AC0080MKV32470

4.7

32

AC00.80 HIS
EXPANDER HEADS RH HIS FOR PE-X
PIPE



CODE



AC0080HIS16220

2.2

16

AC0080HIS20280

2.8

20

AC0080HIS25350

3.5

25

AC0080HIS32440

4.4

32

AC0094H3400SET
MANUAL INSTALLATION KIT



CODE

AC0094H3400SET

AC00.91HA
AUTOMATIC PRESSING MACHINE



CODE

AC0091HAX21625

Gold-Fix LINE 3400



AC0094HEPR
KIT FOR MULTILAYER PIPE

CODE

AC0094HEPR1625



AC0094HEPS
KIT FOR PE-X PIPE

CODE

AC0094HEPS1625



AC00.80.R
AUTOMATIC PRESS MACHINE
COMPRESSION RE HEAD

CODE



AC0080R160000H

16

AC0080R200000H

20

AC0080R250000H

25

AC0080R320000H

32



AC00.80
WALL FIXING BRACKET AND SCREWS
7.5°/15°

CODE



AC0080H75B506H

1.5 mm

12

AC0080H75B5P6H

2.5 mm

12

Gold-Therm LINE 3400

3400.00.N

NICKEL-PLATED DOUBLE
STRAIGHT FITTING



| CODE | + | Ø | ◇ | □ |
|----------------|-----|-------|----|-----|
| 340000N172000A | 2.0 | 17x17 | - | - |
| 340000N202000A | 2.0 | 20X20 | 10 | 100 |

AC00.80 HAS

EXPANDER HEADS RH HAS
FOR PE-X PIPE



| CODE | + | Ø |
|----------------|-----|----|
| AC0080HAS17200 | 2.0 | 17 |
| AC0080HAS20200 | 2.0 | 20 |

3400.01.N

NICKEL-PLATED MALE
STRAIGHT FITTING



| CODE | + | Ø | ◇ | □ |
|----------------|-----|---------|----|-----|
| 340001N041720A | 2.0 | 1/2"x17 | - | - |
| 340001N042020A | 2.0 | 1/2"x20 | 10 | 100 |

AC0094HESPANSO

MANUAL EXPANDER



| CODE |
|----------------|
| AC0094HESPANSO |

AC00.80.R

AUTOMATIC PRESS MACHINE
COMPRESSION RH HEAD



| CODE | Ø |
|----------------|----|
| AC0080RH17000M | 17 |
| AC0080RH20000M | 20 |

3400.82.N

NICKEL PLATED SLEEVE



| CODE | + | Ø | ◇ | □ |
|----------------|-----|----|----|-----|
| 340082N172000A | 2.0 | 17 | - | - |
| 340082N202000A | 2.0 | 20 | 20 | 160 |

3400.15.N

STRAIGHT FITTING WITH
LOOSE NUT AND EUROCONE
CONNECTION





| CODE | + | Ø |
|----------------|-----|---------|
| 340015N051720A | 2.0 | 3/4"x17 |

PE-X pipes



TB00.30 PE-X
PE-Xa PIPE WITH EVOH
BARRIER

| CODE | Ø |  |  |
|----------------|--------|---|---|
| TB0030G162200B | 16x2.2 | 100 m | 2700 m |
| TB0030G202800B | 20x2.8 | 100 m | 1800 m |
| TB0030G253500B | 25x3.5 | 50 m | 900 m |
| TB0030G324400B | 32x4.4 | 50 m | 900 m |



TB00.30.R
PE-Xa PIPE WITH EVOH
BARRIER

| CODE | Ø |  |
|----------------|--------|---|
| TB0030R160020B | 16x2.0 | 200 m |
| TB0030R162060B | 16x2.0 | 600 m |
| TB0030R172030H | 17 | 300 m |
| TB0030R172060H | 17 | 600 m |
| TB0030R202020B | 20x2.0 | 200 m |
| TB0030R202050B | 20x2.0 | 500 m |

MULTILAYER PIPES FOR AXIAL PRESS FITTINGS



TB00.20 SYLVER
PE-Xc/Al/PE-Xc MULTILAYER
PIPE SYLVER

| CODE | Ø | | |
|----------------|--------|-------|--------|
| TB0020G162210S | 16x2.2 | 100 m | 1800 m |
| TB0020G202810S | 20x2.8 | 100 m | 1200 m |
| TB0020G253510S | 25x3.5 | 100 m | 1200 m |
| TB0020G324450S | 32x4.4 | 50 m | 350 m |



TB00.20.A
PE-Xc/Al/PE-Xc MULTILAYER
PIPE WITH LIGHT BLUE
INSULATION

| CODE | Ø | |
|----------------|--------|------|
| TB0020A162206S | 16x2.2 | 50 m |
| TB0020A202806S | 20x2.8 | 50 m |
| TB0020A253510S | 25x3.5 | 50 m |
| TB0020A324413S | 32x4.4 | 25 m |

KRATOS LINE 4500

4500.00 DOUBLE STRAIGHT FITTING



| CODE | Ø | ◇ | ◻ |
|----------------|-------|----|----|
| 450000H202000Y | 20x20 | 10 | 40 |
| 450000H252500Y | 25x25 | 10 | 20 |
| 450000H323200Y | 32x32 | 5 | 15 |
| 450000H404000Y | 40x40 | - | 12 |
| 450000H505000Y | 50x50 | - | 8 |
| 450000H636300Y | 63x63 | - | 3 |

4500.10 TEE



| CODE | Ø | ◇ | ◻ |
|----------------|----------|----|----|
| 450010H202020Y | 20x20x20 | 10 | 30 |
| 450010H252525Y | 25x25x25 | 5 | 15 |
| 450010H323232Y | 32x32x32 | - | 10 |
| 450010H404040Y | 40x40x40 | - | 6 |
| 450010H505050Y | 50x50x50 | - | 4 |
| 450010H636363Y | 63x63x63 | - | 2 |

4500.20 DOUBLE ELBOW



| CODE | Ø | ◇ | ◻ |
|----------------|-------|----|----|
| 450020H202000Y | 20x20 | 10 | 40 |
| 450020H252500Y | 25x25 | 10 | 20 |
| 450020H323200Y | 32x32 | - | 15 |
| 450020H404000Y | 40x40 | - | 10 |
| 450020H505000Y | 50x50 | - | 5 |
| 450020H636300Y | 63x63 | - | 3 |

4500.01 MALE STRAIGHT FITTING



| CODE | Ø | ◇ | ◻ |
|----------------|----------|----|----|
| 450001H042000Y | 1/2"x20 | 10 | 60 |
| 450001H052500Y | 3/4"x25 | 10 | 40 |
| 450001H103200Y | 1"x32 | 5 | 30 |
| 450001H124000Y | 1"1/4x40 | - | 20 |
| 450001H145000Y | 1"1/2x50 | - | 10 |
| 450001H206300Y | 2"x63 | - | 6 |

4500.11 MALE TEE



| CODE | Ø | ◇ | ◻ |
|----------------|----------|----|----|
| 450011H200420Y | 1/2"x20 | 10 | 30 |
| 450011H250525Y | 3/4"x25 | 5 | 20 |
| 450011H321032Y | 1"x32 | - | 15 |
| 450011H401240Y | 1"1/4x40 | - | 6 |
| 450011H501450Y | 1"1/2x50 | - | 4 |
| 450011H632063Y | 2"x63 | - | 3 |

4500.21 MALE ELBOW



| CODE | Ø | ◇ | ◻ |
|----------------|----------|----|----|
| 450021H042000Y | 1/2"x20 | 10 | 60 |
| 450021H052500Y | 3/4"x25 | 10 | 30 |
| 450021H103200Y | 1"x32 | - | 25 |
| 450021H124000Y | 1"1/4x40 | - | 10 |
| 450021H145000Y | 1"1/2x50 | - | 6 |
| 450021H206300Y | 2"x63 | - | 3 |

4500.02 FEMALE STRAIGHT FITTING



| CODE | Ø | ◇ | ◻ |
|----------------|----------|----|----|
| 450002H042000Y | 1/2"x20 | 10 | 60 |
| 450002H052500Y | 3/4"x25 | 10 | 40 |
| 450002H103200Y | 1"x32 | 5 | 20 |
| 450002H124000Y | 1"1/4x40 | - | 20 |
| 450002H145000Y | 1"1/2x50 | - | 10 |
| 450002H206300Y | 2"x63 | - | 6 |

4500.12 FEMALE TEE



| CODE | Ø | ◇ | ◻ |
|----------------|----------|----|----|
| 450012H200420Y | 1/2"x20 | 10 | 30 |
| 450012H250525Y | 3/4"x25 | 5 | 20 |
| 450012H321032Y | 1"x32 | - | 15 |
| 450012H401240Y | 1"1/4x40 | - | 6 |
| 450012H501450Y | 1"1/2x50 | - | 4 |
| 450012H632063Y | 2"x63 | - | 3 |

4500.22 FEMALE ELBOW



| CODE | Ø | ◇ | ◻ |
|----------------|----------|----|----|
| 450022H042000Y | 1/2"x20 | 10 | 60 |
| 450022H052500Y | 3/4"x25 | 10 | 30 |
| 450022H103200Y | 1"x32 | - | 25 |
| 450022H124000Y | 1"1/4x40 | - | 10 |
| 450022H145000Y | 1"1/2x50 | - | 6 |
| 450022H206300Y | 2"x63 | - | 3 |

KRATOS LINE 4500



4500.23
WALLPLATE ELBOW WITH 3 HOLES

| CODE | Ø | ◇ | ☐ |
|----------------|---------|----|----|
| 450023H042000Y | 1/2"x20 | 10 | 30 |
| 450023H052500Y | 3/4"x25 | 5 | 20 |
| 450023H103200Y | 1"x32 | - | 15 |



4500.43
LONG DOUBLE STRAIGHT FITTING

| CODE | Ø | ☐ |
|----------------|----|----|
| 450043H323200Y | 32 | 15 |
| 450043H404000Y | 40 | 10 |
| 450043H505000Y | 50 | 5 |
| 450043H636300Y | 63 | 3 |



4800.94
REINFORCING BUSHING-for SDR11 pipe

| CODE | Ø | ◇ | ☐ |
|----------------|----|----|-----|
| 480094H200000H | 20 | 10 | 250 |
| 480094H2000G1H | 20 | 10 | 250 |
| 480094H250000H | 25 | 10 | 150 |
| 480094H2500G1H | 25 | 10 | 150 |
| 480094H320000H | 32 | 10 | 100 |
| 480094H400000H | 40 | 5 | 50 |
| 480094H500000H | 50 | - | 40 |
| 480094H630000H | 63 | - | 20 |



4800.94
REINFORCING BUSHING-for SDR17.6 pipe

| CODE | Ø | ◇ | ☐ |
|----------------|----|----|-----|
| 480094H320001H | 32 | 10 | 100 |
| 480094H400001H | 40 | 5 | 50 |
| 480094H500001H | 50 | - | 30 |
| 480094H630001H | 63 | - | 20 |
| 480094H750001H | 75 | - | - |



4500.70
REPLACEMENT RING NUT

| CODE | Ø | ☐ |
|----------------|----|-----|
| 450070H200000Y | 20 | - |
| 450070H250000Y | 25 | 120 |
| 450070H320000Y | 32 | 70 |
| 450070H400000Y | 40 | 40 |
| 450070H500000Y | 50 | - |
| 450070H630000Y | 63 | - |



4500.81
BRASS CUT RING

| CODE | Ø | ☐ |
|----------------|----|-----|
| 450081R200000H | 20 | - |
| 450081R250000H | 25 | - |
| 450081R320000H | 32 | - |
| 450081R400000H | 40 | 150 |
| 450081R500000H | 50 | - |
| 450081R630000H | 63 | - |



4500.82
RING

| CODE | Ø | ☐ |
|----------------|----|------|
| 450082H200000H | 20 | - |
| 450082H250000H | 25 | 1000 |
| 450082H320000H | 32 | 500 |
| 450082H400000H | 40 | 300 |
| 450082H500000H | 50 | - |
| 450082H630000H | 63 | - |



OR00.14
O-RING NBR (STANDARD)

| CODE | Ø |
|----------------|----|
| OR0014H202600H | 20 |
| OR0014H253500H | 25 |
| OR0014H313500H | 32 |
| OR0014H404000H | 40 |
| OR0014H505300H | 50 |
| OR0014H625300H | 63 |



OR00.21
O-RING EPDM PEROX (OPTIONAL)

| CODE | Ø |
|----------------|----|
| OR0021H202600H | 20 |
| OR0021H253500H | 25 |
| OR0021H313500H | 32 |
| OR0021H404000H | 40 |
| OR0021H505300H | 50 |
| OR0021H625300H | 63 |

COSMOS LINE 4800

4800.00 DOUBLE STRAIGHT FITTING



| CODE | Ø | ◇ | ☐ |
|----------------|-------|----|----|
| 480000H202000A | 20x20 | 10 | 40 |
| 480000H252500A | 25x25 | 10 | 30 |
| 480000H323200A | 32x32 | 5 | 20 |
| 480000H404000A | 40x40 | - | 15 |
| 480000H505000A | 50x50 | - | 9 |
| 480000H636300A | 63x63 | - | 4 |

4800.01.Y MALE STRAIGHT FITTING



| CODE | Ø | ☐ |
|----------------|----------|---|
| 480001H247500Y | 2"1/2x75 | 6 |
| 480001H309000Y | 3"x90 | 5 |
| 480001H40B100Y | 4"x110 | 3 |

4800.10 TEE



| CODE | Ø | ◇ | ☐ |
|----------------|----------|----|----|
| 480010H202020A | 20x20x20 | 10 | 20 |
| 480010H252525A | 25x25x25 | 5 | 15 |
| 480010H323232A | 32x32x32 | - | 10 |
| 480010H404040A | 40x40x40 | - | 8 |
| 480010H505050A | 50x50x50 | - | 4 |
| 480010H636363A | 63x63x63 | - | 2 |

4800.02 FEMALE STRAIGHT FITTING



| CODE | Ø | ◇ | ☐ |
|----------------|----------|----|----|
| 480002H042000A | 1/2"x20 | 10 | 70 |
| 480002H052500A | 3/4"x25 | 10 | 50 |
| 480002H103200A | 1"x32 | 5 | 30 |
| 480002H124000A | 1"1/4x40 | - | 20 |
| 480002H145000A | 1"1/2x50 | - | 10 |
| 480002H206300A | 2"x63 | - | 6 |

4800.00.Y DOUBLE STRAIGHT FITTING



| CODE | Ø | ☐ |
|----------------|---------|---|
| 480000H757500Y | 75x75 | 4 |
| 480000H909000Y | 90x90 | 4 |
| 480000HB1B100Y | 110x110 | 2 |

4800.10.Y TEE



| CODE | Ø | ☐ |
|----------------|-------------|---|
| 480010H757575Y | 75x75x75 | 2 |
| 480010H909090Y | 90x90x90 | - |
| 480010HB1B1B1Y | 110x110x110 | - |

4800.01 MALE STRAIGHT FITTING



| CODE | Ø | ◇ | ☐ |
|----------------|----------|----|----|
| 480001H042000A | 1/2"x20 | 10 | 70 |
| 480001H052500A | 3/4"x25 | 10 | 50 |
| 480001H103200A | 1"x32 | 5 | 30 |
| 480001H124000A | 1"1/4x40 | - | 20 |
| 480001H145000A | 1"1/2x50 | - | 10 |
| 480001H206300A | 2"x63 | - | 6 |

4800.02.Y FEMALE STRAIGHT FITTING



| CODE | Ø | ☐ |
|----------------|----------|---|
| 480002H247500Y | 2"1/2x75 | 6 |
| 480002H309000Y | 3"x90 | 5 |
| 480002H40B100Y | 4"x110 | 3 |

4800.11 MALE TEE



| CODE | Ø | ◇ | ☐ |
|----------------|-------------|----|----|
| 480011H200420A | 20x1/2"x20 | 10 | 30 |
| 480011H250525A | 25x3/4"x25 | 5 | 20 |
| 480011H321032A | 32x1"x32 | - | 12 |
| 480011H401240A | 40x1"1/4x40 | - | 8 |
| 480011H501450A | 50x1"1/2x50 | - | 4 |
| 480011H632063A | 63x2"x63 | - | 3 |

COSMOS LINE 4800

4800.12 FEMALE TEE



| CODE | Ø | ◇ | ☐ |
|----------------|-------------|----|----|
| 480012H200420A | 20x1/2"x20 | 10 | 30 |
| 480012H250525A | 25x3/4"x25 | 5 | 20 |
| 480012H321032A | 32x1"x32 | - | 15 |
| 480012H401240A | 40x1"1/4x40 | - | 8 |
| 480012H501450A | 50x1"1/2x50 | - | 4 |
| 480012H632063A | 63x2"x63 | - | 3 |

4800.20.Y DOUBLE ELBOW



| CODE | Ø | ☐ |
|----------------|---------|---|
| 480020H757500Y | 75x75 | 3 |
| 480020H909000Y | 90x90 | - |
| 480020HB1B100Y | 110x110 | - |

4800.22 FEMALE ELBOW



| CODE | Ø | ◇ | ☐ |
|----------------|----------|----|----|
| 480022H042000A | 1/2"x20 | 10 | 50 |
| 480022H052500A | 3/4"x25 | 10 | 40 |
| 480022H103200A | 1"x32 | - | 20 |
| 480022H124000A | 1"1/4x40 | - | 15 |
| 480022H145000A | 1"1/2x50 | - | 10 |
| 480022H206300A | 2"x63 | - | 4 |

4800.21 MALE ELBOW



| CODE | Ø | ◇ | ☐ |
|----------------|----------|----|----|
| 480021H042000A | 1/2"x20 | 10 | 50 |
| 480021H052500A | 3/4"x25 | 10 | 40 |
| 480021H103200A | 1"x32 | - | 20 |
| 480021H124000A | 1"1/4x40 | - | 12 |
| 480021H145000A | 1"1/2x50 | - | 9 |
| 480021H206300A | 2"x63 | - | 4 |

4800.12.Y FEMALE TEE



| CODE | Ø | ☐ |
|----------------|-------------|---|
| 480012H752475Y | 75x2"1/2x75 | 2 |
| 480012H903090Y | 90x3"x90 | - |
| 480012HB140B1Y | 110x4"x110 | - |

4800.22.Y FEMALE ELBOW



| CODE | Ø | ☐ |
|----------------|----------|---|
| 480022H247500Y | 2"1/2x75 | 4 |
| 480022H309000Y | 3"x90 | 2 |
| 480022H40B100Y | 4"x110 | - |

4800.13 REDUCED TEE



| CODE | Ø | ☐ |
|----------------|--------------------|---|
| 480013H402540A | 40 x 25 (2,3) x 40 | 8 |

4800.21.Y MALE ELBOW



| CODE | Ø | ☐ |
|----------------|----------|---|
| 480021H247500Y | 2"1/2x75 | 4 |
| 480021H309000Y | 3"x90 | 2 |
| 480021H40B100Y | 4"x110 | - |

4800.23 WALLPLATE ELBOW WITH 3 HOLES



| CODE | Ø | ◇ | ☐ |
|----------------|---------|----|----|
| 480023H042000A | 1/2"x20 | 10 | 40 |
| 480023H052500A | 3/4"x25 | 5 | 20 |

4800.20 DOUBLE ELBOW



| CODE | Ø | ◇ | ☐ |
|----------------|-------|----|----|
| 480020H202000A | 20x20 | 10 | 40 |
| 480020H252500A | 25x25 | 5 | 20 |
| 480020H323200A | 32x32 | - | 15 |
| 480020H404000A | 40x40 | - | 8 |
| 480020H505000A | 50x50 | - | 4 |
| 480020H636300A | 63x63 | - | 3 |

4800.94 REINFORCING BUSHING-for SDR11 pipe



| CODE | Ø | ◇ | ☐ |
|----------------|----|----|-----|
| 480094H200000H | 20 | 10 | 250 |
| 480094H250000H | 25 | 10 | 150 |
| 480094H320000H | 32 | 10 | 100 |
| 480094H400000H | 40 | 5 | 50 |
| 480094H500000H | 50 | - | 40 |
| 480094H630000H | 63 | - | 20 |

COSMOS LINE 4800

4800.94 REINFORCING BUSHING-for SDR17.6 pipe



| CODE | ∅ | ◇ | ☐ |
|----------------|----|----|-----|
| 480094H320001H | 32 | 10 | 100 |
| 480094H400001H | 40 | 5 | 50 |
| 480094H500001H | 50 | - | 30 |
| 480094H630001H | 63 | - | 20 |
| 480094H750001H | 75 | - | - |

4800.82 FLAT RING



| CODE | ∅ | ☐ |
|----------------|----|------|
| 480082H200000H | 20 | - |
| 480082H250000H | 25 | - |
| 480082H320000H | 32 | 1250 |
| 480082H400000H | 40 | - |
| 480082H500000H | 50 | - |
| 480082H630000H | 63 | - |

4800.70 RING NUT



| CODE | ∅ | ☐ |
|----------------|----|-----|
| 480070H200000A | 20 | - |
| 480070H250000A | 25 | - |
| 480070H320000A | 32 | 120 |
| 480070H400000A | 40 | - |
| 480070H500000A | 50 | - |
| 480070H630000A | 63 | - |

OR00.21 O-RING



| CODE | ∅ | ☐ |
|----------------|----|------|
| OR0021H193600H | 20 | - |
| OR0021H243600H | 25 | 1000 |
| OR0021H314500H | 32 | 500 |
| OR0021H405300H | 40 | - |
| OR0021H506000H | 50 | - |
| OR0021H636000H | 63 | - |

4800.81 CUT OLIVE



| CODE | ∅ | ☐ |
|----------------|----|-----|
| 480081R200000H | 20 | - |
| 480081R250000H | 25 | - |
| 480081R320000H | 32 | 400 |
| 480081R400000H | 40 | - |
| 480081R500000H | 50 | - |
| 480081R630000H | 63 | - |

SAFE_PRESS LINE 5T00

5T00.00 DOUBLE STRAIGHT FITTING



| CODE | + | Ø | ◇ | □ |
|----------------|-----|-------|----|-----|
| 5T0000H162000T | 2.0 | 16x16 | 10 | 100 |
| 5T0000H202000T | 2.0 | 20x20 | 10 | 90 |
| 5T0000H252500T | 2.5 | 25x25 | 5 | - |
| 5T0000H263000T | 3.0 | 26x26 | 5 | 40 |
| 5T0000H323000T | 3.0 | 32x32 | 5 | 25 |
| 5T0000H403500T | 3.5 | 40x40 | - | 14 |
| 5T0000H504000T | 4.0 | 50x50 | - | 15 |
| 5T0000H634500T | 4.5 | 63x63 | - | 4 |

5T00.01 MALE STRAIGHT FITTING



| CODE | + | Ø | ◇ | □ |
|----------------|-----|----------|----|-----|
| 5T0001H031620T | 2.0 | 3/8"x16 | 10 | 120 |
| 5T0001H041620T | 2.0 | 1/2"x16 | 10 | 120 |
| 5T0001H042020T | 2.0 | 1/2"x20 | 10 | 100 |
| 5T0001H042525T | 2.5 | 1/2"x25 | 5 | - |
| 5T0001H042630T | 3.0 | 1/2"x26 | 5 | 50 |
| 5T0001H051620T | 2.0 | 3/4"x16 | 10 | 90 |
| 5T0001H052020T | 2.0 | 3/4"x20 | 10 | 80 |
| 5T0001H052525T | 2.5 | 3/4"x25 | 5 | - |
| 5T0001H052630T | 3.0 | 3/4"x26 | 5 | 50 |
| 5T0001H102525T | 2.5 | 1/2"x25 | 5 | - |
| 5T0001H102630T | 3.0 | 1"x26 | 5 | 40 |
| 5T0001H103230T | 3.0 | 1"x32 | 5 | 30 |
| 5T0001H124035T | 3.5 | 1"1/4x40 | - | 20 |
| 5T0001H145040T | 4.0 | 1"1/2x50 | - | 20 |
| 5T0001H206345T | 4.5 | 2"x63 | - | 8 |

5T00.02 FEMALE STRAIGHT FITTING



| CODE | + | Ø | ◇ | □ |
|----------------|-----|----------|----|-----|
| 5T0002H041620T | 2.0 | 1/2"x16 | 10 | 100 |
| 5T0002H042020T | 2.0 | 1/2"x20 | 10 | 80 |
| 5T0002H042525T | 2.5 | 1/2"x25 | 5 | - |
| 5T0002H042630T | 3.0 | 1/2"x26 | 5 | 50 |
| 5T0002H051620T | 2.0 | 3/4"x16 | 10 | 50 |
| 5T0002H052020T | 2.0 | 3/4"x20 | 10 | 50 |
| 5T0002H052525T | 2.5 | 3/4"x25 | 5 | - |
| 5T0002H052630T | 3.0 | 3/4"x26 | 5 | 40 |
| 5T0002H102525T | 2.5 | 1"x25 | 5 | - |
| 5T0002H102630T | 3.0 | 1"x26 | 5 | 40 |
| 5T0002H103230T | 3.0 | 1"x32 | 5 | 30 |
| 5T0002H124035T | 3.5 | 1"1/4x40 | - | 20 |
| 5T0002H145040T | 4.0 | 1"1/2x50 | - | 10 |

5T00.03 REDUCED STRAIGHT FITTING



| CODE | + | Ø | ◇ | □ |
|----------------|----------|-------|----|-----|
| 5T0003H595600T | 2.25/2.0 | 16x16 | - | - |
| 5T0003H665600T | 2.0/2.0 | 20x16 | 10 | 100 |
| 5T0003H676600T | 2.5/2.0 | 20x20 | - | - |
| 5T0003H696600T | 2.25/2.0 | 20x20 | - | - |
| 5T0003H745600T | 2.5/2.0 | 25x16 | 5 | - |
| 5T0003H746600T | 2.5/2.0 | 25x20 | 5 | - |
| 5T0003H777400T | 3.0x2.5 | 26x25 | - | - |
| 5T0003H775600T | 3.0/2.0 | 26x16 | 5 | 40 |
| 5T0003H776600T | 3.0/2.0 | 26x20 | 5 | 40 |
| 5T0003H806600T | 3.0/2.0 | 32x20 | 5 | 30 |
| 5T0003H807400T | 3.0/2.5 | 32x25 | - | - |
| 5T0003H807700T | 3.0/3.0 | 32x26 | 5 | 30 |
| 5T0003H837700T | 3.5/3.0 | 40x26 | - | 20 |
| 5T0003H838000T | 3.5/3.0 | 40x32 | - | 20 |
| 5T0003H878000T | 4.0/3.0 | 50x32 | - | 14 |
| 5T0003H878300T | 4.0/3.5 | 50x40 | - | 10 |
| 5T0003H918300T | 4.5/3.5 | 63x40 | - | 7 |
| 5T0003H918700T | 4.5/4.0 | 63x50 | - | 6 |

5T00.07 STRAIGHT FITTING ADAPTER FOR COPPER AND STEEL PIPE



| CODE | + | Ø | ◇ | □ |
|----------------|-----|-------|----|-----|
| 5T0007H162025T | 2.0 | 16x15 | 10 | 150 |
| 5T0007H202031T | 2.0 | 20x22 | 10 | 80 |
| 5T0007H252231T | 2.5 | 25x22 | 5 | - |
| 5T0007H262231T | 3.0 | 20x22 | 5 | 50 |
| 5T0007H322833T | 3.0 | 32x28 | - | - |

SAFE_PRESS LINE 5T00

5T00.10 TEE



| CODE | + | Ø | ◇ | □ |
|----------------|-----|----------|----|----|
| 5T0010H162000T | 2.0 | 16x16x16 | 10 | 50 |
| 5T0010H202000T | 2.0 | 20x20x20 | 10 | 40 |
| 5T0010H252500T | 2.5 | 25x25x25 | 5 | - |
| 5T0010H263000T | 3.0 | 26x26x26 | 5 | 20 |
| 5T0010H323000T | 3.0 | 32x32x32 | 5 | 10 |
| 5T0010H403500T | 3.5 | 40x40x40 | - | 6 |
| 5T0010H504000T | 4.0 | 50x50x50 | - | 4 |
| 5T0010H634500T | 4.5 | 63x63x63 | - | - |

5T00.11 MALE TEE



| CODE | + | Ø | ◇ | □ |
|----------------|-----|------------|----|----|
| 5T0011H041620T | 2.0 | 16x1/2"x16 | 10 | 60 |
| 5T0011H042020T | 2.0 | 20x1/2"x20 | 10 | 40 |
| 5T0011H042525T | 2.5 | 25x1/2"x25 | 5 | - |
| 5T0011H042630T | 3.0 | 26x1/2"x26 | 5 | 25 |
| 5T0011H052020T | 2.0 | 20x3/4"x20 | 10 | 30 |
| 5T0011H052525T | 2.5 | 25x3/4"x25 | 5 | - |
| 5T0011H052630T | 3.0 | 26x3/4"x26 | 5 | 25 |
| 5T0011H102525T | 2.5 | 25x1"x25 | 5 | - |
| 5T0011H102630T | 3.0 | 26x1"x26 | 5 | 20 |
| 5T0011H103230T | 3.0 | 32x1"x32 | 5 | 10 |

5T00.12 FEMALE TEE



| CODE | + | Ø | ◇ | □ |
|----------------|-----|-------------|----|----|
| 5T0012H041620T | 2.0 | 16x1/2"x16 | 10 | 50 |
| 5T0012H042020T | 2.0 | 20x1/2"x20 | 10 | 40 |
| 5T0012H042525T | 2.5 | 25x1/2"x25 | 5 | - |
| 5T0012H042630T | 3.0 | 26x1/2"x26 | 5 | 30 |
| 5T0012H052020T | 2.0 | 20x3/4"x20 | 10 | 30 |
| 5T0012H052525T | 2.5 | 25x3/4"x25 | 5 | 20 |
| 5T0012H052630T | 3.0 | 26x3/4"x26 | 5 | 25 |
| 5T0012H102630T | 3.0 | 26x1"x26 | 5 | 20 |
| 5T0012H103230T | 3.0 | 32x1"x32 | 5 | 10 |
| 5T0012H124035T | 3.5 | 40x1"1/4x40 | - | 8 |
| 5T0012H145040T | 4.0 | 50x1"1/2x50 | - | 4 |
| 5T0012H106345T | 4.5 | 63x1"x63 | - | 3 |
| 5T0012H206345T | 4.5 | 63x2"x63 | - | 2 |

SAFE_PRESS LINE 5T00



5T00.13
REDUCED TEE

| CODE | + | Ø | ◇ | □ |
|-----------------|-------------|----------|----|----|
| 5T0013H566656T | 2.0/2.0/2.0 | 16x20x16 | 10 | 40 |
| 5T0013H567456T | 2.0/2.5/2.0 | 16x25x16 | 10 | - |
| 5T0013H6665656T | 2.0/2.0/2.0 | 20x16x16 | 10 | 40 |
| 5T0013H6666666T | 2.0/2.0/2.0 | 20x16x20 | 10 | 40 |
| 5T0013H666656T | 2.0/2.0/2.0 | 20x20x16 | 10 | 40 |
| 5T0013H667456T | 2.0/2.5/2.0 | 20x25x16 | 10 | - |
| 5T0013H667466T | 2.0/2.5/2.0 | 20x25x20 | 5 | - |
| 5T0013H667766T | 2.0/2.0/2.0 | 20x26x20 | 5 | 20 |
| 5T0013H745656T | 2.5/2.0/2.0 | 25x16x16 | 5 | - |
| 5T0013H745666T | 2.5/2.0/2.0 | 25x16x20 | 5 | - |
| 5T0013H745674T | 2.5/2.0/2.5 | 25x16x25 | 5 | - |
| 5T0013H746666T | 2.5/2.0/2.0 | 25x20x20 | 5 | - |
| 5T0013H746674T | 2.5/2.0/2.5 | 25x20x25 | 5 | - |
| 5T0013H747456T | 2.5/2.5/2.0 | 25x25x16 | 5 | - |
| 5T0013H747466T | 2.5/2.5/2.0 | 25x25x20 | 5 | - |
| 5T0013H775656T | 3.0/2.0/2.0 | 26x16x16 | 5 | 20 |
| 5T0013H775666T | 3.0/2.0/2.0 | 26x16x20 | 5 | 20 |
| 5T0013H775677T | 3.0/2.0/3.0 | 26x16x26 | 5 | 20 |
| 5T0013H776666T | 3.0/2.0/2.0 | 26x20x20 | 5 | 20 |
| 5T0013H776677T | 3.0/2.0/3.0 | 26x20x26 | 5 | 20 |
| 5T0013H777756T | 3.0/3.0/2.0 | 26x26x16 | 5 | 20 |
| 5T0013H777766T | 3.0/3.0/2.0 | 26x26x20 | 5 | 20 |
| 5T0013H778077T | 3.0/3.0/3.0 | 26x32x26 | 5 | 15 |
| 5T0013H805680T | 3.0/2.0/3.0 | 32x16x32 | 5 | 10 |
| 5T0013H806666T | 3.0/2.0/2.0 | 32x20x20 | 5 | 15 |
| 5T0013H806677T | 3.0/2.0/3.0 | 32x20x26 | 5 | 15 |
| 5T0013H806680T | 3.0/2.0/3.0 | 32x20x32 | 5 | 10 |
| 5T0013H807777T | 3.0/3.0/3.0 | 32x26x26 | 5 | 10 |
| 5T0013H807780T | 3.0/3.0/3.0 | 32x26x32 | 5 | 10 |
| 5T0013H808066T | 3.0/3.0/2.0 | 32x32x20 | 5 | 10 |
| 5T0013H808077T | 3.0/3.0/3.0 | 32x32x26 | 5 | 10 |
| 5T0013H837780T | 3.5/3.0/3.0 | 40x26x32 | - | 8 |
| 5T0013H837783T | 3.5/3.0/3.5 | 40x26x40 | - | 6 |



5T00.13
REDUCED TEE

| CODE | + | Ø | ◇ | □ |
|----------------|-------------|----------|---|---|
| 5T0013H838080T | 3.5/3.0/3.0 | 40x32x32 | - | 8 |
| 5T0013H838083T | 3.5/3.0/3.5 | 40x32x40 | - | 6 |
| 5T0013H877787T | 4.0/3.0/4.0 | 50x26x50 | - | 4 |
| 5T0013H878087T | 4.0/3.0/4.0 | 50x32x50 | - | 4 |
| 5T0013H878387T | 4.0/3.5/4.0 | 50x40x50 | - | 4 |
| 5T0013H918391T | 4.5/3.5/4.5 | 63x40x63 | - | 2 |



5T00.96
FEMALE WALL TEE

| CODE | + | Ø |
|----------------|-----|------------|
| 5T0096H041620T | 2.0 | 16x1/2"x16 |
| 5T0096H042020T | 2.0 | 20x1/2"x20 |

5T00.20
DOUBLE ELBOW



| CODE | + | Ø | ◇ | □ |
|----------------|-----|-------|----|-----|
| 5T0020H162000T | 2.0 | 16x16 | 10 | 100 |
| 5T0020H202000T | 2.0 | 20x20 | 10 | 60 |
| 5T0020H252500T | 2.5 | 25x25 | 5 | - |
| 5T0020H263000T | 3.0 | 26x26 | 5 | 30 |
| 5T0020H323000T | 3.0 | 32x32 | 5 | 20 |
| 5T0020H403500T | 3.5 | 40x40 | - | 10 |
| 5T0020H504000T | 4.0 | 50x50 | - | 6 |
| 5T0020H634500T | 4.5 | 63x63 | - | 3 |

SAFE_PRESS LINE 5T00

5T00.21 MALE ELBOW



| CODE | + | Ø | ◇ | □ |
|----------------|-----|----------|----|-----|
| 5T0021H041620T | 2.0 | 1/2"x16 | 10 | 100 |
| 5T0021H042020T | 2.0 | 1/2"x20 | 10 | 60 |
| 5T0021H051620T | 2.0 | 3/4"x16 | - | - |
| 5T0021H052020T | 2.0 | 3/4"x20 | 10 | 60 |
| 5T0021H052525T | 2.5 | 3/4"x25 | 5 | - |
| 5T0021H052630T | 3.0 | 3/4"x26 | 5 | 40 |
| 5T0021H102525T | 2.5 | 1"x25 | 5 | - |
| 5T0021H102630T | 3.0 | 1"x26 | 5 | 25 |
| 5T0021H103230T | 3.0 | 1"x32 | 5 | 20 |
| 5T0021H124035T | 3.5 | 1"1/4x40 | - | 12 |
| 5T0021H145040T | 4.0 | 1"1/2x50 | - | 8 |
| 5T0021H206345T | 4.5 | 2"x63 | - | 4 |

5T00.22 FEMALE ELBOW



| CODE | + | Ø | ◇ | □ |
|----------------|-----|----------|----|----|
| 5T0022H041620T | 2.0 | 1/2"x16 | 10 | 80 |
| 5T0022H042020T | 2.0 | 1/2"x20 | 10 | 60 |
| 5T0022H042525T | 2.5 | 1/2"x25 | 5 | - |
| 5T0022H042630T | 3.0 | 1/2"x26 | 5 | 30 |
| 5T0022H051620T | 2.0 | 3/4"x16 | - | - |
| 5T0022H052020T | 2.0 | 3/4"x20 | 10 | 50 |
| 5T0022H052525T | 2.5 | 3/4"x25 | 5 | - |
| 5T0022H052630T | 3.0 | 3/4"x26 | 5 | 30 |
| 5T0022H102525T | 2.5 | 1"x25 | 5 | - |
| 5T0022H102630T | 3.0 | 1"x26 | 5 | 25 |
| 5T0022H103230T | 3.0 | 1"x32 | 5 | 25 |
| 5T0022H124035T | 3.5 | 1"1/4x40 | - | 12 |
| 5T0022H145040T | 4.0 | 1"1/2x50 | - | 8 |
| 5T0022H206345T | 4.5 | 2"x63 | - | 4 |

5T00.23 WALLPLATE ELBOW WITH 3 HOLES



| CODE | + | Ø | ◇ | □ |
|----------------|-----|--------------|----|----|
| 5T0023H041620T | 2.0 | 1/2"x16 H=47 | 10 | 50 |
| 5T0023H041635T | 2.0 | 1/2"x16 H=35 | 10 | 50 |
| 5T0023H042020T | 2.0 | 1/2"x20 H=49 | 10 | 40 |
| 5T0023H052020T | 2.0 | 3/4"x20 H=52 | 10 | 30 |
| 5T0023H052525T | 2.5 | 3/4"x25 H=52 | 5 | - |
| 5T0023H052630T | 3.0 | 3/4"x26 H=52 | 5 | 25 |

5T00.29 REDUCED ELBOW



| CODE | + | Ø | ◇ | □ |
|----------------|-----|-------|----|----|
| 5T0029H665600T | 2.0 | 20x16 | 10 | 60 |

AC00.80 WALL FIXING BRACKET AND SCREWS 7.5°/15°



| CODE | + | □ |
|----------------|--------|----|
| AC0080H75B506H | 1.5 mm | 12 |
| AC0080H75B5P6H | 2.5 mm | 12 |

5T00.34 DOUBLE WALLPLATE ELBOW WITH 3 HOLES



| CODE | + | Ø | ◇ | □ |
|----------------|-----|------------|---|----|
| 5T0034H160416T | 2.0 | 16x1/2"x16 | 5 | 15 |
| 5T0034H200420T | 2.0 | 20x1/2"x20 | 5 | 15 |

5T00.34.D DOUBLE WALLPLATE ELBOW IN BRONZE WITH 3 HOLES



| CODE | + | Ø | ◇ |
|----------------|-----|------------|---|
| 5T0034D041620T | 2.0 | 16x1/2"x16 | 5 |
| 5T0034D042020T | 2.0 | 20x1/2"x20 | 5 |

5T00.30 RADIATOR END CONNECTION FOR COPPER PIPE Ø 15



| CODE | + | Ø | ◇ | □ |
|----------------|-----|-------------|----|----|
| 5T0030N161500T | 2.0 | 16x15 H 50 | 10 | 70 |
| 5T0030N161501T | 2.0 | 16x15 H 150 | 5 | 40 |
| 5T0030N161502T | 2.0 | 16x15 H 300 | 2 | 40 |

5T00.74 IN-WALL SHUT VALVE



| CODE | + | Ø | ◇ | □ |
|----------------|-----|-------|---|----|
| 5T0074H162000T | 2.0 | 16x16 | 6 | 12 |
| 5T0074H202000T | 2.0 | 20x20 | 6 | 12 |

6R00.76 COMPLETE SHUT FOR IN-WALL TAP



| CODE |
|----------------|
| 6R0076H042219H |

5S00.43 EXTENSION FOR IN-WALL BALL-VALVE



| CODE | □ |
|----------------|-----|
| 5S0043H221900H | 100 |

SAFE_PRESS LINE 5T00



5S00.84
PLATE AND LEVER FOR BUILT-IN VALVE

CODE

5S0084C081602H



5S00.84 BLU
PLATE AND RED HANDLE FOR BUILT-IN VALVE

CODE

5S0084C0816B1H



5S00.84 ROSSO
PLATE AND RED HANDLE FOR BUILT-IN VALVE

CODE

5S0084C0816R1H



5W00.84
SET CAP/ROSETTE

CODE

5W0084C081600H



50



5T00.85
STRAIGHT FITTING ADAPTER FOR COPPER COMPRESSION PIPE

CODE

5T0085H161200T 2.0 16x12 10 120

5T0085H161500T 2.0 16x15 10 120

5T0085H162200T 2.0 16x22 - -

5T0085H201500T 2.0 20x15 - -

5T0085H202200T 2.0 20x22 10 50

5T0085H262200T 3.0 26x22 5 40



5T00.C1
CAP

CODE

5T00C1H162000T 2.0 16 10 100

5T00C1H202000T 2.0 20 10 100

5T00C1H252500T 2.5 25 5 -

5T00C1H263000T 3.0 26 5 70



5T00.C6
BRACKET AND END FITTINGS

CODE

5T00C6H045656T 2.0 1/2"x16 12

5T00C6H046666T 2.0 1/2"x20 12



5T00.C7
STRAIGHT FITTING WITH LOOSE NUT AND FLAT WASHER

CODE

5T00C7H041620T 2.0 1/2"x16 10 100

5T00C7H042020T 2.0 1/2"x20 10 100

5T00C7H051620T* 2.0 3/4"x16 10 100

5T00C7H052020T* 2.0 3/4"x20 10 60

5T00C7H052630T* 3.0 3/4"x26 5 60

5T00C7H102630T 3.0 1/2"x26 5 60

5T00C7H123230T 3.0 1"1/4x32 5 25



5T00.G3
ELBOW WITH LOOSE NUT

CODE

5T00G3H041620T 2.0 1/2"x16 10 80

5T00G3H042020T 2.0 1/2"x20 10 60

5T00G3H052020T* 2.0 3/4"x20 10 50

5T00G3H052630T* 3.0 3/4"x26 5 30



5T00.I5
STRAIGHT FITTING WITH LOOSE NUT AND CONICAL CONNECTION

CODE

5T00I5H041620T 2.0 1/2"x16 10 100

5T00I5H042020T 2.0 1/2"x20 10 100

5T00I5H051620T 2.0 3/4"EK.x16 10 100

5T00I5H052020T 2.0 3/4"EK.x20 10 80



5T00.I5.N
NICKEL PLATED STRAIGHT FITTING WITH LOOSE NUT AND CONICAL CONNECTION

CODE

5T00I5N041620T 2.0 1/2"x16 10 100

5T00I5N042020T 2.0 1/2"x20 10 100

5T00I5N051620T 2.0 3/4"EK.x16 10 100

5T00I5N052020T 2.0 3/4"EK.x20 10 80



5T00.K4
45° ELBOW

CODE

5T00K4H263000T 3.0 26x26 5 30

5T00K4H323000T 3.0 32x32 5 15



5T00.K7
BRACKET AND END FITTINGS

CODE

5T00K7H045656T 2.0 1/2"x16 10

5T00K7H046666T 2.0 1/2"x20 8

SAFE_PRESS LINE 5T00



5T00.N2
STRAIGHT FITTING ADAPTER
FOR PRESSING COPPER PIPE

| CODE | + | Ø | ◇ | □ |
|----------------|-----|-------|----|-----|
| 5T00N2R16120MT | 2.0 | 12-16 | 10 | 150 |
| 5T00N2R16150MT | 2.0 | 15-16 | 10 | 100 |
| 5T00N2R20150MT | 2.0 | 15-20 | 10 | 100 |
| 5T00N2R201500T | 2.0 | 15-20 | 10 | 100 |
| 5T00N2R202200T | 2.0 | 22-20 | 10 | 60 |
| 5T00N2R20220MT | 2.0 | 22-20 | 10 | 60 |
| 5T00N2R26220MT | 3.0 | 22-26 | 5 | 50 |



5T00.A5
PRESS ADAPTER ELBOW -
COPPER

| CODE | + | Ø | ◇ | □ |
|----------------|-----|-------|----|----|
| 5T00A5H162012T | 2.0 | 16x12 | - | - |
| 5T00A5H162015T | 2.0 | 20x15 | 10 | 60 |
| 5T00A5H202022T | 2.0 | 20x22 | - | - |



5T00.27
FEMALE ELBOW 96°

| CODE | + | Ø |
|----------------|-----|---------|
| 5T0027H041620T | 2.0 | 1/2"x16 |



5T00.43
REPAIRING FITTING

| CODE | Ø |
|----------------|--------|
| 5T0043H162000T | 16x2.0 |
| 5T0043H202000T | 20x2.0 |



AC00.90 NERA
BOX FOR ELBOW

| CODE | Ø | □ |
|----------------|--------|-----|
| AC0090H161001H | unique | 250 |



5T00.E5
BY-PASS TEE

| CODE | + | Ø | ◇ | □ |
|----------------|-----|----------|---|----|
| 5T00E5H161616T | 2.0 | 16x16x16 | 2 | 12 |
| 5T00E5H201620T | 2.0 | 20x16x20 | 2 | 10 |
| 5T00E5H202020T | 2.0 | 20x20x20 | 2 | 10 |



AC00.70
INSULATION BOX FOR 5T00.E5

| CODE | Ø |
|----------------|------------|
| AC0070H5T00E5H | 124x124x55 |

URANO LINE 5S00

5S00.00 DOUBLE STRAIGHT FITTING



| CODE | + | Ø | ◇ | □ |
|----------------|------|-------|----|-----|
| 5S0000H142000T | 2.0 | 14x14 | 10 | 100 |
| 5S0000H162000T | 2.0 | 16x16 | 10 | 100 |
| 5S0000H182000T | 2.0 | 18x18 | 10 | 100 |
| 5S0000H202000T | 2.0 | 20x20 | 10 | 90 |
| 5S0000H202200T | 2.25 | 20x20 | 10 | 90 |
| 5S0000H252500T | 2.5 | 25x25 | 5 | 40 |
| 5S0000H263000T | 3.0 | 26x26 | 5 | 40 |
| 5S0000H323000T | 3.0 | 32x32 | 5 | 25 |
| 5S0000H403500T | 3.5 | 40x40 | - | 14 |
| 5S0000H504000T | 4.0 | 50x50 | - | 15 |
| 5S0000H634500T | 4.5 | 63x63 | - | 4 |

5S00.01 MALE STRAIGHT FITTING



| CODE | + | Ø | ◇ | □ |
|----------------|------|-----------|----|-----|
| 5S0001H031620T | 2.0 | 3/8"x16 | 10 | 120 |
| 5S0001H041620T | 2.0 | 1/2"x16 | 10 | 120 |
| 5S0001H041820T | 2.0 | 1/2"x18 | 10 | 100 |
| 5S0001H042020T | 2.0 | 1/2"x20 | 10 | 100 |
| 5S0001H042022T | 2.25 | 1/2"x20 | 10 | 100 |
| 5S0001H042525T | 2.5 | 1/2"x25 | 5 | 50 |
| 5S0001H042630T | 3.0 | 1/2"x26 | 5 | 50 |
| 5S0001H051620T | 2.0 | 3/4"x16 | 10 | 90 |
| 5S0001H051820T | 2.0 | 3/4"x18 | 10 | 80 |
| 5S0001H052020T | 2.0 | 3/4"x20 | 10 | 80 |
| 5S0001H052022T | 2.25 | 3/4"x20 | 10 | 80 |
| 5S0001H052525T | 2.5 | 3/4"x25 | 5 | 50 |
| 5S0001H052630T | 3.0 | 3/4"x26 | 5 | 50 |
| 5S0001H102525T | 2.5 | 1"x25 | 5 | 40 |
| 5S0001H102630T | 3.0 | 1"x26 | 5 | 40 |
| 5S0001H103230T | 3.0 | 1"x32 | 5 | 40 |
| 5S0001H124035T | 3.5 | 1 1/4"x40 | - | 20 |
| 5S0001H145040T | 4.0 | 1 1/2"x50 | - | 20 |
| 5S0001H206345T | 4.5 | 2"x63 | - | 8 |

5S00.02 FEMALE STRAIGHT FITTING



| CODE | + | Ø | ◇ | □ |
|----------------|------|-----------|----|-----|
| 5S0002H041620T | 2.0 | 1/2"x16 | 10 | 100 |
| 5S0002H041820T | 2.0 | 1/2"x18 | 10 | 80 |
| 5S0002H042020T | 2.0 | 1/2"x20 | 10 | 80 |
| 5S0002H042022T | 2.25 | 1/2"x20 | 10 | 80 |
| 5S0002H042525T | 2.5 | 1/2"x25 | 5 | 50 |
| 5S0002H042630T | 3.0 | 1/2"x26 | 5 | 50 |
| 5S0002H051620T | 2.0 | 3/4"x16 | 10 | 50 |
| 5S0002H051820T | 2.0 | 3/4"x18 | 10 | 50 |
| 5S0002H052020T | 2.0 | 3/4"x20 | 10 | 50 |
| 5S0002H052022T | 2.25 | 3/4"x20 | 10 | 50 |
| 5S0002H052525T | 2.5 | 3/4"x25 | 5 | 40 |
| 5S0002H052630T | 3.0 | 3/4"x26 | 5 | 40 |
| 5S0002H102525T | 2.5 | 1"x25 | 5 | 40 |
| 5S0002H102630T | 3.0 | 1"x26 | 5 | 40 |
| 5S0002H103230T | 3.0 | 1"x32 | 5 | 30 |
| 5S0002H124035T | 3.5 | 1 1/4"x40 | - | 14 |
| 5S0002H145040T | 4.0 | 1 1/2"x50 | - | 10 |

URANO LINE 5S00

5S00.03

REDUCED STRAIGHT FITTING



| CODE | + | Ø | ◇ | □ |
|----------------|----------|-------|----|-----|
| 5S0003H625600T | 2.0/2.0 | 18x16 | 10 | 100 |
| 5S0003H665100T | 2.0/2.0 | 20x14 | 10 | 100 |
| 5S0003H665600T | 2.0/2.0 | 20x16 | 10 | 100 |
| 5S0003H666200T | 2.0/2.0 | 20x18 | 10 | 100 |
| 5S0003H695100T | 2.25/2.0 | 20x14 | - | 100 |
| 5S0003H695600T | 2.25/2.0 | 20x16 | 10 | 80 |
| 5S0003H696200T | 2.25/2.0 | 20x18 | 10 | 80 |
| 5S0003H745600T | 2.5/2.0 | 25x16 | 5 | 40 |
| 5S0003H746600T | 2.5/2.0 | 25x20 | 5 | 40 |
| 5S0003H746900T | 2.5/2.25 | 25x20 | 5 | 40 |
| 5S0003H775600T | 3.0/2.0 | 26x16 | 5 | 40 |
| 5S0003H776600T | 3.0/2.0 | 26x20 | 5 | 40 |
| 5S0003H776900T | 3.0/2.25 | 26x20 | 5 | 40 |
| 5S0003H806600T | 3.0/2.0 | 32x20 | 5 | 30 |
| 5S0003H806900T | 3.0/2.25 | 32x20 | 5 | 30 |
| 5S0003H807400T | 3.0/2.5 | 32x25 | 5 | 30 |
| 5S0003H807700T | 3.0/3.0 | 32x26 | 5 | 30 |
| 5S0003H837400T | 3.5/2.5 | 40x25 | - | 20 |
| 5S0003H837700T | 3.5/3.0 | 40x26 | - | 20 |
| 5S0003H838000T | 3.5/3.0 | 40x32 | - | 20 |
| 5S0003H878000T | 4.0/3.0 | 50x32 | - | 14 |
| 5S0003H878300T | 4.0/3.5 | 50x40 | - | 10 |
| 5S0003H918300T | 4.5/3.5 | 63x40 | - | 7 |
| 5S0003H918700T | 4.5/4.0 | 63x50 | - | 6 |

5S00.07

STRAIGHT FITTING ADAPTER FOR COPPER PIPE



| CODE | + | Ø | ◇ | □ |
|----------------|------|-------|----|-----|
| 5S0007H162025T | 2.0 | 15-16 | 10 | 150 |
| 5S0007H202031T | 2.0 | 22-20 | 10 | 80 |
| 5S0007H202231T | 2.25 | 22-20 | 10 | 80 |
| 5S0007H262231T | 3.0 | 22-26 | 5 | 50 |

5S00.N2

STRAIGHT FITTING ADAPTER FOR PRESSING COPPER PIPE



| CODE | + | Ø | ◇ | □ |
|-----------------|------|-------|----|-----|
| 5S00N2R161500T | 2.0 | 16-15 | 10 | 120 |
| 5S00N2R161500MT | 2.0 | 15-16 | 10 | 120 |
| 5S00N2R201500T | 2.0 | 15-20 | 10 | - |
| 5S00N2R201500MT | 2.0 | 15-20 | 10 | 100 |
| 5S00N2R20151MT | 2.0 | 20 | 10 | 100 |
| 5S00N2R202200T | 2.0 | 22-20 | 10 | 60 |
| 5S00N2R20221MT | 2.25 | 20 | 10 | 60 |
| 5S00N2R20220MT | 2.0 | 22-20 | 10 | 60 |
| 5S00N2R26220MT | 3.0 | 22-26 | 5 | 50 |
| 5S00N2R25220MT | 2.25 | 25 | 5 | 50 |

5S00.85

STRAIGHT FITTING ADAPTER FOR COPPER COMPRESSION PIPE



| CODE | + | Ø | ◇ | □ |
|----------------|------|-------|----|-----|
| 5S0085H161200T | 2.0 | 12-16 | 10 | 120 |
| 5S0085H161500T | 2.0 | 15-16 | 10 | 100 |
| 5S0085H202200T | 2.0 | 22-20 | 10 | 50 |
| 5S0085H202201T | 2.25 | 22-20 | 10 | 50 |
| 5S0085H252200T | 2.5 | 22-25 | 5 | 50 |
| 5S0085H262200T | 3.0 | 22-26 | 5 | 50 |

5S00.10

TEE



| CODE | + | Ø | ◇ | □ |
|----------------|------|----------|----|----|
| 5S0010H162000T | 2.0 | 16x16x16 | 10 | 50 |
| 5S0010H182000T | 2.0 | 18x18x18 | 10 | 40 |
| 5S0010H202000T | 2.0 | 20x20x20 | 10 | 40 |
| 5S0010H202200T | 2.25 | 20x20x20 | 10 | 40 |
| 5S0010H252500T | 2.5 | 25x25x25 | 5 | 20 |
| 5S0010H263000T | 3.0 | 26x26x26 | 5 | 20 |
| 5S0010H323000T | 3.0 | 32x32x32 | 5 | 10 |
| 5S0010H403500T | 3.5 | 40x40x40 | - | 6 |
| 5S0010H504000T | 4.0 | 50x50x50 | - | 4 |
| 5S0010H634500T | 4.5 | 63x63x63 | - | - |

5S00.11

MALE TEE



| CODE | + | Ø | ◇ | □ |
|----------------|------|------------|----|----|
| 5S0011H041620T | 2.0 | 16x1/2"x16 | 10 | 60 |
| 5S0011H041820T | 2.0 | 18x1/2"x18 | 10 | 40 |
| 5S0011H042020T | 2.0 | 20x1/2"x20 | 10 | 40 |
| 5S0011H042022T | 2.25 | 20x1/2"x20 | 10 | 40 |
| 5S0011H051820T | 2.0 | 18x3/4"x18 | 10 | 30 |
| 5S0011H052020T | 2.0 | 20x3/4"x20 | 10 | 30 |
| 5S0011H052022T | 2.25 | 20x3/4"x20 | 10 | 30 |
| 5S0011H052525T | 2.5 | 25x3/4"x25 | 5 | 25 |
| 5S0011H052630T | 3.0 | 26x3/4"x26 | 5 | 25 |
| 5S0011H102630T | 3.0 | 26x1"x26 | 5 | 20 |
| 5S0011H103230T | 3.0 | 32x1"x32 | 5 | 10 |

URANO LINE 5S00

5S00.12 FEMALE TEE



| CODE | + | Ø | ◇ | □ |
|----------------|------|--------------|----|----|
| 5S0012H041620T | 2.0 | 16x1/2"x16 | 10 | 50 |
| 5S0012H041820T | 2.0 | 18x1/2"x18 | 10 | 40 |
| 5S0012H042020T | 2.0 | 20x1/2"x20 | 10 | 40 |
| 5S0012H042022T | 2.25 | 20x1/2"x20 | 10 | 40 |
| 5S0012H042525T | 2.5 | 25x1/2"x25 | 5 | 30 |
| 5S0012H042630T | 3.0 | 26x1/2"x26 | 5 | 30 |
| 5S0012H051820T | 2.0 | 18x3/4"x18 | 10 | 30 |
| 5S0012H052020T | 2.0 | 20x3/4"x20 | 10 | 30 |
| 5S0012H052022T | 2.25 | 20x3/4"x20 | 10 | 30 |
| 5S0012H052525T | 2.5 | 25x3/4"x25 | 5 | 25 |
| 5S0012H052630T | 3.0 | 26x3/4"x26 | 5 | 25 |
| 5S0012H102525T | 2.5 | 25x1"x25 | 5 | 20 |
| 5S0012H102630T | 3.0 | 26x1"x26 | 5 | 20 |
| 5S0012H103230T | 3.0 | 32x1"x32 | 5 | 10 |
| 5S0012H124035T | 3.5 | 40x1 1/4"x40 | - | 8 |
| 5S0012H145040T | 4.0 | 50x1 1/2"x50 | - | 4 |
| 5S0012H106345T | 4.5 | 63x1"x63 | - | 3 |
| 5S0012H206345T | 4.5 | 63x2"x63 | - | 2 |

5S00.13 REDUCED TEE



| CODE | + | Ø | ◇ | □ |
|-----------------|---------------|----------|----|----|
| 5S0013H566656T | 2.0/2.0/2.0 | 16x20x16 | 10 | 40 |
| 5S0013H566956T | 2.0/2.25/2.0 | 16x20x16 | 10 | 40 |
| 5S0013H625656T | 2.0/2.0/2.0 | 18x16x16 | 10 | 40 |
| 5S0013H625662T | 2.0/2.0/2.0 | 18x16x18 | 10 | 40 |
| 5S0013H665166T | 2.0/2.0/2.0 | 20x14x20 | 10 | 40 |
| 5S0013H665656T | 2.0/2.0/2.0 | 20x16x16 | 10 | 40 |
| 5S0013H665666T | 2.0/2.0/2.0 | 20x16x20 | 10 | 40 |
| 5S0013H666262T | 2.0/2.0/2.0 | 20x18x18 | 10 | 40 |
| 5S0013H666266T | 2.0/2.0/2.0 | 20x18x20 | 10 | 40 |
| 5S0013H666656T | 2.0/2.0/2.0 | 20x20x16 | 10 | 40 |
| 5S0013H6667466T | 2.0/2.0/2.0 | 20x25x20 | 5 | 20 |
| 5S0013H667766T | 2.0/2.0/2.0 | 20x26x20 | 5 | 20 |
| 5S0013H695169T | 2.25/2.0/2.25 | 20x14x20 | 10 | 40 |
| 5S0013H695656T | 2.25/2.0/2.0 | 20x16x16 | 10 | 40 |
| 5S0013H695669T | 2.25/2.0/2.25 | 20x16x20 | 10 | 40 |
| 5S0013H696262T | 2.25/2.0/2.0 | 20x18x18 | 10 | 40 |
| 5S0013H696269T | 2.25/2.0/2.25 | 20x18x20 | 10 | 40 |
| 5S0013H696956T | 2.25/2.25/2.0 | 20x20x16 | 10 | 40 |
| 5S0013H697469T | 2.25/2.5/2.25 | 20x25x20 | 5 | 20 |
| 5S0013H697769T | 2.25/3.0/2.25 | 20x26x20 | 5 | 20 |
| 5S0013H745656T | 2.5/2.0/2.0 | 25x16x16 | 5 | 20 |
| 5S0013H745666T | 2.5/2.0/2.0 | 25x16x20 | 5 | 20 |
| 5S0013H745669T | 2.5/2.0/2.25 | 25x16x20 | 5 | 20 |
| 5S0013H745674T | 2.5/2.0/2.5 | 25x16x25 | 5 | 20 |
| 5S0013H746274T | 2.5/2.0/2.5 | 25x18x25 | 5 | 20 |
| 5S0013H746666T | 2.5/2.0/2.0 | 25x20x20 | 5 | 20 |
| 5S0013H746674T | 2.5/2.0/2.5 | 25x20x25 | 5 | 20 |
| 5S0013H746969T | 2.5/2.25/2.25 | 25x20x20 | 5 | 20 |
| 5S0013H746974T | 2.5/2.25/2.5 | 25x20x25 | 5 | 20 |
| 5S0013H747456T | 2.5/2.5/2.0 | 25x25x16 | 5 | 20 |
| 5S0013H747466T | 2.5/2.5/2.0 | 25x25x20 | 5 | 20 |
| 5S0013H747469T | 2.5/2.5/2.25 | 25x25x20 | 5 | 20 |
| 5S0013H748074T | 2.5/3.0/2.5 | 25x32x25 | 5 | 15 |

URANO LINE 5S00

5S00.13 REDUCED TEE



| CODE | + | Ø | ◇ | □ |
|----------------|---------------|----------|---|----|
| 5S0013H775656T | 3.0/2.0/2.0 | 26x16x16 | 5 | 20 |
| 5S0013H775666T | 3.0/2.0/2.0 | 26x16x20 | 5 | 20 |
| 5S0013H775669T | 3.0/2.0/2.25 | 26x16x20 | 5 | 20 |
| 5S0013H775677T | 3.0/2.0/3.0 | 26x16x26 | 5 | 20 |
| 5S0013H776277T | 3.0/2.0/3.0 | 26x18x26 | 5 | 20 |
| 5S0013H776666T | 3.0/2.0/2.0 | 26x20x20 | 5 | 20 |
| 5S0013H776677T | 3.0/2.0/3.0 | 26x20x26 | 5 | 20 |
| 5S0013H776969T | 3.0/2.25/2.25 | 26x20x20 | 5 | 20 |
| 5S0013H776977T | 3.0/2.25/3.0 | 26x20x26 | 5 | 20 |
| 5S0013H77756T | 3.0/3.0/2.0 | 26x26x16 | 5 | 20 |
| 5S0013H77766T | 3.0/3.0/2.0 | 26x26x20 | 5 | 20 |
| 5S0013H77769T | 3.0/3.0/2.25 | 26x26x20 | 5 | 20 |
| 5S0013H778077T | 3.0/3.0/3.0 | 26x32x26 | 5 | 15 |
| 5S0013H805680T | 3.0/2.0/3.0 | 32x16x32 | 5 | 10 |
| 5S0013H806280T | 3.0/2.0/3.0 | 32x18x32 | 5 | 10 |
| 5S0013H806666T | 3.0/2.0/2.0 | 32x20x20 | 5 | 15 |
| 5S0013H806674T | 3.0/2.0/2.5 | 32x20x25 | 5 | 15 |
| 5S0013H806677T | 3.0/2.0/3.0 | 32x20x26 | 5 | 15 |
| 5S0013H806680T | 3.0/2.0/3.0 | 32x20x32 | 5 | 10 |
| 5S0013H806969T | 3.0/2.25/2.25 | 32x20x20 | 5 | 15 |
| 5S0013H806974T | 3.0/2.25/2.5 | 32x20x25 | 5 | 15 |
| 5S0013H806977T | 3.0/2.25/3.0 | 32x20x26 | 5 | 15 |
| 5S0013H806980T | 3.0/2.25/3.0 | 32x20x32 | 5 | 10 |
| 5S0013H807474T | 3.0/2.5/2.5 | 32x25x25 | 5 | 10 |
| 5S0013H807480T | 3.0/2.5/3.0 | 32x25x32 | 5 | 10 |
| 5S0013H807777T | 3.0/3.0/3.0 | 32x26x26 | 5 | 10 |
| 5S0013H807780T | 3.0/3.0/3.0 | 32x26x32 | 5 | 10 |
| 5S0013H808066T | 3.0/3.0/2.0 | 32x32x20 | 5 | 10 |
| 5S0013H808077T | 3.0/3.0/3.0 | 32x32x26 | 5 | 10 |
| 5S0013H837480T | 3.5/2.5/3.0 | 40x25x32 | - | 8 |
| 5S0013H837483T | 3.5/2.5/3.5 | 40x25x40 | - | 8 |
| 5S0013H877487T | 4.0/2.5/4.0 | 50x25x50 | - | 4 |
| 5S0013H837780T | 3.5/3.0/3.0 | 40x26x32 | - | 8 |

5S00.13 REDUCED TEE



| CODE | + | Ø | ◇ | □ |
|----------------|-------------|----------|---|---|
| 5S0013H837783T | 3.5/3.0/3.5 | 40x26x40 | - | 6 |
| 5S0013H838080T | 3.5/3.0/3.0 | 40x32x32 | - | 8 |
| 5S0013H838083T | 3.5/3.0/3.5 | 40x32x40 | - | 6 |
| 5S0013H877787T | 4.0/3.0/4.0 | 50x26x50 | - | 4 |
| 5S0013H878087T | 4.0/3.0/4.0 | 50x32x50 | - | 4 |
| 5S0013H878387T | 4.0/3.5/4.0 | 50x40x50 | - | 4 |
| 5S0013H918391T | 4.5/3.5/4.5 | 63x40x63 | - | 2 |
| 5S0013H918791T | 4.5/4.0/4.5 | 63x50x63 | - | 2 |

5S00.20 DOUBLE ELBOW



| CODE | + | Ø | ◇ | □ |
|----------------|------|-------|----|-----|
| 5S0020H162000T | 2.0 | 16x16 | 10 | 100 |
| 5S0020H182000T | 2.0 | 18x18 | 10 | 60 |
| 5S0020H202000T | 2.0 | 20x20 | 10 | 60 |
| 5S0020H202200T | 2.25 | 20x20 | 10 | 60 |
| 5S0020H252500T | 2.5 | 25x25 | 5 | 40 |
| 5S0020H263000T | 3.0 | 26x26 | 5 | 40 |
| 5S0020H323000T | 3.0 | 32x32 | 5 | 20 |
| 5S0020H403500T | 3.5 | 40x40 | - | 10 |
| 5S0020H504000T | 4.0 | 50x50 | - | 6 |
| 5S0020H634500T | 4.5 | 63x63 | - | 3 |

5S00.21
MALE ELBOW



| CODE | + | Ø | ◇ | □ |
|----------------|------|-----------|----|-----|
| 5S0021H041620T | 2.0 | 1/2"x16 | 10 | 100 |
| 5S0021H041820T | 2.0 | 1/2"x18 | 10 | 60 |
| 5S0021H042020T | 2.0 | 1/2"x20 | 10 | 60 |
| 5S0021H042022T | 2.25 | 1/2"x20 | 10 | 60 |
| 5S0021H051820T | 2.0 | 3/4"x18 | 10 | 60 |
| 5S0021H052020T | 2.0 | 3/4"x20 | 10 | 60 |
| 5S0021H052022T | 2.25 | 3/4"x20 | 10 | 60 |
| 5S0021H052525T | 2.5 | 3/4"x25 | 5 | 40 |
| 5S0021H052630T | 3.0 | 3/4"x26 | 5 | 40 |
| 5S0021H102630T | 3.0 | 1"x26 | 5 | 25 |
| 5S0021H103230T | 3.0 | 1"x32 | 5 | 20 |
| 5S0021H124035T | 3.5 | 1 1/4"x40 | - | 12 |
| 5S0021H145040T | 4.0 | 1 1/2"x50 | - | 8 |
| 5S0021H206345T | 4.5 | 2"x63 | - | 4 |

5S00.22
FEMALE ELBOW



| CODE | + | Ø | ◇ | □ |
|----------------|------|-----------|----|----|
| 5S0022H041620T | 2.0 | 1/2"x16 | 10 | 80 |
| 5S0022H041820T | 2.0 | 1/2"x18 | 10 | 60 |
| 5S0022H042020T | 2.0 | 1/2"x20 | 10 | 60 |
| 5S0022H042022T | 2.25 | 1/2"x20 | 10 | 60 |
| 5S0022H042525T | 2.5 | 1/2"x25 | 5 | 30 |
| 5S0022H042630T | 3.0 | 1/2"x26 | 5 | 30 |
| 5S0022H051820T | 2.0 | 3/4"x18 | 10 | 50 |
| 5S0022H052020T | 2.0 | 3/4"x20 | 10 | 50 |
| 5S0022H052022T | 2.25 | 3/4"x20 | 10 | 50 |
| 5S0022H052525T | 2.5 | 3/4"x25 | 5 | 30 |
| 5S0022H052630T | 3.0 | 3/4"x26 | 5 | 30 |
| 5S0022H102525T | 2.5 | 1"x25 | 5 | 25 |
| 5S0022H102630T | 3.0 | 1"x26 | 5 | 25 |
| 5S0022H103230T | 3.0 | 1"x32 | 5 | 25 |
| 5S0022H124035T | 3.5 | 1 1/4"x40 | - | 12 |
| 5S0022H145040T | 4.0 | 1 1/2"x50 | - | 8 |
| 5S0022H206345T | 4.5 | 2"x63 | - | 4 |

5S00.23
WALLPLATE ELBOW WITH 3 HOLES



| CODE | + | Ø | ◇ | □ |
|----------------|------|--------------|----|----|
| 5S0023H041635T | 2.0 | 1/2"x16 H=35 | 10 | 50 |
| 5S0023H041620T | 2.0 | 1/2"x16 H=47 | 10 | 50 |
| 5S0023H041820T | 2.0 | 1/2"x18 H=49 | 10 | 50 |
| 5S0023H042020T | 2.0 | 1/2"x20 H=49 | 10 | 40 |
| 5S0023H042022T | 2.25 | 1/2"x20 H=49 | 10 | 40 |
| 5S0023H052020T | 2.0 | 3/4"x20 H=52 | 10 | 30 |
| 5S0023H052022T | 2.25 | 3/4"x20 H=52 | 10 | 30 |
| 5S0023H052525T | 2.5 | 3/4"x25 H=52 | 5 | 25 |
| 5S0023H052630T | 3.0 | 3/4"x26 H=52 | 5 | 25 |

5S00.K4
45° ELBOW



| CODE | + | Ø | ◇ | □ |
|----------------|-----|---------|---|----|
| 5S00K4H263000T | 3.0 | 26 x 26 | 5 | 30 |
| 5S00K4H323000T | 3.0 | 32 x 32 | 5 | 15 |

AC00.80
WALL FIXING BRACKET AND SCREWS 7.5°/15°



| CODE | + | □ |
|----------------|--------|----|
| AC0080H75B506H | 1.5 mm | 12 |
| AC0080H75B5P6H | 2.5 mm | 12 |

5S00.30
RADIATOR END CONNECTION FOR COPPER PIPE Ø 15



| CODE | + | Ø | ◇ | □ |
|----------------|-----|-------------|---|----|
| 5S0030N161500T | 2.0 | 16x15 H 50 | - | 60 |
| 5S0030N161501T | 2.0 | 16x15 H 150 | 5 | 40 |
| 5S0030N161502T | 2.0 | 16x15 H 300 | 2 | 40 |

5S00.34
DOUBLE WALLPLATE ELBOW WITH 3 HOLES



| CODE | + | Ø | ◇ | □ |
|----------------|------|------------|---|----|
| 5S0034H160416T | 2.0 | 16x1/2"x16 | 5 | 15 |
| 5S0034H200420T | 2.0 | 20x1/2"x20 | 5 | 15 |
| 5S0034H200422T | 2.25 | 20x1/2"x20 | 5 | 15 |

URANO LINE 5S00

5S00.C6 BRACKET AND END FITTINGS



| CODE | + | H | Ø | □ |
|----------------|-----|--------|---------|----|
| 5S00C6H045656T | 2.0 | 153 mm | 1/2"x16 | 12 |
| 5S00C6H046666T | 2.0 | 153 mm | 1/2"x20 | 12 |

5S00.K7 BRACKET AND END FITTINGS



| CODE | + | H | Ø | □ |
|----------------|-----|--------|---------|----|
| 5S00K7H045656T | 2.0 | 153 mm | 1/2"x16 | 10 |
| 5S00K7H046666T | 2.0 | 153 mm | 1/2"x20 | 8 |

5S00.C1 CAP



| CODE | + | Ø | ◇ | □ |
|----------------|-----|----|----|-----|
| 5S00C1H162000T | 2.0 | 16 | 10 | 100 |
| 5S00C1H202000T | 2.0 | 20 | 10 | 100 |
| 5S00C1H252500T | 2.5 | 25 | 5 | 70 |
| 5S00C1H263000T | 2.0 | 26 | 5 | 70 |

PR5S.75 IN-WALL BALL VALVE



| CODE | + | Ø | ◇ | □ |
|----------------|------|--------|---|----|
| PR5S75N162000T | 2.0 | 16x2.0 | 6 | 12 |
| PR5S75N202000T | 2.0 | 20x2.0 | 6 | 12 |
| PR5S75N202200T | 2.25 | 20x20 | 6 | 12 |

5S00.74 IN-WALL SHUT VALVE



| CODE | + | Ø | ◇ | □ |
|----------------|-----|-------|---|----|
| 5S0074H162000T | 2.0 | 16x16 | 6 | 12 |
| 5S0074H202000T | 2.0 | 20x20 | 6 | 12 |

6R00.76 COMPLETE SHUT FOR IN-WALL TAP



| CODE |
|----------------|
| 6R0076H042219H |

5S00.43 EXTENSION FOR IN-WALL BALL-VALVE



| CODE | □ |
|----------------|-----|
| 5S0043H221900H | 100 |

5S00.84 PLATE AND LEVER FOR BUILT-IN VALVE



| CODE |
|----------------|
| 5S0084C081602H |

5S00.84 BLU PLATE AND RED HANDLE FOR BUILT-IN VALVE



| CODE |
|----------------|
| 5S0084C0816B1H |

5S00.84 ROSSO PLATE AND RED HANDLE FOR BUILT-IN VALVE



| CODE |
|----------------|
| 5S0084C0816R1H |

5W00.84 SET CAP/ROSETTE



| CODE | □ |
|----------------|----|
| 5W0084C081600H | 50 |

5S00.C7 STRAIGHT FITTING WITH LOOSE NUT AND FLAT WASHER



| CODE | + | Ø | ◇ | □ |
|-----------------|------|-----------|----|-----|
| 5S00C7H041620T | 2.0 | 1/2"x16 | 10 | 100 |
| 5S00C7H042020T | 2.0 | 1/2"x20 | 10 | 100 |
| 5S00C7H051620T* | 2.0 | 3/4"x16 | 10 | 100 |
| 5S00C7H051820T* | 2.0 | 3/4"x18 | 10 | 60 |
| 5S00C7H052020T* | 2.0 | 3/4"x20 | 10 | 60 |
| 5S00C7H052022T* | 2.25 | 3/4"x20 | 10 | 60 |
| 5S00C7H052525T* | 2.5 | 3/4"x25 | 5 | 60 |
| 5S00C7H052630T* | 3.0 | 3/4"x26 | 5 | 60 |
| 5S00C7H102525T | 2.5 | 1"x25 | 5 | 60 |
| 5S00C7H102630T | 3.0 | 1"x26 | 5 | 60 |
| 5S00C7H123230T | 3.0 | 1 1/4"x32 | 5 | 25 |

URANO LINE 5S00

5S00.G3 ELBOW WITH LOOSE NUT



| CODE | + | Ø | ◇ | □ |
|-----------------|------|---------|----|----|
| 5S00G3H041620T | 2.0 | 1/2"x16 | 10 | 80 |
| 5S00G3H042020T | 2.0 | 1/2"x20 | 10 | 60 |
| 5S00G3H052020T* | 2.0 | 3/4"x20 | 10 | 50 |
| 5S00G3H052022T* | 2.25 | 3/4"x20 | 10 | 50 |
| 5S00G3H052525T* | 2.5 | 3/4"x25 | 5 | 30 |
| 5S00G3H052630T* | 3.0 | 3/4"x26 | 5 | 30 |

5S00.I5 STRAIGHT FITTING WITH LOOSE NUT AND CONICAL CONNECTION



| CODE | + | Ø | ◇ | □ |
|----------------|------|--------------|----|-----|
| 5S00I5H041620T | 2.0 | 1/2"x16 | 10 | 100 |
| 5S00I5H042020T | 2.0 | 1/2"x20 | 10 | 100 |
| 5S00I5H042022T | 2.25 | 1/2"x20 | - | 100 |
| 5S00I5H051620T | 2.0 | 3/4" EK x 16 | 10 | 100 |
| 5S00I5H051820T | 2.0 | 3/4" EK x 18 | 10 | 100 |
| 5S00I5H052020T | 2.0 | 3/4" EK x 20 | 10 | 80 |
| 5S00I5H052022T | 2.25 | 3/4" EK x 20 | - | 80 |

5S00.I5.N NICKEL-PLATED STRAIGHT FITTING WITH LOOSE NUT AND CONICAL CONNECTION



| CODE | + | Ø | ◇ | □ |
|----------------|------|--------------|----|-----|
| 5S00I5N041620T | 2.0 | 1/2"x16 | 10 | 100 |
| 5S00I5N042020T | 2.0 | 1/2"x20 | 10 | 100 |
| 5S00I5N042022T | 2.25 | 1/2"x20 | 10 | 100 |
| 5S00I5N051620T | 2.0 | 3/4" EK x 16 | 10 | 100 |
| 5S00I5N051820T | 2.0 | 3/4" EK x 18 | 10 | 100 |
| 5S00I5N052020T | 2.0 | 3/4" EK x 20 | 10 | 80 |
| 5S00I5N052022T | 2.25 | 3/4" EK x 20 | 10 | 80 |

5S00.M4 PRESS BALL VALVE



| CODE | + | Ø | ◇ | □ |
|----------------|-----|-------|---|----|
| 5S00M4H162000T | 2.0 | 16x16 | 8 | 48 |
| 5S00M4H202000T | 2.0 | 20x20 | 6 | 36 |

5S00.M6 FEMALE PRESS BALL VALVE



| CODE | + | Ø | ◇ | □ |
|----------------|-----|---------|----|----|
| 5S00M6H041620T | 2.0 | 1/2"x16 | 10 | 60 |
| 5S00M6H042020T | 2.0 | 1/2"x20 | 10 | 60 |

5S00.M7 MALE PRESS BALL VALVE



| CODE | + | Ø | ◇ | □ |
|----------------|-----|---------|----|----|
| 5S00M7H041620T | 2.0 | 1/2"x16 | 10 | 60 |
| 5S00M7H042020T | 2.0 | 1/2"x20 | 10 | 60 |

5T00.00
DOUBLE STRAIGHT FITTING



| CODE | + | Ø | ◇ | □ |
|----------------|------|-------|----|-----|
| 5T0000T162000A | 2.0 | 16x16 | 10 | 100 |
| 5T0000T202000A | 2.0 | 20x20 | 10 | 80 |
| 5T0000T162200A | 2.25 | 16x16 | 10 | 100 |
| 5T0000T202500A | 2.50 | 20x20 | 10 | 80 |
| 5T0000T263000A | 3.00 | 26x26 | 5 | 40 |
| 5T0000T323000A | 3.00 | 32x32 | 5 | 25 |
| 5T0000T403500A | 3.50 | 40x40 | 2 | 14 |
| 5T0000T504000A | 4.00 | 50x50 | 2 | 10 |
| 5T0000T634500A | 4.50 | 63x63 | - | 4 |

5T00.01
MALE STRAIGHT FITTING



| CODE | + | Ø | ◇ | □ |
|----------------|------|----------|----|-----|
| 5T0001T041620A | 2.00 | 16x1/2" | 10 | 120 |
| 5T0001T051620A | 2.0 | 16x3/4" | 10 | 80 |
| 5T0001T042020A | 2.0 | 20x1/2" | 10 | 100 |
| 5T0001T052020A | 2.0 | 20x3/4" | 10 | 80 |
| 5T0001T041622A | 2.25 | 16x1/2" | 10 | 120 |
| 5T0001T051622A | 2.25 | 16x3/4" | 10 | 80 |
| 5T0001T042025A | 2.50 | 20x1/2" | 10 | 100 |
| 5T0001T052025A | 2.50 | 20x3/4" | 10 | 80 |
| 5T0001T042630A | 3.00 | 26x1/2" | 5 | 50 |
| 5T0001T052630A | 3.00 | 26x3/4" | 5 | 50 |
| 5T0001T102630A | 3.00 | 26x1" | 5 | 40 |
| 5T0001T103230A | 3.00 | 32x1" | 5 | 30 |
| 5T0001T124035A | 3.50 | 40x1"1/4 | 2 | 14 |
| 5T0001T145040A | 4.00 | 50x1"1/2 | 2 | 12 |
| 5T0001T206345A | 4.50 | 63x2" | - | 8 |

5T00.02
MALE STRAIGHT FITTING



| CODE | + | Ø | ◇ | □ |
|----------------|------|-----------|----|-----|
| 5T0002T041620A | 2.0 | 16x1/2" | 10 | 100 |
| 5T0002T051620A | 2.0 | 16x3/4" | 10 | 50 |
| 5T0002T042020A | 2.0 | 20x1/2" | 10 | 80 |
| 5T0002T052020A | 2.0 | 20x3/4" | 10 | 50 |
| 5T0002T041622A | 2.25 | 16x1/2" | 10 | 100 |
| 5T0002T051622A | 2.25 | 16x3/4" | 10 | 50 |
| 5T0002T042025A | 2.50 | 20x1/2" | 10 | 80 |
| 5T0002T052025A | 2.50 | 20x3/4" | 10 | 50 |
| 5T0002T042630A | 3.00 | 26x1/2" | 5 | 50 |
| 5T0002T052630A | 3.00 | 26x3/4" | 5 | 40 |
| 5T0002T102630A | 3.00 | 26x1" | 5 | 40 |
| 5T0002T103230A | 3.00 | 32x1" | 5 | 30 |
| 5T0002T124035A | 3.50 | 40x1"1/4 | 2 | 14 |
| 5T0002T145040A | 4.0 | 50x1"1/2" | 2 | 10 |

5T00.03
REDUCED STRAIGHT FITTING



| CODE | + | Ø | ◇ | □ |
|----------------|-----------|-------|----|-----|
| 5T0003T665600A | 2.0/2.0 | 20x16 | 10 | 100 |
| 5T0003T775600A | 3.0/2.0 | 26x16 | 5 | 60 |
| 5T0003T776600A | 3.0/2.0 | 26x20 | 5 | 50 |
| 5T0003T806600A | 3.0/2.0 | 32x20 | 5 | 30 |
| 5T0003T675900A | 2.50/2.25 | 20x16 | 10 | 100 |
| 5T0003T775900A | 3.00/2.25 | 26x16 | 5 | 60 |
| 5T0003T776700A | 3.00/2.50 | 26x20 | 5 | 50 |
| 5T0003T806700A | 3.00/2.50 | 32x20 | 5 | 30 |
| 5T0003T807700A | 3.00/3.00 | 32x26 | 5 | 30 |
| 5T0003T837700A | 3.50/3.00 | 40x26 | 2 | 20 |
| 5T0003T838000A | 3.50/3.00 | 40x32 | - | 14 |
| 5T0003T878000A | 4.00/3.00 | 50x32 | 2 | 14 |
| 5T0003T878300A | 4.00/3.50 | 50x40 | 2 | 10 |
| 5T0003T918300A | 4.50/3.50 | 63x40 | - | 7 |
| 5T0003T918700A | 4.50/4.00 | 63x50 | - | 6 |

5T00.10
TEE



| CODE | + | Ø | ◇ | □ |
|----------------|------|----------|----|----|
| 5T0010T162000A | 2.25 | 16x16x16 | 10 | 50 |
| 5T0010T202000A | 2.0 | 20x20x20 | 10 | 30 |
| 5T0010T162200A | 2.25 | 16x16x16 | 10 | 50 |
| 5T0010T202500A | 2.50 | 20x20x20 | 10 | 30 |
| 5T0010T263000A | 3.00 | 26x26x26 | 5 | 20 |
| 5T0010T323000A | 3.00 | 32x32x32 | 5 | 10 |
| 5T0010T403500A | 3.50 | 40x40x40 | 2 | 6 |
| 5T0010T504000A | 4.00 | 50x50x50 | 2 | 4 |
| 5T0010T634500A | 4.5 | 63x63x63 | - | - |

5T00.11
MALE TEE



| CODE | + | Ø | ◇ | □ |
|----------------|------|------------|----|----|
| 5T0011T041620A | 2.0 | 16x1/2"x16 | 10 | 50 |
| 5T0011T042020A | 2.0 | 20x1/2"x20 | 10 | 40 |
| 5T0011T052020A | 2.0 | 20x3/4"x20 | 10 | 30 |
| 5T0011T041622A | 2.25 | 16x1/2"x16 | 10 | 60 |
| 5T0011T042025A | 2.50 | 20x1/2"x20 | 10 | 40 |
| 5T0011T052025A | 2.50 | 20x3/4"x20 | 10 | 30 |
| 5T0011T052630A | 3.00 | 26x3/4"x26 | 5 | 25 |
| 5T0011T103230A | 3.00 | 32x1"x32 | 5 | 15 |

5T00.12
FEMALE TEE



| CODE | + | Ø | ◇ | □ |
|-----------------|------|--------------|----|----|
| 5T0012T041620A | 2.0 | 16x1/2"x16 | 10 | 50 |
| 5T0012T042020A | 2.0 | 20x1/2"x20 | 10 | 40 |
| 5T0012T052020A | 2.0 | 20x3/4"x20 | 10 | 30 |
| 5T0012T041622A | 2.25 | 16x1/2"x16 | 10 | 50 |
| 5T0012T042025A | 2.50 | 20x1/2"x20 | 10 | 40 |
| 5T0012T052025A | 2.50 | 20x3/4"x20 | 10 | 30 |
| 5T0012T042630A | 3.00 | 26x1/2"x26 | 5 | 25 |
| 5T0012T052630A | 3.00 | 26x3/4"x26 | 5 | 20 |
| 5T0012T102630A | 3.00 | 26x1"x26 | 5 | 20 |
| 5T0012T103230A | 3.00 | 32x1"x32 | 5 | 10 |
| 5T0012T124035A | 3.50 | 40x1"1/4"x40 | 2 | 8 |
| 5T0012T145040A | 4.00 | 50x1"1/2"x50 | 2 | 4 |
| 5T0012T106345A* | 4.50 | 63x1"x63 | - | 3 |

5T00.13
REDUCED TEE



| CODE | + | Ø | ◇ | □ |
|----------------|----------------|----------|----|----|
| 5T0013T566656A | 2.00/2.00/2.00 | 16x20x16 | 10 | 40 |
| 5T0013T665656A | 2.00/2.00/2.00 | 20x16x16 | 10 | 40 |
| 5T0013T665666A | 2.00/2.00/2.00 | 20x16x20 | 10 | 40 |
| 5T0013T666656A | 2.00/2.00/2.00 | 20x20x16 | 10 | 40 |
| 5T0013T667766A | 2.00/3.00/2.00 | 20x26x20 | 5 | 20 |
| 5T0013T775656A | 3.00/2.00/2.00 | 26x16x16 | 5 | 20 |
| 5T0013T775666A | 3.00/2.00/2.00 | 26x16x20 | 5 | 20 |
| 5T0013T776666A | 3.00/2.00/2.00 | 26x20x20 | 5 | 20 |
| 5T0013T806666A | 3.00/2.00/2.00 | 32x20x20 | 5 | 10 |
| 5T0013T775677A | 3.00/2.00/3.00 | 26x16x26 | 5 | 20 |
| 5T0013T776677A | 3.00/2.00/3.00 | 26x20x26 | 5 | 20 |
| 5T0013T805680A | 3.00/2.00/3.00 | 32x16x32 | 5 | 10 |
| 5T0013T806677A | 3.00/2.00/3.00 | 32x20x26 | 5 | 15 |
| 5T0013T806680A | 3.00/2.00/3.00 | 32x20x32 | 5 | 10 |
| 5T0013T777756A | 3.00/3.00/2.00 | 26x26x16 | 5 | 20 |
| 5T0013T777766A | 3.00/3.00/2.00 | 26x26x20 | 5 | 20 |
| 5T0013T808066A | 3.00/3.00/2.00 | 32x32x20 | 5 | 10 |
| 5T0013T596759A | 2.25/2.50/2.25 | 16x20x16 | 10 | 40 |
| 5T0013T675959A | 2.50/2.25/2.25 | 20x16x16 | 10 | 40 |
| 5T0013T675967A | 2.50/2.25/2.50 | 20x16x20 | 10 | 40 |
| 5T0013T676759A | 2.50/2.50/2.25 | 20x20x16 | 10 | 40 |
| 5T0013T677767A | 2.50/3.00/2.50 | 20x26x20 | 5 | 20 |
| 5T0013T775959A | 3.00/2.25/2.25 | 26x16x16 | 5 | 20 |
| 5T0013T775967A | 3.00/2.25/2.50 | 26x16x20 | 5 | 20 |
| 5T0013T775977A | 3.00/2.25/3.00 | 26x16x26 | 5 | 20 |
| 5T0013T805980A | 3.00/2.25/3.00 | 32x16x32 | 5 | 10 |
| 5T0013T776767A | 3.00/2.50/2.50 | 26x20x20 | 5 | 20 |
| 5T0013T806767A | 3.00/2.50/2.50 | 32x20x20 | 5 | 15 |
| 5T0013T776777A | 3.00/2.50/3.00 | 26x20x26 | 5 | 20 |
| 5T0013T806780A | 3.00/2.50/3.00 | 32x20x32 | 5 | 10 |
| 5T0013T806777A | 3.00/2.50/3.00 | 32x20x26 | 5 | 15 |
| 5T0013T777759A | 3.00/3.00/2.25 | 26x26x16 | 5 | 20 |
| 5T0013T777767A | 3.00/3.00/2.50 | 26x26x20 | 5 | 20 |

5T00.13
REDUCED TEE



| CODE | + | Ø | ◇ | □ |
|----------------|----------------|----------|---|----|
| 5T0013T808067A | 3.00/3.00/2.50 | 32x32x20 | 5 | 10 |
| 5T0013T778077A | 3.00/3.00/3.00 | 26x32x26 | 5 | 10 |
| 5T0013T807777A | 3.00/3.00/3.00 | 32x26x26 | 5 | 10 |
| 5T0013T807780A | 3.00/3.00/3.00 | 32x26x32 | 5 | 10 |
| 5T0013T808077A | 3.00/3.00/3.00 | 32x32x26 | 5 | 10 |
| 5T0013T837780A | 3.50/3.00/3.00 | 40x26x32 | 2 | 8 |
| 5T0013T838080A | 3.50/3.00/3.00 | 40x32x32 | 2 | 8 |
| 5T0013T837783A | 3.50/3.00/3.50 | 40x26x40 | 2 | 6 |
| 5T0013T838083A | 3.50/3.00/3.50 | 40x32x40 | 2 | 6 |
| 5T0013T877787A | 4.00/3.00/4.00 | 50x26x50 | - | 4 |
| 5T0013T878087A | 4.00/3.00/4.00 | 50x32x50 | 2 | 4 |
| 5T0013T878387A | 4.00/3.50/4.00 | 50x40x50 | - | 4 |
| 5T0013T918391A | 4.50/3.50/4.50 | 63x40x63 | - | 2 |
| 5T0013T918791A | 4.50/4.00/4.50 | 63x50x63 | - | 2 |

5T00.20
DOUBLE ELBOW



| CODE | + | Ø | ◇ | □ |
|----------------|------|-------|----|----|
| 5T0020T162000A | 2.0 | 16x16 | 10 | 80 |
| 5T0020T202000A | 2.0 | 20x20 | 10 | 60 |
| 5T0020T162200A | 2.25 | 16x16 | 10 | 80 |
| 5T0020T202500A | 2.50 | 20x20 | 10 | 60 |
| 5T0020T263000A | 3.00 | 26x26 | 5 | 40 |
| 5T0020T323000A | 3.00 | 32x32 | 5 | 20 |
| 5T0020T403500A | 3.50 | 40x40 | - | 10 |
| 5T0020T504000A | 4.00 | 50x50 | - | 6 |
| 5T0020T634500A | 4.50 | 63x63 | - | 3 |

5T00.15

STRAIGHT FITTING WITH
LOOSE NUT AND CONICAL
CONNECTION



| CODE | + | Ø | ◇ | ▢ |
|----------------|------|---------|----|-----|
| 5T0015T041620A | 2.0 | 16x1/2" | 10 | 100 |
| 5T0015T051620A | 2.0 | 16x3/4" | 10 | 100 |
| 5T0015T042020A | 2.0 | 20x1/2" | 10 | 100 |
| 5T0015T052020A | 2.0 | 20x3/4" | 10 | 80 |
| 5T0015T041622A | 2.25 | 16x1/2" | 10 | 100 |
| 5T0015T051622A | 2.25 | 16x3/4" | 10 | 100 |
| 5T0015T042025A | 2.50 | 20x1/2" | 10 | 100 |
| 5T0015T052025A | 2.50 | 20x3/4" | 10 | 80 |

5T00.22

FEMALE ELBOW



| CODE | + | Ø | ◇ | ▢ |
|----------------|------|----------|----|----|
| 5T0022T041620A | 2.0 | 16x1/2" | 10 | 80 |
| 5T0022T042020A | 2.0 | 20x1/2" | 10 | 60 |
| 5T0022T052020A | 2.0 | 20x3/4" | 10 | 50 |
| 5T0022T041622A | 2.25 | 16x1/2" | 10 | 80 |
| 5T0022T042025A | 2.50 | 20x1/2" | 10 | 60 |
| 5T0022T052025A | 2.50 | 20x3/4" | 10 | 50 |
| 5T0022T042630A | 3.00 | 26x1/2" | 5 | 30 |
| 5T0022T052630A | 3.00 | 26x3/4" | 5 | 30 |
| 5T0022T102630A | 3.00 | 26x1" | 5 | 20 |
| 5T0022T103230A | 3.00 | 32x1" | 5 | 20 |
| 5T0022T124035A | 3.50 | 40x1"1/4 | 2 | 12 |
| 5T0022T145040A | 4.0 | 50x1"1/2 | 2 | 8 |

5T00.21

MALE ELBOW



| CODE | + | Ø | ◇ | ▢ |
|----------------|------|----------|----|----|
| 5T0021T041620A | 2.0 | 16x1/2" | 10 | 80 |
| 5T0021T042020A | 2.0 | 20x1/2" | 10 | 60 |
| 5T0021T052020A | 2.0 | 20x3/4" | 10 | 60 |
| 5T0021T041622A | 2.25 | 16x1/2" | 10 | 80 |
| 5T0021T042025A | 2.50 | 20x1/2" | 10 | 60 |
| 5T0021T052025A | 2.50 | 20x3/4" | 10 | 60 |
| 5T0021T052630A | 3.00 | 26x3/4" | 5 | 40 |
| 5T0021T103230A | 3.00 | 32x1" | 5 | 20 |
| 5T0021T124035A | 3.50 | 40x1"1/4 | 2 | 12 |
| 5T0021T145040A | 4.00 | 50x1"1/2 | 2 | 8 |
| 5T0021T206345A | 4.50 | 63x2" | - | 4 |



5800.07
NICKEL-PLATED COPPER
EXTENSION

| CODE | Ø |
|----------------|---------|
| 580007N041400H | 1/2"x14 |



AC00.80
SECTIONAL BRACKET FOR
WALL FIXING ART 5T00.23 AND
5T00.34 COMPLETE WITH
FIXING SCREWS

| CODE | + | Ø | ⬠ |
|----------------|-----|---|----|
| AC0080H75B506H | 1.5 | | 12 |
| AC0080H75B5P6H | | | 12 |



6R00.76
COMPLETE SHUT FOR IN-WALL
TAP

| CODE |
|----------------|
| 6R0076T042219H |



5T00.23
WALLPLATE ELBOW WITH 3
HOLES

| CODE | + | Ø | ⬠ | ⬠ |
|-----------------|------|---------|----|----|
| 5T0023T041620A | 2.0 | 16x1/2" | 10 | 40 |
| 5T0023T045635A* | 2.0 | 16x1/2" | 10 | 50 |
| 5T0023T042020A | 2.0 | 20x1/2" | 10 | 40 |
| 5T0023T052020A | 2.0 | 20x3/4" | 10 | 30 |
| 5T0023T041622A | 2.25 | 16x1/2" | 10 | 40 |
| 5T0023T045935A* | 2.25 | 16x1/2" | 10 | 50 |
| 5T0023T042025A | 2.50 | 20x1/2" | 10 | 40 |
| 5T0023T052025A | 2.50 | 20x3/4" | 10 | 30 |
| 5T0023T052630A | 3.00 | 26x3/4" | 5 | 20 |



5T00.C7
STRAIGHT FITTING WITH
LOOSE NUT AND FLAT WASHER

| CODE | + | Ø | ⬠ | ⬠ |
|----------------|------|----------|----|-----|
| 5T00C7T041620A | 2.0 | 16x1/2" | 10 | 100 |
| 5T00C7T051620A | 2.0 | 16x3/4" | 10 | 60 |
| 5T00C7T042020A | 2.0 | 20x1/2" | 10 | 60 |
| 5T00C7T052020A | 2.0 | 20x3/4" | 10 | 60 |
| 5T00C7T041622A | 2.25 | 16x1/2" | 10 | 60 |
| 5T00C7T051622A | 2.25 | 16x3/4" | 10 | 60 |
| 5T00C7T042025A | 2.50 | 20x1/2" | 10 | 100 |
| 5T00C7T052025A | 2.50 | 20x3/4" | 10 | 60 |
| 5T00C7T052630A | 3.00 | 26x3/4" | 5 | 60 |
| 5T00C7T102630A | 3.00 | 26x1" | 5 | 60 |
| 5T00C7T123230A | 3.00 | 32x1"1/4 | 5 | 25 |



PR5T.75
IN-WALL BALL VALVE

| CODE | + | Ø | ⬠ | ⬠ |
|----------------|------|-------|---|----|
| PR5T75T162000A | 2.0 | 16x16 | 6 | 12 |
| PR5T75T202000A | 2.0 | 20x20 | 6 | 12 |
| PR5T75T162200A | 2.25 | 16x16 | - | 12 |
| PR5T75T202500A | 2.5 | 20x20 | - | 12 |



5T00.E3
DOUBLE UNIVERSAL
CONNECTION

| CODE | + | Ø | ⬠ | ⬠ |
|----------------|------|---------|---|----|
| 5T00E3H041622A | 2.25 | 16x1/2" | 5 | 15 |
| 5T00E3H042025A | 2.5 | 20x1/2" | 5 | 15 |



5T00.34
DOUBLE WALLPLATE ELBOW
WITH 3 HOLES

| CODE | + | Ø | ⬠ | ⬠ |
|----------------|------|---------|---|----|
| 5T0034T160416A | 2.0 | 16x1/2" | 5 | 15 |
| 5T0034T200420A | 2.0 | 20x1/2" | 5 | 15 |
| 5T0034T041622A | 2.25 | 16x1/2" | 5 | 15 |
| 5T0034T042025A | 2.50 | 20x1/2" | 5 | 15 |



5T00.G3
ELBOW WITH LOOSE NUT

| CODE | + | Ø | ⬠ | ⬠ |
|----------------|------|---------|----|----|
| 5T00G3T041620A | 2.0 | 16x1/2" | 10 | 50 |
| 5T00G3T042020A | 2.0 | 20x1/2" | 10 | 50 |
| 5T00G3T052020A | 2.0 | 20x3/4" | 10 | 50 |
| 5T00G3T041622A | 2.25 | 16x1/2" | 10 | 50 |
| 5T00G3T042025A | 2.50 | 20x1/2" | 10 | 50 |
| 5T00G3T052025A | 2.50 | 20x3/4" | 10 | 50 |
| 5T00G3T052630A | 3.00 | 26x3/4" | 5 | 30 |



5T00.74
BUILT-IN VALVE WITH
REMOVABLE SCREW

| CODE | + | Ø | ⬠ | ⬠ |
|----------------|------|-------|---|----|
| 5T0074T162000A | 2.0 | 16x16 | 6 | 12 |
| 5T0074T202000A | 2.0 | 20x20 | 6 | 12 |
| 5T0074T162200A | 2.25 | 16x16 | 6 | 12 |
| 5T0074T202500A | 2.5 | 20x20 | 6 | 12 |



5S00.43
EXTENSION FOR IN-WALL BALL-
VALVE

| CODE | ⬠ |
|----------------|-----|
| 5S0043H221900H | 100 |



5S00.84
PLATE AND LEVER FOR BUILT-IN VALVE

CODE

5S0084C081602H



5S00.84 BLU
PLATE AND RED HANDLE FOR BUILT-IN VALVE

CODE

5S0084C0816B1H



5S00.84 ROSSO
PLATE AND RED HANDLE FOR BUILT-IN VALVE

CODE

5S0084C0816R1H



5W00.84
SET CAP/ROSETTE

CODE

5W0084C081600H



50

TRIDENT LINE 5G00

5G00.00 DOUBLE STRAIGHT FITTING



| CODE | + | Ø | ◇ | □ |
|----------------|-----|--------|----|-----|
| 5G0000H162000T | 2.0 | 16x2.0 | 10 | 100 |
| 5G0000H202000T | 2.0 | 20x2.0 | 10 | 70 |
| 5G0000H263000T | 3.0 | 26x3.0 | 5 | 40 |
| 5G0000H323000T | 3.0 | 32x3.0 | 5 | 25 |

5G00.01 MALE STRAIGHT FITTING



| CODE | + | Ø | ◇ | □ |
|----------------|-----|---------|----|-----|
| 5G0001H041620T | 2.0 | 1/2"x16 | 10 | 120 |
| 5G0001H042020T | 2.0 | 1/2"x20 | 10 | 100 |
| 5G0001H042630T | 3.0 | 1/2"x26 | 5 | 50 |
| 5G0001H051620T | 2.0 | 3/4"x16 | 10 | 90 |
| 5G0001H052020T | 2.0 | 3/4"x20 | 10 | 80 |
| 5G0001H052630T | 3.0 | 3/4"x26 | 5 | 50 |
| 5G0001H102630T | 3.0 | 1"x26 | 5 | 40 |
| 5G0001H103230T | 3.0 | 1"x32 | 5 | 40 |

5G00.02 FEMALE STRAIGHT FITTING



| CODE | + | Ø | ◇ | □ |
|----------------|-----|---------|----|-----|
| 5G0002H041620T | 2.0 | 1/2"x16 | 10 | 100 |
| 5G0002H042020T | 2.0 | 1/2"x20 | 10 | 80 |
| 5G0002H042630T | 3.0 | 1/2"x26 | 5 | 50 |
| 5G0002H051620T | 2.0 | 3/4"x16 | 10 | 50 |
| 5G0002H052020T | 2.0 | 3/4"x20 | 10 | 50 |
| 5G0002H052630T | 3.0 | 3/4"x26 | 5 | 40 |
| 5G0002H102630T | 3.0 | 1"x26 | 5 | 40 |
| 5G0002H103230T | 3.0 | 1"x32 | 5 | 30 |

5G00.03 REDUCED STRAIGHT FITTING



| CODE | + | Ø | ◇ | □ |
|----------------|---------|-------|----|-----|
| 5G0003H665600T | 2.0/2.0 | 20x16 | 10 | 100 |
| 5G0003H775600T | 3.0/2.0 | 26x16 | 5 | 40 |
| 5G0003H776600T | 3.0/2.0 | 26x20 | 5 | 40 |
| 5G0003H806600T | 3.0/2.0 | 32x20 | 5 | 30 |
| 5G0003H807700T | 3.0/3.0 | 32x26 | 5 | 30 |

5G00.10 TEE



| CODE | + | Ø | ◇ | □ |
|----------------|-----|----------|----|----|
| 5G0010H162000T | 2.0 | 16x16x16 | 10 | 50 |
| 5G0010H202000T | 2.0 | 20x20x20 | 10 | 40 |
| 5G0010H263000T | 3.0 | 26x26x26 | 5 | 20 |
| 5G0010H323000T | 3.0 | 32x32x32 | 5 | 10 |

5G00.11 MALE TEE



| CODE | + | Ø | ◇ | □ |
|----------------|-----|------------|----|----|
| 5G0011H041620T | 2.0 | 16x1/2"x16 | 10 | 60 |
| 5G0011H042020T | 2.0 | 20x1/2"x20 | 10 | 40 |
| 5G0011H052020T | 2.0 | 20x3/4"x20 | 10 | 30 |
| 5G0011H052630T | 3.0 | 26x3/4"x26 | 5 | 25 |
| 5G0011H103230T | 3.0 | 32x1"x32 | 5 | 10 |

5G00.12 FEMALE TEE



| CODE | + | Ø | ◇ | □ |
|----------------|-----|------------|----|----|
| 5G0012H041620T | 2.0 | 16x1/2"x16 | 10 | 50 |
| 5G0012H042020T | 2.0 | 20x1/2"x20 | 10 | 40 |
| 5G0012H042630T | 3.0 | 26x1/2"x26 | 5 | 30 |
| 5G0012H052020T | 2.0 | 20x3/4"x20 | 10 | 30 |
| 5G0012H052630T | 3.0 | 26x3/4"x26 | 5 | 25 |
| 5G0012H102630T | 3.0 | 26x1"x26 | 5 | 20 |
| 5G0012H103230T | 3.0 | 32x1"x32 | 5 | 10 |

5G00.13 REDUCED TEE



| CODE | + | Ø | ◇ | □ |
|----------------|-------------|----------|----|----|
| 5G0013H566656T | 2.0/2.0/2.0 | 16x20x16 | 10 | 40 |
| 5G0013H666656T | 2.0/2.0/2.0 | 20x16x16 | 10 | 40 |
| 5G0013H666666T | 2.0/2.0/2.0 | 20x16x20 | 10 | 40 |
| 5G0013H666656T | 2.0/2.0/2.0 | 20x20x16 | 10 | 40 |
| 5G0013H667766T | 2.0/3.0/2.0 | 20x26x20 | 5 | 20 |
| 5G0013H775656T | 3.0/2.0/2.0 | 26x16x16 | 5 | 20 |
| 5G0013H775666T | 3.0/2.0/2.0 | 26x16x20 | 5 | 20 |
| 5G0013H775677T | 3.0/2.0/3.0 | 26x16x26 | 5 | 20 |
| 5G0013H776666T | 3.0/2.0/2.0 | 26x20x20 | 5 | 20 |
| 5G0013H776677T | 3.0/2.0/3.0 | 26x20x26 | 5 | 20 |
| 5G0013H777756T | 3.0/3.0/2.0 | 26x26x16 | 5 | 20 |
| 5G0013H777766T | 3.0/3.0/2.0 | 26x26x20 | 5 | 20 |
| 5G0013H778077T | 3.0/3.0/3.0 | 26x32x26 | 5 | 15 |
| 5G0013H805680T | 3.0/2.0/3.0 | 32x16x32 | 5 | 10 |
| 5G0013H806666T | 3.0/2.0/2.0 | 32x20x20 | 5 | 10 |
| 5G0013H806677T | 3.0/2.0/3.0 | 32x20x26 | 5 | 15 |
| 5G0013H806680T | 3.0/2.0/3.0 | 32x20x32 | 5 | 10 |
| 5G0013H807777T | 3.0/3.0/3.0 | 32x26x26 | 5 | 10 |
| 5G0013H807780T | 3.0/3.0/3.0 | 32x26x32 | 5 | 10 |
| 5G0013H808066T | 3.0/3.0/2.0 | 32x32x20 | 5 | 10 |

TRIDENT LINE 5G00

5G00.20 DOUBLE ELBOW



| CODE | + | Ø | ◇ | □ |
|----------------|-----|-------|----|-----|
| 5G0020H162000T | 2.0 | 16x16 | 10 | 100 |
| 5G0020H202000T | 2.0 | 20x20 | 10 | 60 |
| 5G0020H263000T | 3.0 | 26x26 | 5 | 30 |
| 5G0020H323000T | 3.0 | 32x32 | 5 | 20 |

5G00.21 MALE ELBOW



| CODE | + | Ø | ◇ | □ |
|----------------|-----|---------|----|----|
| 5G0021H041620T | 2.0 | 1/2"x16 | 10 | 80 |
| 5G0021H042020T | 2.0 | 1/2"x20 | 10 | 60 |
| 5G0021H052020T | 2.0 | 3/4"x20 | 10 | 60 |
| 5G0021H052630T | 3.0 | 3/4"x26 | 5 | 40 |
| 5G0021H102630T | 3.0 | 1"x26 | 5 | 25 |
| 5G0021H103230T | 3.0 | 1"x32 | 5 | 20 |

5G00.22 FEMALE ELBOW



| CODE | + | Ø | ◇ | □ |
|----------------|-----|---------|----|----|
| 5G0022H041620T | 2.0 | 1/2"x16 | 10 | 80 |
| 5G0022H042020T | 2.0 | 1/2"x20 | 10 | 60 |
| 5G0022H042630T | 3.0 | 1/2"x26 | 5 | 30 |
| 5G0022H052020T | 2.0 | 3/4"x20 | 10 | 50 |
| 5G0022H052630T | 3.0 | 3/4"x26 | 5 | 30 |
| 5G0022H102630T | 3.0 | 1"x26 | 5 | 25 |
| 5G0022H103230T | 3.0 | 1"x32 | 5 | 25 |

5G00.23 WALLPLATE ELBOW WITH 3 HOLES



| CODE | + | Ø | ◇ | □ |
|----------------|-----|-------------|----|----|
| 5G0023H041620T | 2.0 | 1/2"x16 H47 | 10 | 40 |
| 5G0023H042020T | 2.0 | 1/2"x20 H49 | 10 | 40 |
| 5G0023H052020T | 2.0 | 3/4"x20 H52 | 10 | 30 |
| 5G0023H052630T | 3.0 | 3/4"x26 H52 | 5 | 25 |

5G00.C7 STRAIGHT FITTING WITH LOOSE NUT AND FLAT WASHER



| CODE | + | Ø | ◇ | □ |
|----------------|-----|---------|----|-----|
| 5G00C7H041620T | 2.0 | 1/2"x16 | 10 | 100 |
| 5G00C7H042020T | 2.0 | 1/2"x20 | 10 | 100 |
| 5G00C7H051620T | 2.0 | 3/4"x16 | 10 | 100 |
| 5G00C7H052020T | 2.0 | 3/4"x20 | 10 | 60 |
| 5G00C7H052630T | 3.0 | 3/4"x26 | 5 | 60 |
| 5G00C7H102630T | 3.0 | 1"x26 | 5 | 60 |

5G00.G3 ELBOW WITH LOOSE NUT AND FLAT SURFACE



| CODE | + | Ø | ◇ | □ |
|----------------|-----|---------|----|----|
| 5G00G3H052020T | 2.0 | 3/4"x20 | 10 | 50 |
| 5G00G3H052630T | 3.0 | 3/4"x26 | 5 | 30 |

5G00.I5 STRAIGHT FITTING WITH LOOSE NUT AND FLAT CONNECTION - FOR GAS



| CODE | + | Ø | ◇ | □ |
|----------------|-----|----------|----|-----|
| 5G00I5H051620T | 2.0 | 3/4"x16 | 10 | 100 |
| 5G00I5H052020T | 2.0 | 3/4"x20 | 10 | 80 |
| 5G00I5H052630T | 3.0 | 3/4"x26 | 5 | 60 |
| 5G00I5H112630T | 3.0 | 1"1/8x26 | 5 | 60 |
| 5G00I5H113230T | 3.0 | 1"1/8x32 | 5 | 25 |

5F00.N6 ANGLE VALVE WITH PRESSURE PLUG - TAPER END FOR ART. 5G00.I5



| CODE | Ø | □ |
|----------------|----|---|
| 5F00N6H100000H | 1" | 6 |
| 5F00N6H100KEYH | 1" | 6 |

5F00.N7 ANGLE VALVE WITH PRESSURE PLUG - TAPER END FOR ART. 5G00.I5



| CODE | Ø | □ |
|----------------|----|---|
| 5F00N7H100000H | 1" | 8 |
| 5F00N7H100KEYH | 1" | 8 |

5F00.N8 PRESSURE PLUG KIT - TAPER END FOR ART. 5G00.I5



| CODE | Ø | ◇ |
|----------------|------|---|
| 5F00N8H020000H | 1/4" | 5 |

5F00.N9 ANGLE WITH FIRE - SAFE DEVICE



| CODE | Ø | □ |
|----------------|------|----|
| 5F00N9H040000H | 1/2" | 30 |

5F00.O1 STRAIGHT VALVE WITH FIRE-SAFE DEVICE




| CODE | Ø | □ |
|----------------|------|----|
| 5F00O1H040000H | 1/2" | 20 |

TRIDENT LINE 5G00



5F00.O2
ELBOW VALVE WITH SAFETY
DISPOSAL

| CODE | Ø |  |
|----------------|------|---|
| 5F0002H040000H | 1/2" | 20 |

COMPREX LINE 5300



5300.00
NICKEL-PLATED DOUBLE
STRAIGHT FITTING

| CODE | + | Ø | ◇ | □ |
|----------------|-----|-------|----|-----|
| 530000N142000A | 2.0 | 14x14 | 10 | 100 |
| 530000N162000A | 2.0 | 16x16 | 10 | 100 |
| 530000N182000A | 2.0 | 18x18 | 10 | 80 |
| 530000N202000A | 2.0 | 20x20 | 10 | 60 |
| 530000N252500A | 2.0 | 25x25 | 5 | 40 |
| 530000N263000A | 3.0 | 26x26 | 5 | 40 |
| 530000N323000A | 3.0 | 32x32 | - | 25 |



5300.01
NICKEL-PLATED MALE
STRAIGHT FITTING

| CODE | + | Ø | ◇ | □ |
|----------------|-----|----------|----|-----|
| 530001N031420A | 2.0 | 3/8"x14 | 10 | 160 |
| 530001N031620A | 2.0 | 3/8"x16 | 10 | 160 |
| 530001N041420A | 2.0 | 1/2"x14 | 10 | 160 |
| 530001N041620A | 2.0 | 1/2"x16 | 10 | 160 |
| 530001N041820A | 2.0 | 1/2"x18 | 10 | 100 |
| 530001N042020A | 2.0 | 1/2"x20 | 10 | 100 |
| 530001N042630A | 3.0 | 1/2"x26 | 10 | 50 |
| 530001N051620A | 2.0 | 3/4"x16 | 10 | 120 |
| 530001N051820A | 2.0 | 3/4"x18 | 10 | 100 |
| 530001N052020A | 2.0 | 3/4"x20 | 10 | 80 |
| 530001N052525A | 2.5 | 3/4"x25 | 5 | 50 |
| 530001N052630A | 3.0 | 3/4"x26 | 5 | 50 |
| 530001N102525A | 2.5 | 1"x25 | 5 | 50 |
| 530001N102630A | 3.0 | 1"x26 | 5 | 40 |
| 530001N103230A | 3.0 | 1"x32 | - | 40 |
| 530001N123230A | 3.0 | 1"1/4x32 | - | 25 |



5300.01
NICKEL-PLATED MALE
STRAIGHT FITTING, CONICAL
THREAD

| CODE | + | Ø | ◇ | □ |
|----------------|-----|---------|----|-----|
| 530001N03162CA | 2.0 | 3/8"x16 | 10 | 150 |
| 530001N04162CA | 2.0 | 1/2"x16 | 10 | 120 |
| 530001N04202CA | 2.0 | 1/2"x20 | 10 | 80 |
| 530001N04263CA | 3.0 | 1/2"x26 | 10 | 50 |
| 530001N05162CA | 2.0 | 3/4"x16 | 10 | 100 |
| 530001N05202CA | 2.0 | 3/4"x20 | 10 | 80 |
| 530001N05263CA | 3.0 | 3/4"x26 | 5 | 40 |
| 530001N10263CA | 3.0 | 1"x26 | 5 | 40 |



5300.02
NICKEL-PLATED FEMALE
STRAIGHT FITTING

| CODE | + | Ø | ◇ | □ |
|----------------|-----|----------|----|-----|
| 530002N041420A | 2.0 | 1/2"x14 | 10 | 150 |
| 530002N041620A | 2.0 | 1/2"x16 | 10 | 150 |
| 530002N041820A | 2.0 | 1/2"x18 | 10 | 100 |
| 530002N042020A | 2.0 | 1/2"x20 | 10 | 80 |
| 530002N042630A | 3.0 | 1/2"x26 | 10 | 50 |
| 530002N051620A | 2.0 | 3/4"x16 | 10 | 100 |
| 530002N051820A | 2.0 | 3/4"x18 | 10 | 80 |
| 530002N052020A | 2.0 | 3/4"x20 | 10 | 80 |
| 530002N052525A | 2.5 | 3/4"x25 | 5 | 50 |
| 530002N052630A | 3.0 | 3/4"x26 | 5 | 50 |
| 530002N102525A | 2.5 | 1"x25 | 5 | 40 |
| 530002N102630A | 3.0 | 1"x26 | 5 | 40 |
| 530002N103230A | 3.0 | 1"x32 | - | 40 |
| 530002N123230A | 3.0 | 1"1/4x32 | - | 25 |



5300.03
NICKEL-PLATED REDUCED
STRAIGHT FITTINGS

| CODE | + | Ø | ◇ | □ |
|----------------|---------|-------|----|----|
| 530003N665600A | 2.0/2.0 | 20x16 | 10 | 60 |
| 530003N666200A | 2.0/2.0 | 20x18 | 10 | 60 |
| 530003N775600A | 3.0/2.0 | 26x16 | 10 | 40 |
| 530003N776600A | 3.0/2.0 | 26x20 | 5 | 40 |
| 530003N806600A | 3.0/2.0 | 32x20 | 5 | 30 |
| 530003N807700A | 3.0/3.0 | 32x26 | 5 | 30 |



5300.10
NICKEL-PLATED TEE

| CODE | + | Ø | ◇ | □ |
|----------------|-----|----------|----|----|
| 530010N142000A | 2.0 | 14x14x14 | 10 | 60 |
| 530010N162000A | 2.0 | 16x16x16 | 10 | 60 |
| 530010N182000A | 2.0 | 18x18x18 | 10 | 30 |
| 530010N202000A | 2.0 | 20x20x20 | 10 | 30 |
| 530010N252500A | 2.5 | 25x25x25 | 5 | 20 |
| 530010N263000A | 3.0 | 26x26x26 | 5 | 20 |
| 530010N323000A | 3.0 | 32x32x32 | - | 10 |

COMPREX LINE 5300

5300.11 NICKEL-PLATED MALE TEE



| CODE | + | Ø | ◇ | □ |
|----------------|-----|------------|----|----|
| 530011N041420A | 2.0 | 14x1/2"x14 | 10 | 60 |
| 530011N041620A | 2.0 | 16x1/2"x16 | 10 | 60 |
| 530011N041820A | 2.0 | 18x1/2"x18 | 10 | 40 |
| 530011N042020A | 2.0 | 20x1/2"x20 | 10 | 30 |
| 530011N051620A | 2.0 | 16x3/4"x16 | 10 | 40 |
| 530011N051820A | 2.0 | 18x3/4"x18 | 10 | 40 |
| 530011N052020A | 2.0 | 20x3/4"x20 | 10 | 30 |
| 530011N052630A | 3.0 | 26x3/4"x26 | 5 | 20 |
| 530011N053230A | 3.0 | 32x3/4"x32 | - | 10 |
| 530011N102630A | 3.0 | 26x1"x26 | 5 | 15 |
| 530011N103230A | 3.0 | 32x1"x32 | - | 10 |

5300.11 NICKEL-PLATED MALE TEE, CONICAL THREAD



| CODE | + | Ø | ◇ | □ |
|----------------|-----|------------|----|----|
| 530011N04162CA | 2.0 | 16x1/2"x16 | 10 | 50 |
| 530011N04202CA | 2.0 | 20x1/2"x20 | 10 | 30 |
| 530011N05162CA | 2.0 | 16x3/4"x16 | 10 | 50 |
| 530011N05202CA | 2.0 | 20x3/4"x20 | 10 | 40 |
| 530011N05263CA | 3.0 | 26x3/4"x26 | 5 | 20 |
| 530011N10263CA | 3.0 | 26x1"x26 | 5 | 20 |

5300.12 NICKEL-PLATED FEMALE TEE



| CODE | + | Ø | ◇ | □ |
|----------------|-----|------------|----|----|
| 530012N041420A | 2.0 | 14x1/2"x14 | 10 | 50 |
| 530012N041620A | 2.0 | 16x1/2"x16 | 10 | 50 |
| 530012N041820A | 2.0 | 18x1/2"x18 | 10 | 40 |
| 530012N042020A | 2.0 | 20x1/2"x20 | 10 | 30 |
| 530012N051620A | 2.0 | 16x3/4"x16 | 10 | 30 |
| 530012N051820A | 2.0 | 18x3/4"x18 | 10 | 30 |
| 530012N052020A | 2.0 | 20x3/4"x20 | 10 | 30 |
| 530012N052525A | 2.5 | 25x3/4"x25 | 5 | 20 |
| 530012N052630A | 3.0 | 26x3/4"x26 | 5 | 20 |
| 530012N053230A | 3.0 | 32x3/4"x32 | - | 10 |
| 530012N102630A | 3.0 | 26x1"x26 | 5 | 20 |
| 530012N103230A | 3.0 | 32x1"x32 | - | 10 |

5300.13 NICKEL-PLATED REDUCED TEE



| CODE | + | Ø | ◇ | □ |
|-----------------|-------------|----------|----|----|
| 530013N566656A | 2.0/2.0/2.0 | 16x20x16 | 10 | 30 |
| 530013N6665656A | 2.0/2.0/2.0 | 20x16x16 | 10 | 30 |
| 530013N6665666A | 2.0/2.0/2.0 | 20x16x20 | 10 | 30 |
| 530013N666656A | 2.0/2.0/2.0 | 20x20x16 | 10 | 30 |
| 530013N745674A | 2.5/2.0/2.5 | 25x16x25 | 5 | 20 |
| 530013N746674A | 2.5/2.0/2.5 | 25x20x25 | 5 | 20 |
| 530013N775677A | 3.0/2.0/3.0 | 26x16x26 | 5 | 20 |
| 530013N776677A | 3.0/2.0/3.0 | 26x20x26 | 5 | 20 |
| 530013N805680A | 3.0/2.0/3.0 | 32x16x32 | - | 10 |
| 530013N806680A | 3.0/2.0/3.0 | 32x20x32 | - | 10 |
| 530013N807780A | 3.0/3.0/3.0 | 32x26x32 | - | 10 |

COMPREX LINE 5300

5300.19
NICKEL-PLATED REDUCED
FEMALE TEE



| CODE | + | Ø | ◇ | □ |
|----------------|-----|--------------|----|----|
| 530019N660456A | 2.0 | 20x1/2"x16 | 10 | 40 |
| 530019N660556A | 2.0 | 20x1"3/4"x16 | 10 | 40 |

5300.20
NICKEL-PLATED DOUBLE
ELBOW



| CODE | + | Ø | ◇ | □ |
|----------------|-----|-------|----|----|
| 530020N142000A | 2.0 | 14x14 | 10 | 80 |
| 530020N162000A | 2.0 | 16x16 | 10 | 80 |
| 530020N182000A | 2.0 | 18x18 | 10 | 50 |
| 530020N202000A | 2.0 | 20x20 | 10 | 50 |
| 530020N252500A | 2.5 | 25x25 | 5 | 20 |
| 530020N263000A | 3.0 | 26x26 | 5 | 20 |
| 530020N323000A | 3.0 | 32x32 | - | 20 |

5300.21
NICKEL-PLATED MALE ELBOW



| CODE | + | Ø | ◇ | □ |
|----------------|-----|---------|----|-----|
| 530021N041420A | 2.0 | 1/2"x14 | 10 | 100 |
| 530021N041620A | 2.0 | 1/2"x16 | 10 | 100 |
| 530021N041820A | 2.0 | 1/2"x18 | 10 | 80 |
| 530021N042020A | 2.0 | 1/2"x20 | 10 | 60 |
| 530021N051620A | 2.0 | 3/4"x16 | 10 | 70 |
| 530021N051820A | 2.0 | 3/4"x18 | 10 | 70 |
| 530021N052020A | 2.0 | 3/4"x20 | 10 | 50 |
| 530021N052525A | 2.5 | 3/4"x25 | 5 | 30 |
| 530021N052630A | 3.0 | 3/4"x26 | 5 | 30 |
| 530021N102525A | 2.5 | 1"x25 | 5 | 30 |
| 530021N102630A | 3.0 | 1"x26 | 5 | 30 |
| 530021N103230A | 3.0 | 1"x32 | - | 30 |

5300.21
NICKEL-PLATED MALE ELBOW,
CONICAL THREAD



| CODE | + | Ø | ◇ | □ |
|----------------|-----|---------|----|-----|
| 530021N04162CA | 2.0 | 1/2"x16 | 10 | 100 |
| 530021N04202CA | 2.0 | 1/2"x20 | 10 | 60 |
| 530021N05162CA | 2.0 | 3/4"x16 | 10 | 80 |
| 530021N05202CA | 2.0 | 3/4"x20 | 10 | 60 |
| 530021N05263CA | 3.0 | 3/4"x26 | 5 | 40 |
| 530021N10263CA | 3.0 | 1"x26 | 5 | 30 |

5300.22
NICKEL-PLATED FEMALE
ELBOW



| CODE | + | Ø | ◇ | □ |
|----------------|-----|---------|----|----|
| 530022N041420A | 2.0 | 1/2"x14 | 10 | 80 |
| 530022N041620A | 2.0 | 1/2"x16 | 10 | 80 |
| 530022N041820A | 2.0 | 1/2"x18 | 10 | 70 |
| 530022N042020A | 2.0 | 1/2"x20 | 10 | 60 |
| 530022N051620A | 2.0 | 3/4"x16 | 10 | 40 |
| 530022N051820A | 2.0 | 3/4"x18 | 10 | 40 |
| 530022N052020A | 2.0 | 3/4"x20 | 10 | 40 |
| 530022N052525A | 2.5 | 3/4"x25 | 5 | 30 |
| 530022N052630A | 3.0 | 3/4"x26 | 5 | 30 |
| 530022N102525A | 2.5 | 1"x25 | 5 | 30 |
| 530022N102630A | 3.0 | 1"x26 | 5 | 30 |
| 530022N103230A | 3.0 | 1"x32 | - | 20 |

5300.23
NICKEL-PLATED WALLPLATE
ELBOW WITH 3 HOLES



| CODE | + | Ø | ◇ | □ |
|----------------|-----|---------|----|----|
| 530023N041420A | 2.0 | 1/2"x14 | 10 | 50 |
| 530023N041620A | 2.0 | 1/2"x16 | 10 | 50 |
| 530023N041820A | 2.0 | 1/2"x18 | 10 | 50 |
| 530023N042020A | 2.0 | 1/2"x20 | 10 | 50 |
| 530023N052020A | 2.0 | 3/4"x20 | 10 | 40 |

5300.23 Foro Singolo
NICKEL-PLATED WALLPLATE
ELBOW - SINGLE HOLE



| CODE | + | Ø | ◇ | □ |
|----------------|-----|---------|----|----|
| 530023N041606A | 2.0 | 1/2"x16 | 10 | 50 |

5300.36
NICKEL-PLATED CROSS



| CODE | + | Ø | ◇ | □ |
|----------------|-----|-------------|----|----|
| 530036N142000A | 2.0 | 14x14x14x14 | 10 | 60 |
| 530036N162000A | 2.0 | 16x16x16x16 | 10 | 40 |
| 530036N182000A | 2.0 | 18x18x18x18 | 10 | 20 |
| 530036N202000A | 2.0 | 20x20x20x20 | 10 | 20 |

5300.85
ADAPTER FOR COPPER PIPE



| CODE | + | Ø | ◇ | □ |
|----------------|-----|-----------|----|-----|
| 530085N161500A | 2.0 | 16x2.0x15 | 10 | 100 |
| 530085N202200A | 2.0 | 20x2.0x22 | 10 | 200 |

COMPREX LINE 5300

5300.40

CAP



CODE



530040N162000A

2.0

16

10

150

COMPREX LINE 5E00

5E00.00 NICKEL-PLATED DOUBLE STRAIGHT FITTING



| CODE | + | Ø | ◇ | □ |
|----------------|-----|-------|----|-----|
| 5E0000N162000A | 2.0 | 16x16 | 10 | 100 |
| 5E0000N182000A | 2.0 | 18x18 | 10 | 80 |
| 5E0000N202000A | 2.0 | 20x20 | 10 | 60 |
| 5E0000N263000A | 3.0 | 26x26 | 5 | 30 |
| 5E0000N323000A | 3.0 | 32x32 | 5 | 25 |

5E00.01 NICKEL-PLATED MALE STRAIGHT FITTING



| CODE | + | Ø | ◇ | □ |
|----------------|-----|---------|----|-----|
| 5E0001N041620A | 2.0 | 1/2"x16 | 10 | 120 |
| 5E0001N041820A | 2.0 | 1/2"x18 | 10 | 120 |
| 5E0001N042020A | 2.0 | 1/2"x20 | 10 | 100 |
| 5E0001N051620A | 2.0 | 3/4"x16 | 10 | 100 |
| 5E0001N051820A | 2.0 | 3/4"x18 | 10 | 100 |
| 5E0001N052020A | 2.0 | 3/4"x20 | 10 | 80 |
| 5E0001N052630A | 3.0 | 3/4"x26 | 5 | 40 |
| 5E0001N053230A | 3.0 | 3/4"x32 | 5 | 30 |
| 5E0001N102630A | 3.0 | 1"x26 | 5 | 50 |
| 5E0001N103230A | 3.0 | 1"x32 | 5 | 30 |

5E00.02 NICKEL-PLATED FEMALE STRAIGHT FITTING



| CODE | + | Ø | ◇ | □ |
|----------------|-----|---------|----|-----|
| 5E0002N041620A | 2.0 | 1/2"x16 | 10 | 120 |
| 5E0002N041820A | 2.0 | 1/2"x18 | 10 | 100 |
| 5E0002N042020A | 2.0 | 1/2"x20 | 10 | 100 |
| 5E0002N051620A | 2.0 | 3/4"x16 | 10 | 100 |
| 5E0002N051820A | 2.0 | 3/4"x18 | 10 | 80 |
| 5E0002N052020A | 2.0 | 3/4"x20 | 10 | 80 |
| 5E0002N052630A | 3.0 | 3/4"x26 | 5 | 40 |
| 5E0002N053230A | 3.0 | 3/4"x32 | 5 | 30 |
| 5E0002N102630A | 3.0 | 1"x26 | 5 | 30 |
| 5E0002N103230A | 3.0 | 1"x32 | 5 | 30 |

5E00.03 NICKEL-PLATED REDUCED STRAIGHT FITTINGS



| CODE | + | Ø | ◇ | □ |
|----------------|-----|-------|----|----|
| 5E0003N625600A | 2.0 | 18x16 | 10 | 80 |
| 5E0003N665600A | 2.0 | 20x16 | 10 | 70 |

5E00.10 NICKEL-PLATED TEE



| CODE | + | Ø | ◇ | □ |
|----------------|-----|----------|----|----|
| 5E0010N162000A | 2.0 | 16x16x16 | 10 | 40 |
| 5E0010N182000A | 2.0 | 18x18x18 | 5 | 30 |
| 5E0010N202000A | 2.0 | 20x20x20 | 5 | 40 |
| 5E0010N263000A | 3.0 | 26x26x26 | - | 15 |
| 5E0010N323000A | 3.0 | 32x32x32 | - | 10 |

5E00.11 NICKEL-PLATED MALE TEE



| CODE | + | Ø | ◇ | □ |
|----------------|-----|---------|----|----|
| 5E0011N041620A | 2.0 | 1/2"x16 | 10 | 40 |
| 5E0011N041820A | 2.0 | 1/2"x18 | 5 | 30 |
| 5E0011N042020A | 2.0 | 1/2"x20 | 5 | 40 |
| 5E0011N051820A | 2.0 | 3/4"x18 | 5 | 30 |
| 5E0011N052020A | 2.0 | 3/4"x20 | 5 | 30 |
| 5E0011N052630A | 3.0 | 3/4"x26 | - | 20 |
| 5E0011N102630A | 3.0 | 1"x26 | 5 | 15 |
| 5E0011N103230A | 3.0 | 1"x32 | - | 15 |

5E00.12 NICKEL-PLATED FEMALE TEE



| CODE | + | Ø | ◇ | □ |
|----------------|-----|---------|----|----|
| 5E0012N041620A | 2.0 | 1/2"x16 | 10 | 40 |
| 5E0012N041820A | 2.0 | 1/2"x18 | 5 | 40 |
| 5E0012N042020A | 2.0 | 1/2"x20 | 5 | 40 |
| 5E0012N051820A | 2.0 | 3/4"x18 | 5 | 30 |
| 5E0012N052020A | 2.0 | 3/4"x20 | 5 | 30 |
| 5E0012N052630A | 3.0 | 3/4"x26 | 5 | 15 |
| 5E0012N053230A | 3.0 | 3/4"x32 | - | 15 |
| 5E0012N103230A | 3.0 | 1"x32 | - | 10 |

COMPREX LINE 5E00

5E00.13 NICKEL-PLATED REDUCED TEE



| CODE | + | Ø | ◇ | □ |
|----------------|-------------|----------|---|----|
| 5E0013N625656A | 2.0/2.0/2.0 | 18x16x16 | 5 | 30 |
| 5E0013N625662A | 2.0/2.0/2.0 | 18x16x18 | 5 | 30 |
| 5E0013N626256A | 2.0/2.0/2.0 | 18x18x16 | 5 | 30 |
| 5E0013N665656A | 2.0/2.0/2.0 | 20x16x16 | 5 | 30 |
| 5E0013N665666A | 2.0/2.0/2.0 | 20x16x20 | 5 | 30 |
| 5E0013N666262A | 2.0/2.0/2.0 | 20x20x16 | 5 | 30 |
| 5E0013N666266A | 2.0/2.0/2.0 | 20x18x18 | 5 | 30 |
| 5E0013N666656A | 2.0/2.0/2.0 | 20x18x20 | 5 | 30 |
| 5E0013N666662A | 2.0/2.0/2.0 | 20x20x18 | 5 | 30 |

5E00.22 NICKEL-PLATED FEMALE ELBOW



| CODE | + | Ø | ◇ | □ |
|----------------|-----|---------|----|----|
| 5E0022N041620A | 2.0 | 1/2"x16 | 10 | 80 |
| 5E0022N041820A | 2.0 | 1/2"x18 | 10 | 70 |
| 5E0022N042020A | 2.0 | 1/2"x20 | 10 | 70 |
| 5E0022N051820A | 2.0 | 3/4"x18 | 10 | 50 |
| 5E0022N052020A | 2.0 | 3/4"x20 | 10 | 50 |
| 5E0022N052630A | 3.0 | 3/4"x26 | 5 | 25 |
| 5E0022N053230A | 3.0 | 3/4"x32 | 5 | 20 |
| 5E0022N102630A | 3.0 | 1"x26 | 5 | 20 |
| 5E0022N103230A | 3.0 | 1"x32 | - | 20 |

5E00.20 NICKEL-PLATED DOUBLE ELBOW



| CODE | + | Ø | ◇ | □ |
|----------------|-----|-------|----|----|
| 5E0020N162000A | 2.0 | 16x16 | 10 | 80 |
| 5E0020N182000A | 2.0 | 18x18 | 10 | 60 |
| 5E0020N202000A | 2.0 | 20x20 | 10 | 60 |
| 5E0020N263000A | 3.0 | 26x26 | - | 25 |
| 5E0020N323000A | 3.0 | 32x32 | - | 15 |

5E00.23 NICKEL-PLATED WALLPLATE ELBOW WITH 3 HOLES



| CODE | + | Ø | ◇ | □ |
|----------------|-----|---------|----|----|
| 5E0023N041620A | 2.0 | 1/2"x16 | 10 | 50 |
| 5E0023N041820A | 2.0 | 1/2"x18 | 10 | 40 |
| 5E0023N042020A | 2.0 | 1/2"x20 | 10 | 40 |

5E00.21 NICKEL-PLATED MALE ELBOW



| CODE | + | Ø | ◇ | □ |
|----------------|-----|---------|----|-----|
| 5E0021N041620A | 2.0 | 1/2"x16 | 10 | 100 |
| 5E0021N041820A | 2.0 | 1/2"x18 | 10 | 80 |
| 5E0021N042020A | 2.0 | 1/2"x20 | 10 | 80 |
| 5E0021N051820A | 2.0 | 3/4"x18 | 10 | 70 |
| 5E0021N052020A | 2.0 | 3/4"x20 | 10 | 70 |
| 5E0021N052630A | 3.0 | 3/4"x26 | 5 | 30 |
| 5E0021N102630A | 3.0 | 1"x26 | 5 | 30 |
| 5E0021N103230A | 3.0 | 1"x32 | - | 20 |

5E00.80 NUT, OLIVE AND INSERT



| CODE | + | Ø | ◇ | □ |
|----------------|-----|----|----|-----|
| 5E0080N162000A | 2.0 | 16 | 10 | 150 |
| 5E0080N182000A | 2.0 | 18 | 10 | 150 |
| 5E0080N202000A | 2.0 | 20 | 10 | 150 |
| 5E0080N263000A | 3.0 | 26 | 5 | 60 |
| 5E0080N323000A | 3.0 | 32 | 5 | 40 |

5500.00
DOUBLE STRAIGHT FITTING



| CODE | + | Ø | ◇ | □ |
|----------------|------|-------|----|----|
| 550000H162000T | 2.0 | 16x16 | 10 | 80 |
| 550000H202000T | 2.0 | 20x20 | 10 | 40 |
| 550000H162200T | 2.25 | 16x16 | 10 | 80 |
| 550000H202500T | 2.5 | 20x20 | 10 | 40 |
| 550000H263000T | 3.0 | 26x26 | 5 | 25 |

5500.01
MALE STRAIGHT FITTING



| CODE | + | Ø | ◇ | □ |
|----------------|------|---------|----|-----|
| 550001H041620T | 2.0 | 16x1/2" | 10 | 100 |
| 550001H051620T | 2.0 | 16x3/4" | 10 | 80 |
| 550001H042020T | 2.0 | 20x1/2" | 10 | 70 |
| 550001H052020T | 2.0 | 20x3/4" | 10 | 60 |
| 550001H041622T | 2.25 | 16x1/2" | 10 | 100 |
| 550001H051622T | 2.25 | 16x3/4" | 10 | 80 |
| 550001H042025T | 2.5 | 20x1/2" | 10 | 70 |
| 550001H052025T | 2.5 | 20x3/4" | 10 | 60 |
| 550001H052630T | 3.0 | 26x3/4" | 10 | 40 |
| 550001H102630T | 3.0 | 26x1" | 10 | 30 |
| 550001H103230H | 3.0 | 32x1" | 5 | 25 |

5500.02
FEMALE STRAIGHT FITTING



| CODE | + | Ø | ◇ | □ |
|----------------|------|---------|----|----|
| 550002H041620T | 2.0 | 16x1/2" | 10 | 90 |
| 550002H051620T | 2.0 | 16x3/4" | 10 | 50 |
| 550002H042020T | 2.0 | 20x1/2" | 10 | 50 |
| 550002H052020T | 2.0 | 20x3/4" | 10 | 50 |
| 550002H041622T | 2.25 | 16x1/2" | 10 | 90 |
| 550002H051622T | 2.25 | 16x3/4" | 10 | 50 |
| 550002H042025T | 2.5 | 20x1/2" | 10 | 50 |
| 550002H052025T | 2.5 | 20x3/4" | 10 | 50 |
| 550002H052630T | 3.0 | 26x3/4" | 5 | 30 |
| 550002H102630T | 3.0 | 26x1" | 5 | 30 |

5500.10
TEE



| CODE | + | Ø | ◇ | □ |
|----------------|------|----------|----|----|
| 550010H162000T | 2.0 | 16x16x16 | 10 | 40 |
| 550010H202000T | 2.0 | 20x20x20 | 5 | 20 |
| 550010H162200T | 2.25 | 16x16x16 | 10 | 40 |
| 550010H202500T | 2.5 | 20x20x20 | 5 | 20 |
| 550010H263000T | 3.0 | 26x26x26 | 5 | 10 |

5500.12
FEMALE TEE



| CODE | + | Ø | ◇ | □ |
|----------------|------|---------|----|----|
| 550012H041620T | 2.0 | 1/2"x16 | 10 | 40 |
| 550012H042020T | 2.0 | 1/2"x20 | 10 | 30 |
| 550012H052020T | 2.0 | 3/4"x20 | 5 | 20 |
| 550012H041622T | 2.25 | 1/2"x16 | 10 | 40 |
| 550012H042025T | 2.5 | 1/2"x20 | 10 | 30 |
| 550012H052025T | 2.5 | 3/4"x20 | 5 | 20 |
| 550012H052630T | 3.0 | 3/4"x26 | 5 | 15 |
| 550012H102630T | 3.0 | 1"x26 | 5 | 10 |

5500.20
DOUBLE ELBOW



| CODE | + | Ø | ◇ | □ |
|----------------|------|-------|----|----|
| 550020H162000T | 2.0 | 16x16 | 10 | 50 |
| 550020H202000T | 2.0 | 20x20 | 10 | 40 |
| 550020H162200T | 2.25 | 16x16 | 10 | 50 |
| 550020H202500T | 2.5 | 20x20 | 10 | 40 |
| 550020H263000T | 3.0 | 26x26 | 5 | 20 |

5500.21
MALE ELBOW



| CODE | + | Ø | ◇ | □ |
|----------------|------|---------|----|----|
| 550021H041620T | 2.0 | 1/2"x16 | 10 | 50 |
| 550021H042020T | 2.0 | 1/2"x20 | 10 | 50 |
| 550021H052020T | 2.0 | 3/4"x20 | 10 | 50 |
| 550021H041622T | 2.25 | 1/2"x16 | 10 | 50 |
| 550021H042025T | 2.5 | 1/2"x20 | 10 | 50 |
| 550021H052025T | 2.5 | 3/4"x20 | 10 | 50 |
| 550021H052630T | 3.0 | 3/4"x26 | 10 | 30 |
| 550021H102630T | 3.0 | 1"x26 | 5 | 25 |



5500.22
FEMALE ELBOW

| CODE | + | Ø | ◇ | ▢ |
|----------------|------|---------|----|----|
| 550022H041620T | 2.0 | 1/2"x16 | 10 | 60 |
| 550022H042020T | 2.0 | 1/2"x20 | 10 | 40 |
| 550022H052020T | 2.0 | 3/4"x20 | 10 | 40 |
| 550022H041622T | 2.25 | 1/2"x16 | 10 | 60 |
| 550022H042025T | 2.5 | 1/2"x20 | 10 | 40 |
| 550022H052025T | 2.5 | 3/4"x20 | 10 | 40 |
| 550022H052630T | 3.0 | 3/4"x26 | 10 | 20 |
| 550022H102630T | 3.0 | 1"x26 | 5 | 20 |



5500.23
WALLPLATE ELBOW WITH 3 HOLES

| CODE | + | Ø | ◇ | ▢ |
|----------------|------|---------|----|----|
| 550023H041620T | 2.0 | 1/2"x16 | 10 | 30 |
| 550023H042020T | 2.0 | 1/2"x20 | 10 | 30 |
| 550023H041622T | 2.25 | 1/2"x16 | 10 | 30 |
| 550023H042025T | 2.5 | 1/2"x20 | 10 | 30 |



5500.70
NUT

| CODE | Ø | ◇ | ▢ |
|----------------|----|----|-----|
| 550070H041600T | 16 | 25 | 200 |
| 550070H052000T | 20 | - | 300 |
| 550070H102600T | 26 | - | - |



5500.81
OLIVE

| CODE | Ø | ◇ | ▢ |
|----------------|----|----|------|
| 550081R041600H | 16 | 25 | 1000 |
| 550081R052000H | 20 | 25 | 400 |
| 550081R102600H | 26 | - | - |



PR55.80
INSERT

| CODE | + | Ø | ◇ | ▢ |
|----------------|------|----|----|-----|
| PR5580H041620H | 2.0 | 16 | 25 | 500 |
| PR5580H052020H | 2.0 | 20 | 25 | 300 |
| PR5580H041622H | 2.25 | 16 | 25 | 500 |
| PR5580H052025H | 2.5 | 20 | 25 | 300 |
| PR5580H102630H | 3.0 | 26 | - | - |

Eurocone fittings



5700.00.N
NICKEL-PLATED STRAIGHT
FITTING FOR EUROCONE

| CODE | Ø | ◇ | ☐ |
|----------------|-----------------|----|-----|
| 570000N050500H | 3/4" EKx3/4" EK | 10 | 120 |



5700.03.N
NICKEL-PLATED REDUCED
STRAIGHT FITTING FOR
EUROCONE

| CODE | Ø | ◇ | ☐ |
|----------------|--------------|----|-----|
| 570003N050400H | 1/2"x3/4" EK | 10 | 150 |



5700.10.N
NICKEL-PLATED T-FITTING
EUROCONE CONNECTION

| CODE | Ø | ◇ | ☐ |
|----------------|----------------------|----|----|
| 570010N050505A | 3/4"EKx3/4"EKx3/4"EK | 10 | 50 |



5700.20.N
EUROCONO CONNECTION
NICKEL-PLATED ELBOW
FITTING

| CODE | Ø | ◇ | ☐ |
|----------------|---------------|----|----|
| 570020N050500A | 3/4"EKx3/4"EK | 10 | 80 |

Multilayer pipes for water



TB00.20 BARS
PE-Xb/Al/PE-Xb PIPE IN BAR

| CODE | Ø | Length | Weight |
|----------------|--------|--------|--------|
| TB0020H162004H | 16x2.0 | 4 m | 100 m |
| TB0020H202004H | 20x2.0 | 4 m | 64 m |
| TB0020H263004H | 26x3.0 | 4 m | 40 m |
| TB0020H323004H | 32x3.0 | 4 m | 28 m |



TB00.20 BLUE
PE-Xb/Al/PE-Xb PIPE WITH
BLUE INSULATION

| CODE | Ø | Length | Weight |
|-----------------|--------|--------|--------|
| TB0020B162000H* | 16x2.0 | 50 m | 700 m |
| TB0020B202000H | 20x2.0 | 50 m | 600 m |
| TB0020B252500H | 25x2.5 | 50 m | 600 m |
| TB0020B263000H | 26x3.0 | 50 m | 500 m |
| TB0020B323000H* | 32x3.0 | 25 m | 250 m |



TB00.20 BARS
PE-Xc/Al/PE-Xc PIPE IN BAR

| CODE | Ø | Length | Weight |
|----------------|--------|--------|--------|
| TB0020H1620H4H | 16x2.0 | 4 m | |
| TB0020H2020H4H | 20x2.0 | 4 m | |
| TB0020H2630H4H | 26x3.0 | 4 m | |
| TB0020H3230H4H | 32x3.0 | 4 m | |
| TB0020H4035H4H | 40x3.5 | 4 m | 36 m |
| TB0020H5040H4H | 50x4.0 | 4 m | 28 m |
| TB0020H6345H4H | 63x4.5 | 4 m | 16 m |



TB00.20 COILS
PE-Xb/Al/PE-Xb PIPE IN COILS

| CODE | Ø | Length | Weight |
|----------------|--------|--------|--------|
| TB0020H162000H | 16x2.0 | 100 m | 5200 m |
| TB0020H162020H | 16x2.0 | 200 m | 2000 m |
| TB0020H162050H | 16x2.0 | 500m | 5000m |
| TB0020H202000H | 20x2.0 | 100 m | 1300 m |
| TB0020H252500H | 25x2.5 | 50 m | 600 m |
| TB0020H263000H | 26x3.0 | 50 m | 600 m |
| TB0020H323002H | 32x3.0 | 50 m | 500 m |



TB00.20 RED
PE-Xb/Al/PE-Xb PIPE WITH RED
INSULATION

| CODE | Ø | Length | Weight |
|-----------------|--------|--------|--------|
| TB0020R162000H* | 16x2.0 | 50 m | 700 m |
| TB0020R202000H | 20x2.0 | 50 m | 600 m |
| TB0020R252500H | 25x2.5 | 50 m | 600 m |
| TB0020R263000H | 26x3.0 | 50 m | 500 m |
| TB0020R323000H* | 32x3.0 | 25 m | 250 m |



TB00.20 COILS
PE-Xc/Al/PE-Xc PIPE IN COILS

| CODE | Ø | Length |
|----------------|--------|--------|
| TB0020H16200HH | 16x2.0 | 100 m |
| TB0020H16202HH | 16x2.0 | 200 m |
| TB0020H20200HH | 20x2.0 | 100 m |
| TB0020H26300HH | 26x3.0 | 50 m |
| TB0020H32300HH | 32x3.0 | 50 m |



TB00.20 GREY
PE-Xb/Al/PE-Xb PIPE WITH
GREY INSULATION

| CODE | Ø | Length | Weight |
|-----------------|--------|--------|--------|
| TB0020G162000H* | 16x2.0 | 50 m | 700 m |
| TB0020G202010H* | 20x2.0 | 50 m | 600 m |
| TB0020G202000H | 20x2.0 | 50 m | 600 m |
| TB0020G263010H* | 26x3.0 | 50 m | 700 m |
| TB0020G263000H | 26x3.0 | 50 m | 500 m |
| TB0020G323000H* | 32x3.0 | 25 m | 250 m |



TB00.20 WHITE FRIO
PE-Xb/Al/PE-Xb PIPE WITH
WHITE INSULATION

| CODE | Ø | Length | Weight |
|-----------------|--------|--------|--------|
| TB0020W162050A* | 16x2.0 | 50 m | 500m |
| TB0020W202013A* | 20x2.0 | 50 m | 500m |
| TB0020W263050A* | 26x3.0 | 50 m | 450m |
| TB0020W323025A* | 32x3.0 | 25 m | 225m |




TB00.20 BLUE
PE-Xc/Al/PE-Xc PIPE WITH
BLUE INSULATION

| CODE | Ø | Length |
|-----------------|--------|--------|
| TB0020B16200HH* | 16x2.0 | 50 m |
| TB0020B20200HH | 20x2.0 | 50 m |
| TB0020B26300HH | 26x3.0 | 50 m |
| TB0020B32300HH* | 32x3.0 | 25 m |

Multilayer pipes for water



TB00.20 RED
PE-Xc/Al/PE-Xc PIPE WITH RED
INSULATION

| CODE | Ø |  |
|-----------------|--------|---|
| TB0020R16200HH* | 16x2.0 | 50 m |
| TB0020R20200HH | 20x2.0 | 50 m |
| TB0020R26300HH | 26x3.0 | 50 m |
| TB0020R32300HH* | 32x3.0 | 25 m |

Multilayer pipes for gas installations



TB00.20.Y METALGAS BAR

PE-Xc/Al/PE-Xb PIPE IN BAR

| CODE | Ø | Al | ✍ | 📏 |
|----------------|--------|-----|-----|------|
| TB0020Y202005H | 20x2.0 | 0.4 | 5 m | 65 m |
| TB0020Y263005H | 26x3.0 | 0.6 | 5 m | 35 m |
| TB0020Y323005H | 32x3.0 | 0.8 | 5 m | 25 m |



TB00.20.Y METALGAS 2 ROTOLO

PE-X/Al/PE-Xb PIPE

| CODE | Ø | Al | 🌀 | 📏 |
|----------------|--------|------|-------|--------|
| TB0020Y16202AT | 16x2.0 | 0.2 | 100 m | 5200 m |
| TB0020Y20202AT | 20x2.0 | 0.25 | 100 m | 1300 m |
| TB0020Y26302AT | 26x3.0 | 0.3 | 50 m | 600 m |
| TB0020Y32305AT | 32x3.0 | 0.8 | 50 m | 250 m |



TB00.21.Y METALGAS 2

PE-Xb/Al/PE-Xb PIPE WITH
CORRUGATED SHEATH

| CODE | Ø | 🌀 | 🌀 | Al | 🌀 | 📏 |
|----------------|--------|--------|------|------|------|-------|
| TB0021Y162552T | 16x2.0 | Ø 31 | Ø 36 | 0.2 | 50 m | 500 m |
| TB0021Y203052T | 20x2.0 | Ø 31 | Ø 36 | 0.25 | 50 m | 500 m |
| TB0021Y264052T | 26x3.0 | Ø 40.4 | Ø 45 | 0.3 | 50 m | 450 m |

Welcoflex pipes



TB00.20 COILS

PE-Xc/Al/PE-Xb PIPE IN COILS

| CODE | Ø | Al | |
|----------------|---------|-----|-------|
| TB0020H162210Z | 16x2.25 | 0.4 | 100 m |
| TB0020H202510Z | 20x2.5 | 0.5 | 100 m |



TB00.20 BARS

PE-Xc/Al/PE-Xb PIPE IN BAR

| CODE | Ø | Al | |
|----------------|---------|-----|-----|
| TB0020H162205Z | 16x2.25 | 0.4 | 5 m |
| TB0020H202505Z | 16x2.50 | 0.5 | 5 m |



TB00.20 GREY

PE-Xc/Al/PE-Xb PIPE WITH
GREY INSULATION

| CODE | Ø | Al | |
|----------------|---------|-----|------|
| TB0020G162250Z | 16x2.25 | 0.4 | 50 m |
| TB0020G202550Z | 20x2.5 | 0.5 | 50 m |

Multilayer pipe systems accessories

PZ56.00
MANUAL PRESS MACHINE



| CODE | Ø |
|----------------|----------|
| PZ5600H162000H | 16-18-20 |

AC00.80 MANUAL
ADAPTER FOR MANUAL PRESS
MACHINE



| CODE | Ø |
|----------------|----|
| AC0080T160001H | 16 |
| AC0080T180001H | 18 |
| AC0080T200001H | 20 |
| AC0080U160001H | 16 |
| AC0080U180001H | 18 |
| AC0080U200001H | 20 |

AC00.93
PLASTIC CASE WITH
DEBURRING TOOLS SET



| CODE | Ø |
|----------------|----------|
| AC0093H162600A | 16-20-26 |

CS50.00
REAMER/DEBURRER



| CODE | Ø |
|----------------|---------|
| CS5000H142000A | 14x2.0 |
| CS5000H162000A | 16x2.0 |
| CS5000H162200A | 16x2.25 |
| CS5000H182000A | 18x2.0 |
| CS5000H202000A | 20x2.0 |
| CS5000H202500A | 20x2.25 |
| CS5000H263000A | 26x3.0 |
| CS5000H323000A | 32x3.0 |
| CS5000H403500A | 40x3.5 |
| CS5000H504000A | 50x4.0 |
| CS5000H634500A | 63x4.5 |

CS50.00_
REAMER/DEBURRER



| CODE | Ø |
|----------------|----------------------|
| CS5000B162026A | 16x2.0-20x2.0-26x3.0 |
| CS5000R162026A | 16x2.0-20x2.0-26x3.0 |

MA00.90
HANDLE FOR CS50.00



| CODE | Ø |
|----------------|---|
| MA0090N500000H | T |

AC00.80 MOLLA
BENDER SPRING (KIT
16/20/26)



| CODE | Ø |
|----------------|--------|
| AC0080HSETMOLH | 500 mm |

TT50.00 ROTELLA
WHEEL PIPE CUTTER FROM
Ø14 TO Ø26



| CODE |
|----------------|
| TT5000H142600H |

TT50.00 CESCOIA
SHEARS PIPE CUTTER TC
0-42MM



| CODE |
|----------------|
| TT5000HROCU42H |

AC00.80 MINI
JAW FOR MINI PRESS
MACHINE - TH PROFILE



| CODE | Ø |
|----------------|----|
| AC0080T16019JH | 16 |
| AC0080T20019JH | 20 |
| AC0080T26019JH | 26 |
| AC0080T32019JH | 32 |

AC00.80 BIG
JAW FOR BIG PRESS MACHINE
- TH PROFILE



| CODE | Ø |
|----------------|----|
| AC0080T16032JH | 16 |
| AC0080T20032JH | 20 |
| AC0080T26032JH | 26 |
| AC0080T32032JH | 32 |
| AC0080T40032JH | 40 |

Multilayer pipe systems accessories



AC00.80 BIG - CATENA
JAW FOR BIG PRESS MACHINE
- TH PROFILE

| CODE | Ø |
|----------------|----|
| AC0080T50C32JH | 50 |
| AC0080T63C32JH | 63 |



AC00.91 MINI
MINI PRESS MACHINE-with
jaws Ø 16-20-26

| CODE | Ø |
|----------------|----------|
| AC0091HJBSPM19 | 16-20-26 |



AC00.91 BIG
BIG PRESS MACHINE - with
jaws Ø 16-20-26

| CODE | Ø |
|----------------|----------|
| AC0091HJBSPM32 | 16-20-26 |



AC00.92
PRESSING MACHINE BATTERY
REPLACEMENT (BIG AND MINI)

| CODE |
|----------------|
| AC0092HJBB1830 |



AC00.92
BATTERY CHARGE LI-ION
3,0AH/18V (BIG AND MINI)

| CODE |
|----------------|
| AC0092HJBC1830 |



5F00.R3
VALVE KIT FEATURING SIDE
FLUSH MOUNT BOX - CONICAL
SEAT

| CODE | Ø |
|----------------|------|
| 5F00R3H0500U1H | 3/4" |



5F00.O4
WHITE COVER PLATE

| CODE | Ø |
|----------------|---------|
| 5F00O4WB01000H | 135x90 |
| 5F00O4WC01000H | 196x120 |
| 5F00O4WD01000H | 230x140 |



5F00.61
MANIFOLD FEATURING FLUSH
MOUNT BOX - CONICAL SEAT

| CODE | Ø |
|----------------|-----------|
| 5F0061H100502H | 2 1"x3/4" |
| 5F0061H100503H | 3 1"x3/4" |



5F00.O4.C
CHROME-PLATED COVER
PLATE

| CODE | Ø |
|----------------|--------|
| 5F00O4CB01000H | 135x90 |



5F00.O5
USER OUTPUT FITTING
FEATURING FLUSH MOUNT
BOX AND COVER PLATE

| CODE | Ø |
|----------------|-----------|
| 5F00O5H050001H | 1/2"x3/4" |



AC00.80 GAS
MANIFOLD BOX

| CODE | Ø |
|----------------|------------|
| AC0080H050200H | 180x140x75 |
| AC0080H050300H | 230x180x75 |



5F00.80
CONICAL SEAT ADAPTOR (O-
RING INCLUDED)

| CODE | Ø |
|----------------|------|
| 5F0080H050000H | 3/4" |
| 5F0080H100000H | 1" |



5F00.O3
VALVE KIT FEATURING SIDE
FLUSH MOUNT BOX - CONICAL
SEAT

| CODE | Ø |
|----------------|------|
| 5F00O3H050001H | 3/4" |

6200.E7

SELF-SEAL THREAD MANIFOLD WITH WHITE HEAD SCREWS AND DESTINATION LABELS



| CODE | | | | |
|----------------|------|---|------|----|
| 6200E7N0504W2A | 3/4" | 2 | 1/2" | 25 |
| 6200E7N0504W3A | 3/4" | 3 | 1/2" | 15 |
| 6200E7N0504W4A | 3/4" | 4 | 1/2" | 10 |
| 6200E7N1004W2A | 1" | 2 | 1/2" | 20 |
| 6200E7N1004W3A | 1" | 3 | 1/2" | 10 |
| 6200E7N1004W4A | 1" | 4 | 1/2" | 10 |

6200.E7 BLU

SELF-SEAL THREAD MANIFOLD WITH BLUE HEAD SCREWS



| CODE | | | | |
|----------------|------|---|------|----|
| 6200E7N0504B2A | 3/4" | 2 | 1/2" | 20 |
| 6200E7N0504B3A | 3/4" | 3 | 1/2" | 15 |
| 6200E7N0504B4A | 3/4" | 4 | 1/2" | 10 |
| 6200E7N1004B2A | 1" | 2 | 1/2" | 20 |
| 6200E7N1004B3A | 1" | 3 | 1/2" | 10 |
| 6200E7N1004B4A | 1" | 4 | 1/2" | 10 |

6200.E7 ROSSO

SELF-SEAL THREAD MANIFOLD WITH RED HEAD SCREWS



| CODE | | | | |
|----------------|------|---|------|----|
| 6200E7N0504R2A | 3/4" | 2 | 1/2" | 20 |
| 6200E7N0504R3A | 3/4" | 3 | 1/2" | 15 |
| 6200E7N0504R4A | 3/4" | 4 | 1/2" | 10 |
| 6200E7N1004R2A | 1" | 2 | 1/2" | 20 |
| 6200E7N1004R3A | 1" | 3 | 1/2" | 10 |
| 6200E7N1004R4A | 1" | 4 | 1/2" | 10 |

6200.R6 BLU

SELF-SEAL THREAD MANIFOLD WITH MINI VALVE AND BLUE HANDLES



| CODE | | | | |
|----------------|------|---|------|----|
| 6200R6H0504B2A | 3/4" | 2 | 1/2" | 20 |
| 6200R6H0504B3A | 3/4" | 3 | 1/2" | 15 |
| 6200R6H0504B4A | 3/4" | 4 | 1/2" | 10 |
| 6200R6H1004B2A | 1" | 2 | 1/2" | 15 |
| 6200R6H1004B3A | 1" | 3 | 1/2" | 10 |

6200.R6.N BLU

NICKEL PLATED SELF-SEAL THREAD MANIFOLD WITH MINI VALVE AND BLUE HANDLES



| CODE | | | | |
|----------------|------|---|------|----|
| 6200R6N0504B2A | 3/4" | 2 | 1/2" | 20 |
| 6200R6N0504B3A | 3/4" | 3 | 1/2" | 15 |
| 6200R6N0504B4A | 3/4" | 4 | 1/2" | 10 |
| 6200R6N1004B2A | 1" | 2 | 1/2" | 15 |
| 6200R6N1004B3A | 1" | 3 | 1/2" | 10 |

6200.R6 ROSSO

SELF-SEAL THREAD MANIFOLD WITH MINI VALVE AND RED HANDLES



| CODE | | | | |
|----------------|------|---|------|----|
| 6200R6H0504R2A | 3/4" | 2 | 1/2" | 20 |
| 6200R6H0504R3A | 3/4" | 3 | 1/2" | 15 |
| 6200R6H0504R4A | 3/4" | 4 | 1/2" | 10 |
| 6200R6H1004R2A | 1" | 2 | 1/2" | 15 |
| 6200R6H1004R3A | 1" | 3 | 1/2" | 10 |

6200.R6.N ROSSO

NICKEL PLATED SELF-SEAL THREAD MANIFOLD WITH MINI VALVE AND RED HANDLES



| CODE | | | | |
|----------------|------|---|------|----|
| 6200R6N0504R2A | 3/4" | 2 | 1/2" | 20 |
| 6200R6N0504R3A | 3/4" | 3 | 1/2" | 15 |
| 6200R6N0504R4A | 3/4" | 4 | 1/2" | 10 |
| 6200R6N1004R2A | 1" | 2 | 1/2" | 15 |
| 6200R6N1004R3A | 1" | 3 | 1/2" | 10 |

3300.R6 BLU

MANIFOLD WITH MINI-VALVES WITH COMPRESSION EXITS FOR PE-X PIPE



| CODE | | | | | |
|----------------|-----|------|---|----|----|
| 3300R6H0552B2A | 2.5 | 3/4" | 2 | 15 | 20 |
| 3300R6H0552B3A | 2.5 | 3/4" | 3 | 15 | 15 |
| 3300R6H0552B4A | 2.5 | 3/4" | 4 | 15 | 10 |
| 3300R6H0556B2A | 2.0 | 3/4" | 2 | 16 | 20 |
| 3300R6H0556B3A | 2.0 | 3/4" | 3 | 16 | 15 |
| 3300R6H0556B4A | 2.0 | 3/4" | 4 | 16 | 10 |
| 3300R6H0558B2A | 2.2 | 3/4" | 2 | 16 | 20 |
| 3300R6H0558B3A | 2.2 | 3/4" | 3 | 16 | 15 |
| 3300R6H0558B4A | 2.2 | 3/4" | 4 | 16 | 10 |
| 3300R6H1058B2A | 2.2 | 1" | 2 | 16 | 20 |
| 3300R6H1058B3A | 2.2 | 1" | 3 | 16 | 15 |

3300.R6 ROSSO

MANIFOLD WITH MINI-VALVES WITH COMPRESSION EXITS FOR PE-X PIPE



| CODE | + | □ | ✂ | ∅ | 📦 |
|----------------|-----|------|---|----|----|
| 3300R6H0552R2A | 2.5 | 3/4" | 2 | 15 | 20 |
| 3300R6H0552R3A | 2.5 | 3/4" | 3 | 15 | 15 |
| 3300R6H0552R4A | 2.5 | 3/4" | 4 | 15 | 10 |
| 3300R6H0556R2A | 2.0 | 3/4" | 2 | 16 | 20 |
| 3300R6H0556R3A | 2.0 | 3/4" | 3 | 16 | 15 |
| 3300R6H0556R4A | 2.0 | 3/4" | 4 | 16 | 10 |
| 3300R6H0558R3A | 2.2 | 3/4" | 3 | 16 | 15 |
| 3300R6H0558R2A | 2.2 | 3/4" | 2 | 16 | 20 |
| 3300R6H0558R4A | 2.2 | 3/4" | 4 | 16 | 10 |
| 3300R6H1058R2A | 2.2 | 1" | 2 | 16 | 20 |
| 3300R6H1058R3A | 2.2 | 1" | 3 | 16 | 15 |

6300.E7

SELF-SEAL THREAD MANIFOLD WITH HEAD SCREWS AND DESTINATION LABELS



| CODE | □ | ✂ | ■ | 📦 |
|----------------|------|---|----------|----|
| 6300E7N0505V2A | 3/4" | 2 | 3/4" EK. | 15 |
| 6300E7N0505V3A | 3/4" | 3 | 3/4" EK. | 10 |
| 6300E7N0505V4A | 3/4" | 4 | 3/4" EK. | 6 |
| 6300E7N1005V2A | 1" | 2 | 3/4" EK. | 10 |
| 6300E7N1005V3A | 1" | 3 | 3/4" EK. | 10 |
| 6300E7N1005V4A | 1" | 4 | 3/4" EK. | 6 |

6300.E7 ROSSO

SELF-SEAL THREAD MANIFOLD WITH RED HEAD SCREWS



| CODE | □ | ✂ | ■ | 📦 |
|----------------|------|---|----------|----|
| 6300E7N0505R2A | 3/4" | 2 | 3/4" EK. | 15 |
| 6300E7N0505R3A | 3/4" | 3 | 3/4" EK. | 10 |
| 6300E7N0505R4A | 3/4" | 4 | 3/4" EK. | 6 |
| 6300E7N1005R2A | 1" | 2 | 3/4" EK. | 10 |
| 6300E7N1005R3A | 1" | 3 | 3/4" EK. | 10 |
| 6300E7N1005R4A | 1" | 4 | 3/4" EK. | 6 |

6300.E7 BLU

SELF-SEAL THREAD MANIFOLD WITH BLUE HEAD SCREWS



| CODE | □ | ✂ | ■ | 📦 |
|----------------|------|---|----------|----|
| 6300E7N0505B2A | 3/4" | 2 | 3/4" EK. | 15 |
| 6300E7N0505B3A | 3/4" | 3 | 3/4" EK. | 10 |
| 6300E7N0505B4A | 3/4" | 4 | 3/4" EK. | 6 |
| 6300E7N1005B2A | 1" | 2 | 3/4" EK. | 10 |
| 6300E7N1005B3A | 1" | 3 | 3/4" EK. | 10 |
| 6300E7N1005B4A | 1" | 4 | 3/4" EK. | 6 |

MA00.70
HANDLE



| CODE |
|----------------|
| MA0070B262400H |
| MA0070R262400H |
| MA0070W262400H |
| MA0070V262400H |

AM00.80

DESTINATION LABEL



| CODE |
|----------------|
| AM0080H184500H |
| AM0080H1845E1H |

MA00.80

MANIFOLD HANDLE



| CODE |
|----------------|
| MA0080B183300A |
| MA0080R183300A |

6200.01

MALE STRAIGHT FITTING WITH O-RING



| CODE | + | ∅ | ◇ | 📦 |
|----------------|-----|---------|----|----|
| 620001H052020A | 2.0 | 3/4"x20 | 10 | 80 |
| 620001H052025A | 2.5 | 3/4"x20 | - | - |
| 620001H052630A | 3.0 | 3/4"x26 | 5 | 50 |
| 620001H102630A | 3.0 | 1"x26 | 5 | 40 |
| 620001H103230A | 3.0 | 1"x32 | 5 | 40 |

6200.21

SELF-SEAL MALE ELBOW WITH O-RING



| CODE | + | ∅ | ◇ | 📦 |
|----------------|-----|---------|----|----|
| 620021H052020A | 2.0 | 3/4"x20 | 10 | 60 |
| 620021H052025A | 2.5 | 3/4"x20 | 10 | 60 |
| 620021H052630A | 3.0 | 3/4"x26 | 5 | 50 |
| 620021H102630A | 3.0 | 1"x26 | 5 | 25 |
| 620021H103230A | 3.0 | 1"x32 | 5 | 20 |

FLEXUS

6200.22
SELF-SEAL FEMALE ELBOW
WITH O-RING



| CODE | + | Ø | ◇ | ▢ |
|----------------|-----|---------|----|----|
| 620022H052020A | 2.0 | 3/4"x20 | 10 | 50 |
| 620022H052025A | 2.5 | 3/4"x20 | 10 | 50 |
| 620022H052630A | 3.0 | 3/4"x26 | 5 | 30 |
| 620022H102630A | 3.0 | 1"x26 | 5 | 25 |
| 620022H103230A | 3.0 | 1"x32 | 5 | 25 |

2600.41.N
NICKEL-PLATED FEMALE CAP



| CODE | Ø | ◇ | ▢ |
|----------------|------|----|-----|
| 260041N040000A | 1/2" | 10 | 350 |
| 260041N050000A | 3/4" | 10 | 200 |
| 260041N100000A | 1" | 10 | 100 |

5S00.02
FEMALE STRAIGHT FITTING



| CODE | + | Ø | ◇ | ▢ |
|----------------|------|---------|----|----|
| 5S0002H052020T | 2.0 | 3/4"x20 | 10 | 50 |
| 5S0002H052022T | 2.25 | 3/4"x20 | 10 | 50 |
| 5S0002H102630T | 3.0 | 1"x26 | 5 | 40 |
| 5S0002H103230T | 3.0 | 1"x32 | 5 | 30 |

6200.J4
MALE CAP WITH O-RING



| CODE | Ø | ◇ | ▢ |
|----------------|------|----|-----|
| 6200J4H050000A | 3/4" | 10 | 200 |
| 6200J4H100000A | 1" | 10 | 100 |

2600.41
FEMALE CAP



| CODE | Ø | ◇ | ▢ |
|----------------|------|----|-----|
| 260041H040000A | 1/2" | 10 | 350 |
| 260041H050000A | 3/4" | 10 | 200 |
| 260041H100000A | 1" | 10 | 100 |

6200.R8

90° SELF-SEAL THREAD
MANIFOLD WITH DESTINATION
LABELS



| CODE | | | | |
|----------------|------|---|------|----|
| 6200R8C0504V2A | 3/4" | 2 | 1/2" | 12 |
| 6200R8C0504V3A | 3/4" | 3 | 1/2" | 9 |
| 6200R8C0504V4A | 3/4" | 4 | 1/2" | 6 |
| 6200R8C1004V2A | 1" | 2 | 1/2" | 12 |
| 6200R8C1004V3A | 1" | 3 | 1/2" | 9 |
| 6200R8C1004V4A | 1" | 4 | 1/2" | 6 |

6300.R8

90° SELF-SEAL THREAD
MANIFOLD WITH DESTINATION
LABELS



| CODE | | | | |
|----------------|------|---|---------|----|
| 6300R8C0505V2A | 3/4" | 2 | 3/4" EK | 12 |
| 6300R8C0505V3A | 3/4" | 3 | 3/4" EK | 9 |
| 6300R8C0505V4A | 3/4" | 4 | 3/4" EK | 6 |
| 6300R8C1005V2A | 1" | 2 | 3/4" EK | 12 |
| 6300R8C1005V3A | 1" | 3 | 3/4" EK | 9 |
| 6300R8C1005V4A | 1" | 4 | 3/4" EK | 6 |

6400.R8

90° SELF-SEAL THREAD
MANIFOLD WITH DESTINATION
LABELS



| CODE | | | | |
|----------------|------|---|-------|----|
| 6400R8C0524V2A | 3/4" | 2 | 24x19 | 12 |
| 6400R8C0524V3A | 3/4" | 3 | 24x19 | 9 |
| 6400R8C0524V4A | 3/4" | 4 | 24x19 | 6 |
| 6400R8C1024V2A | 1" | 2 | 24x19 | 12 |
| 6400R8C1024V3A | 1" | 3 | 24x19 | 9 |
| 6400R8C1024V4A | 1" | 4 | 24x19 | 6 |

6200.RP

90° SELF-SEAL THREAD
MANIFOLD WITH DESTINATION
LABELS - FLAT SEAL



| CODE | | | | |
|----------------|------|---|------|----|
| 6200RPC0504V2A | 3/4" | 2 | 1/2" | 12 |
| 6200RPC0504V3A | 3/4" | 3 | 1/2" | 9 |
| 6200RPC0504V4A | 3/4" | 4 | 1/2" | 6 |

6200.01

MALE STRAIGHT FITTING
WITH O-RING



| CODE | | | | |
|----------------|-----|---------|----|----|
| 620001H052020A | 2.0 | 3/4"x20 | 10 | 80 |
| 620001H052025A | 2.5 | 3/4"x20 | - | - |
| 620001H052630A | 3.0 | 3/4"x26 | 5 | 50 |
| 620001H102630A | 3.0 | 1"x26 | 5 | 40 |
| 620001H103230A | 3.0 | 1"x32 | 5 | 40 |

5S00.02

FEMALE STRAIGHT FITTING



| CODE | | | | |
|----------------|------|---------|----|----|
| 5S0002H052020T | 2.0 | 3/4"x20 | 10 | 50 |
| 5S0002H052022T | 2.25 | 3/4"x20 | 10 | 50 |
| 5S0002H102630T | 3.0 | 1"x26 | 5 | 40 |
| 5S0002H103230T | 3.0 | 1"x32 | 5 | 30 |

6200.J4

MALE CAP WITH O-RING



| CODE | | | |
|----------------|------|----|-----|
| 6200J4H050000A | 3/4" | 10 | 200 |
| 6200J4H100000A | 1" | 10 | 100 |

2600.41

FEMALE CAP



| CODE | | | |
|----------------|------|----|-----|
| 260041H040000A | 1/2" | 10 | 350 |
| 260041H050000A | 3/4" | 10 | 200 |
| 260041H100000A | 1" | 10 | 100 |

2600.41.C

CHROME-PLATED FEMALE CAP



| CODE | | | |
|----------------|------|----|-----|
| 260041C040000A | 1/2" | 10 | 350 |
| 260041C050000A | 3/4" | 10 | 200 |
| 260041C100000A | 1" | 10 | 100 |

MA00.70

HANDLE



| CODE |
|----------------|
| MA0070V352500H |

AM00.80

DESTINATION LABEL



| CODE |
|----------------|
| AM0080H274500A |
| AM0080H274500H |

Sanitary manifolds



6300.H2

F/F MANIFOLD WITH STRAIGHT FITTING FOR EUROCONE

| CODE | | | | |
|----------------|-------|----|----------|----|
| 6300H2H050502A | 3/4" | 2 | 3/4" EK. | 30 |
| 6300H2H050503A | 3/4" | 3 | 3/4" EK. | 20 |
| 6300H2H050504A | 3/4" | 4 | 3/4" EK. | 15 |
| 6300H2H050505A | 3/4" | 5 | 3/4" EK. | 10 |
| 6300H2H050506A | 3/4" | 6 | 3/4" EK. | 10 |
| 6300H2H050507A | 3/4" | 7 | 3/4" EK. | 10 |
| 6300H2H050508A | 3/4" | 8 | 3/4" EK. | 6 |
| 6300H2H050509A | 3/4" | 9 | 3/4" EK. | 5 |
| 6300H2H050510A | 3/4" | 10 | 3/4" EK. | 5 |
| 6300H2H050511A | 3/4" | 11 | 3/4" EK. | 5 |
| 6300H2H050512A | 3/4" | 12 | 3/4" EK. | 5 |
| 6300H2H100502A | 1" | 2 | 3/4" EK. | 30 |
| 6300H2H100503A | 1" | 3 | 3/4" EK. | 15 |
| 6300H2H100504A | 1" | 4 | 3/4" EK. | 15 |
| 6300H2H100505A | 1" | 5 | 3/4" EK. | 10 |
| 6300H2H100506A | 1" | 6 | 3/4" EK. | 10 |
| 6300H2H100507A | 1" | 7 | 3/4" EK. | 6 |
| 6300H2H100508A | 1" | 8 | 3/4" EK. | 6 |
| 6300H2H100509A | 1" | 9 | 3/4" EK. | 5 |
| 6300H2H100510A | 1" | 10 | 3/4" EK. | 5 |
| 6300H2H100511A | 1" | 11 | 3/4" EK. | 5 |
| 6300H2H100512A | 1" | 12 | 3/4" EK. | 5 |
| 6300H2H120502A | 1*1/4 | 2 | 3/4" EK. | 15 |
| 6300H2H120503A | 1*1/4 | 3 | 3/4" EK. | 15 |
| 6300H2H120504A | 1*1/4 | 4 | 3/4" EK. | 10 |
| 6300H2H120505A | 1*1/4 | 5 | 3/4" EK. | 10 |
| 6300H2H120506A | 1*1/4 | 6 | 3/4" EK. | 10 |
| 6300H2H120507A | 1*1/4 | 7 | 3/4" EK. | 5 |
| 6300H2H120508A | 1*1/4 | 8 | 3/4" EK. | 5 |
| 6300H2H120509A | 1*1/4 | 9 | 3/4" EK. | 5 |
| 6300H2H120510A | 1*1/4 | 10 | 3/4" EK. | 5 |
| 6300H2H120511A | 1*1/4 | 11 | 3/4" EK. | 5 |
| 6300H2H120512A | 1*1/4 | 12 | 3/4" EK. | 5 |



2700.61

M/F MANIFOLD WITH MALE CONNECTION

| CODE | | | | |
|----------------|---|------|------|----|
| 270061H050402A | 2 | 1/2" | 3/4" | 40 |
| 270061H050403A | 3 | 1/2" | 3/4" | 30 |
| 270061H050404A | 4 | 1/2" | 3/4" | 20 |
| 270061H100402A | 2 | 1/2" | 1" | 30 |
| 270061H100403A | 3 | 1/2" | 1" | 20 |
| 270061H100404A | 4 | 1/2" | 1" | 15 |



2700.61.N

NICKEL PLATED MANIFOLD M/F WITH MALE CONNECTION

| CODE | | | | |
|----------------|---|------|------|----|
| 270061N050402A | 2 | 1/2" | 3/4" | 40 |
| 270061N050403A | 3 | 1/2" | 3/4" | 30 |
| 270061N050404A | 4 | 1/2" | 3/4" | 20 |
| 270061N100402A | 2 | 1/2" | 1" | 30 |
| 270061N100403A | 3 | 1/2" | 1" | 20 |
| 270061N100404A | 4 | 1/2" | 1" | 15 |



2700.59

M/F MANIFOLD WITH FEMALE CONNECTION

| CODE | | | | |
|----------------|---|------|------|----|
| 270059H050402A | 2 | 1/2" | 3/4" | 40 |
| 270059H050403A | 3 | 1/2" | 3/4" | 30 |
| 270059H050404A | 4 | 1/2" | 3/4" | 20 |
| 270059H100402A | 2 | 1/2" | 1" | 30 |
| 270059H100403A | 3 | 1/2" | 1" | 20 |
| 270059H100404A | 4 | 1/2" | 1" | 15 |



2700.59.N

NICKEL PLATED MANIFOLD M/F WITH FEMALE CONNECTION

| CODE | | | | |
|----------------|---|------|------|----|
| 270059N050402A | 2 | 1/2" | 3/4" | 40 |
| 270059N050403A | 3 | 1/2" | 3/4" | 30 |
| 270059N050404A | 4 | 1/2" | 3/4" | 20 |
| 270059N100402A | 2 | 1/2" | 1" | 30 |
| 270059N100403A | 3 | 1/2" | 1" | 20 |
| 270059N100404A | 4 | 1/2" | 1" | 15 |



6300.61

M/F MANIFOLD

| CODE | | | | |
|----------------|----|---|----------|----|
| 630061H100502A | 1" | 2 | 3/4" EK. | 24 |
| 630061H100503A | 1" | 3 | 3/4" EK. | 15 |
| 630061H100504A | 1" | 4 | 3/4" EK. | 10 |



6300.61.N

NICKEL PLATED M/F MANIFOLD

| CODE | | | | |
|----------------|----|---|----------|----|
| 630061N100502A | 1" | 2 | 3/4" EK. | 24 |
| 630061N100503A | 1" | 3 | 3/4" EK. | 15 |
| 630061N100504A | 1" | 4 | 3/4" EK. | 10 |



6400.61.N

NICKEL PLATED M/F MANIFOLD

| CODE | | | | |
|----------------|----|---|-------|----|
| 640061N102402A | 1" | 2 | 24x19 | 24 |
| 640061N102403A | 1" | 3 | 24x19 | 15 |
| 640061N102404A | 1" | 4 | 24x19 | 10 |

Bar manifolds

6200.58
F/F MANIFOLD INTERAXIS 50
MM



6200.58.N
NICKEL-PLATED F/F MANIFOLD
INTERAXIS 50 MM



6200.G9
F/F MANIFOLD INTERAXIS 50
MM



| CODE | | | | |
|----------------|--------|----|------|----|
| 620058H050402A | 3/4" | 2 | 1/2" | 30 |
| 620058H050403A | 3/4" | 3 | 1/2" | 20 |
| 620058H050404A | 3/4" | 4 | 1/2" | 18 |
| 620058H050405A | 3/4" | 5 | 1/2" | 15 |
| 620058H050406A | 3/4" | 6 | 1/2" | 15 |
| 620058H050407A | 3/4" | 7 | 1/2" | 15 |
| 620058H050408A | 3/4" | 8 | 1/2" | 15 |
| 620058H050409A | 3/4" | 9 | 1/2" | 15 |
| 620058H050410A | 3/4" | 10 | 1/2" | 15 |
| 620058H050411A | 3/4" | 11 | 1/2" | 10 |
| 620058H050412A | 3/4" | 12 | 1/2" | 10 |
| 620058H100402A | 1" | 2 | 1/2" | 30 |
| 620058H100403A | 1" | 3 | 1/2" | 20 |
| 620058H100404A | 1" | 4 | 1/2" | 20 |
| 620058H100405A | 1" | 5 | 1/2" | 20 |
| 620058H100406A | 1" | 6 | 1/2" | 15 |
| 620058H100407A | 1" | 7 | 1/2" | 10 |
| 620058H100408A | 1" | 8 | 1/2" | 10 |
| 620058H100409A | 1" | 9 | 1/2" | 10 |
| 620058H100410A | 1" | 10 | 1/2" | 10 |
| 620058H100411A | 1" | 11 | 1/2" | 10 |
| 620058H100412A | 1" | 12 | 1/2" | 10 |
| 620058H120402A | 1" 1/4 | 2 | 1/2" | 15 |
| 620058H120403A | 1" 1/4 | 3 | 1/2" | 10 |
| 620058H120404A | 1" 1/4 | 4 | 1/2" | 8 |
| 620058H120405A | 1" 1/4 | 5 | 1/2" | 10 |
| 620058H120406A | 1" 1/4 | 6 | 1/2" | 10 |
| 620058H120407A | 1" 1/4 | 7 | 1/2" | 9 |
| 620058H120408A | 1" 1/4 | 8 | 1/2" | 9 |
| 620058H120409A | 1" 1/4 | 9 | 1/2" | 8 |
| 620058H120410A | 1" 1/4 | 10 | 1/2" | 8 |
| 620058H120411A | 1" 1/4 | 11 | 1/2" | 8 |
| 620058H120412A | 1" 1/4 | 12 | 1/2" | 8 |

| CODE | | | | |
|----------------|--------|----|------|----|
| 620058N050402A | 3/4" | 2 | 1/2" | 30 |
| 620058N050403A | 3/4" | 3 | 1/2" | 20 |
| 620058N050404A | 3/4" | 4 | 1/2" | 18 |
| 620058N050405A | 3/4" | 5 | 1/2" | 15 |
| 620058N050406A | 3/4" | 6 | 1/2" | 15 |
| 620058N050407A | 3/4" | 7 | 1/2" | 15 |
| 620058N050408A | 3/4" | 8 | 1/2" | 15 |
| 620058N050409A | 3/4" | 9 | 1/2" | 15 |
| 620058N050410A | 3/4" | 10 | 1/2" | 15 |
| 620058N050411A | 3/4" | 11 | 1/2" | 10 |
| 620058N050412A | 3/4" | 12 | 1/2" | 10 |
| 620058N100402A | 1" | 2 | 1/2" | 30 |
| 620058N100403A | 1" | 3 | 1/2" | 20 |
| 620058N100404A | 1" | 4 | 1/2" | 20 |
| 620058N100405A | 1" | 5 | 1/2" | 20 |
| 620058N100406A | 1" | 6 | 1/2" | 15 |
| 620058N100407A | 1" | 7 | 1/2" | 10 |
| 620058N100408A | 1" | 8 | 1/2" | 10 |
| 620058N100409A | 1" | 9 | 1/2" | 10 |
| 620058N100410A | 1" | 10 | 1/2" | 10 |
| 620058N100411A | 1" | 11 | 1/2" | 10 |
| 620058N100412A | 1" | 12 | 1/2" | 10 |
| 620058N120402A | 1" 1/4 | 2 | 1/2" | 15 |
| 620058N120403A | 1" 1/4 | 3 | 1/2" | 10 |
| 620058N120404A | 1" 1/4 | 4 | 1/2" | 8 |
| 620058N120405A | 1" 1/4 | 5 | 1/2" | 10 |
| 620058N120406A | 1" 1/4 | 6 | 1/2" | 10 |
| 620058N120407A | 1" 1/4 | 7 | 1/2" | 9 |
| 620058N120408A | 1" 1/4 | 8 | 1/2" | 9 |
| 620058N120409A | 1" 1/4 | 9 | 1/2" | 8 |
| 620058N120410A | 1" 1/4 | 10 | 1/2" | 8 |
| 620058N120411A | 1" 1/4 | 11 | 1/2" | 8 |
| 620058N120412A | 1" 1/4 | 12 | 1/2" | 8 |

| CODE | | | | |
|----------------|--------|----|------|----|
| 6200G9H050402A | 3/4" | 2 | 1/2" | 30 |
| 6200G9H050403A | 3/4" | 3 | 1/2" | 20 |
| 6200G9H050404A | 3/4" | 4 | 1/2" | 18 |
| 6200G9H050405A | 3/4" | 5 | 1/2" | 15 |
| 6200G9H050406A | 3/4" | 6 | 1/2" | 15 |
| 6200G9H050407A | 3/4" | 7 | 1/2" | 15 |
| 6200G9H050408A | 3/4" | 8 | 1/2" | 15 |
| 6200G9H050409A | 3/4" | 9 | 1/2" | 15 |
| 6200G9H050410A | 3/4" | 10 | 1/2" | 15 |
| 6200G9H050411A | 3/4" | 11 | 1/2" | 10 |
| 6200G9H050412A | 3/4" | 12 | 1/2" | 10 |
| 6200G9H100402A | 1" | 2 | 1/2" | 30 |
| 6200G9H100403A | 1" | 3 | 1/2" | 20 |
| 6200G9H100404A | 1" | 4 | 1/2" | 25 |
| 6200G9H100405A | 1" | 5 | 1/2" | 20 |
| 6200G9H100406A | 1" | 6 | 1/2" | 15 |
| 6200G9H100407A | 1" | 7 | 1/2" | 10 |
| 6200G9H100408A | 1" | 8 | 1/2" | 10 |
| 6200G9H100409A | 1" | 9 | 1/2" | 10 |
| 6200G9H100410A | 1" | 10 | 1/2" | 10 |
| 6200G9H100411A | 1" | 11 | 1/2" | 10 |
| 6200G9H100412A | 1" | 12 | 1/2" | 10 |
| 6200G9H120402A | 1" 1/4 | 2 | 1/2" | 15 |
| 6200G9H120403A | 1" 1/4 | 3 | 1/2" | 10 |
| 6200G9H120404A | 1" 1/4 | 4 | 1/2" | 8 |
| 6200G9H120405A | 1" 1/4 | 5 | 1/2" | 10 |
| 6200G9H120406A | 1" 1/4 | 6 | 1/2" | 10 |
| 6200G9H120407A | 1" 1/4 | 7 | 1/2" | 9 |
| 6200G9H120408A | 1" 1/4 | 8 | 1/2" | 9 |
| 6200G9H120409A | 1" 1/4 | 9 | 1/2" | 8 |
| 6200G9H120410A | 1" 1/4 | 10 | 1/2" | 8 |
| 6200G9H120411A | 1" 1/4 | 11 | 1/2" | 8 |
| 6200G9H120412A | 1" 1/4 | 12 | 1/2" | 8 |

Bar manifolds

6200.G9.N

NICKEL-PLATED F/F MANIFOLD
INTERAXIS 50 MM



| CODE |  |  |  |  |
|----------------|---|---|---|---|
| 6200G9N050402A | 3/4" | 2 | 1/2" | 30 |
| 6200G9N050403A | 3/4" | 3 | 1/2" | 20 |
| 6200G9N050404A | 3/4" | 4 | 1/2" | 18 |
| 6200G9N050405A | 3/4" | 5 | 1/2" | 15 |
| 6200G9N050406A | 3/4" | 6 | 1/2" | 15 |
| 6200G9N050407A | 3/4" | 7 | 1/2" | 15 |
| 6200G9N050408A | 3/4" | 8 | 1/2" | 15 |
| 6200G9N050409A | 3/4" | 9 | 1/2" | 15 |
| 6200G9N050410A | 3/4" | 10 | 1/2" | 15 |
| 6200G9N050411A | 3/4" | 11 | 1/2" | 10 |
| 6200G9N050412A | 3/4" | 12 | 1/2" | 10 |
| 6200G9N100402A | 1" | 2 | 1/2" | 30 |
| 6200G9N100403A | 1" | 3 | 1/2" | 20 |
| 6200G9N100404A | 1" | 4 | 1/2" | 25 |
| 6200G9N100405A | 1" | 5 | 1/2" | 20 |
| 6200G9N100406A | 1" | 6 | 1/2" | 15 |
| 6200G9N100407A | 1" | 7 | 1/2" | 10 |
| 6200G9N100408A | 1" | 8 | 1/2" | 10 |
| 6200G9N100409A | 1" | 9 | 1/2" | 10 |
| 6200G9N100410A | 1" | 10 | 1/2" | 10 |
| 6200G9N100411A | 1" | 11 | 1/2" | 10 |
| 6200G9N100412A | 1" | 12 | 1/2" | 10 |
| 6200G9N120402A | 1*1/4 | 2 | 1/2" | 15 |
| 6200G9N120403A | 1*1/4 | 3 | 1/2" | 10 |
| 6200G9N120404A | 1*1/4 | 4 | 1/2" | 8 |
| 6200G9N120405A | 1*1/4 | 5 | 1/2" | 10 |
| 6200G9N120406A | 1*1/4 | 6 | 1/2" | 10 |
| 6200G9N120407A | 1*1/4 | 7 | 1/2" | 9 |
| 6200G9N120408A | 1*1/4 | 8 | 1/2" | 9 |
| 6200G9N120409A | 1*1/4 | 9 | 1/2" | 8 |
| 6200G9N120410A | 1*1/4 | 10 | 1/2" | 8 |
| 6200G9N120411A | 1*1/4 | 11 | 1/2" | 8 |
| 6200G9N120412A | 1*1/4 | 12 | 1/2" | 8 |

WELCODUAL



5Q00.S1
Coplanar manifold 3/4" M EK connections

| CODE | |
|----------------|-----|
| 5Q00S1H050202Z | 2x2 |
| 5Q00S1H050404Z | 4x4 |



5Q00.S5
Coplanar manifold 3/4" M EK connections

| CODE | |
|----------------|-----|
| 5Q00S5H050202Z | 2x2 |
| 5Q00S5H050404Z | 4x4 |



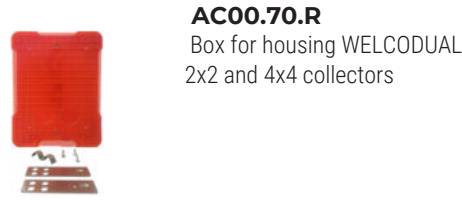
5Q00.S6
Pair of knobs kit

| CODE |
|----------------|
| 5Q00S6C026500Z |



5Q00.S2
Coplanar manifold 3/4" M EK connections

| CODE | |
|----------------|-----|
| 5Q00S2H050202Z | 2x2 |
| 5Q00S2H050404Z | 4x4 |



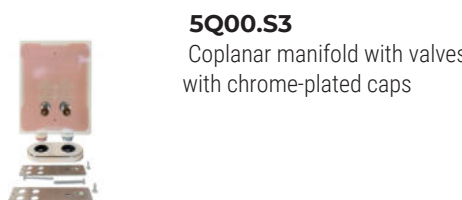
AC00.70.R
Box for housing WELCODUAL 2x2 and 4x4 collectors

| CODE |
|----------------|
| AC0070R220290Z |



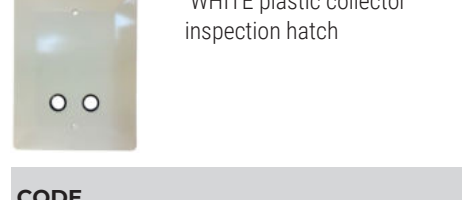
5Q00.S7
Pair of caps kit

| CODE |
|----------------|
| 5Q00S7C026500Z |



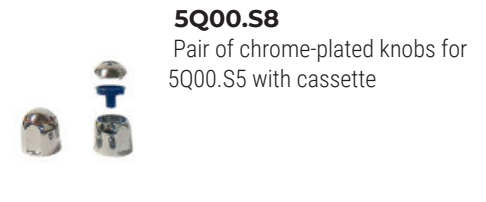
5Q00.S3
Coplanar manifold with valves with chrome-plated caps

| CODE | |
|----------------|-----|
| 5Q00S3H050202Z | 2x2 |
| 5Q00S3H050404Z | 4x4 |



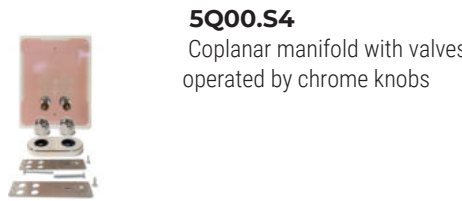
AC00.70.B
WHITE plastic collector inspection hatch

| CODE |
|----------------|
| AC0070B245315Z |



5Q00.S8
Pair of chrome-plated knobs for 5Q00.S5 with cassette

| CODE |
|----------------|
| 5Q00S8C020000Z |



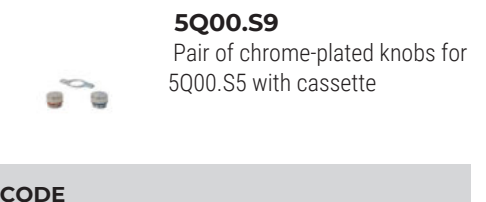
5Q00.S4
Coplanar manifold with valves operated by chrome knobs

| CODE | |
|----------------|-----|
| 5Q00S4H050202Z | 2x2 |
| 5Q00S4H050404Z | 4x4 |



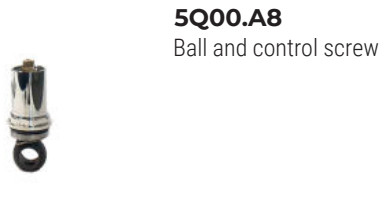
AC00.70.S
MATT-CHROMED plastic collector inspection hatch

| CODE |
|----------------|
| AC0070S245315Z |



5Q00.S9
Pair of chrome-plated knobs for 5Q00.S5 with cassette

| CODE |
|----------------|
| 5Q00S9C020000Z |



5Q00.A8
Ball and control screw

| CODE |
|----------------|
| 5Q00A8C150000Z |

WELCODUAL



5Q00.43
Extension kit

CODE



5Q0043C230000Z

40

Water meter manifolds



6500.60
WATER METER MANIFOLD

| CODE | | | | | |
|----------------|-----------|---|----|-----|----|
| 650060H3310C1H | M33 x 1.5 | 1 | 1" | 150 | 20 |
| 650060H3310C3H | M33 x 1.5 | 3 | 1" | 150 | 8 |
| 650060H3310C4H | M33 x 1.5 | 4 | 1" | 150 | 6 |
| 650060H3310D1H | M33 x 1.5 | 1 | 1" | 200 | 10 |
| 650060H3310D2H | M33 x 1.5 | 2 | 1" | 200 | 8 |
| 650060H3310D3H | M33 x 1.5 | 3 | 1" | 200 | 6 |
| 650060H3310D4H | M33 x 1.5 | 4 | 1" | 200 | 6 |



6500.00
DOUBLE NIPPLE

| CODE | | | |
|----------------|---------|---|----|
| 650000H333300H | m33x1.5 | 5 | 80 |



6500.01
MALE NIPPLE WITH O-RING

| CODE | | | |
|----------------|------------|---|----|
| 650001H331000H | m33x1.5-1" | 5 | 50 |



6500.44
HEXAGONAL REDUCTION WITH O-RING

| CODE | | | |
|----------------|--------------|---|-----|
| 650044H330300H | m33x1.5-3/8" | 5 | 100 |

Inserts and adapters

2700.G4

NUT AND MONOCONE P.T.F.E. FOR COPPER PIPE



| CODE | Ø | ◇ | ☐ |
|----------------|---------|----|-----|
| 2700G4H041000A | 1/2"x10 | 10 | 200 |
| 2700G4H041200A | 1/2"x12 | 10 | 200 |
| 2700G4H041400A | 1/2"x14 | 10 | 200 |
| 2700G4H041600A | 1/2"x16 | 10 | 200 |

2700.H4

NICKEL-PLATED NUT WITH ASSEMBLED RING AND GASKET FOR COPPER PIPE



| CODE | Ø | ◇ | ☐ |
|----------------|-----------|----|-----|
| 2700H4N051000H | 3/4"EKx10 | 10 | 200 |
| 2700H4N051200H | 3/4"EKx12 | 10 | 200 |
| 2700H4N051400H | 3/4"EKx14 | 10 | 200 |
| 2700H4N051500H | 3/4"EKx15 | 10 | 200 |
| 2700H4N051600H | 3/4"EKx16 | 10 | 200 |
| 2700H4N051800H | 3/4"EKx18 | 10 | 200 |

5700.H4

NICKEL-PLATED NUT WITH ASSEMBLED RING AND GASKET FOR COPPER PIPE



| CODE | Ø | ◇ | ☐ |
|----------------|-----------|----|-----|
| 5700H4N051500A | 3/4"EKx15 | 10 | 100 |

7E00.H4

NICKEL-PLATED EUROCONO ADAPTER FOR COPPER/STEEL PIPE



| CODE | Ø | ◇ | ☐ |
|----------------|------------|----|-----|
| 7E00H4N051500A | 3/4" EKx15 | 10 | 120 |

2700.80

NUT, OLIVE AND INSERT FOR PE-X PIPE



| CODE | + | Ø | ◇ | ☐ |
|----------------|-----|---------|----|-----|
| 270080H041220A | 2.0 | 1/2"x12 | 10 | 150 |
| 270080H041525A | 2.5 | 1/2"x15 | 10 | 150 |
| 270080H041615A | 1.5 | 1/2"x16 | 10 | 150 |
| 270080H041618A | 1.8 | 1/2"x16 | 10 | 150 |
| 270080H041620A | 2.0 | 1/2"x16 | 10 | 150 |
| 270080H041622A | 2.2 | 1/2"x16 | 10 | 150 |

3300.80

NICKEL-PLATED NUT, OLIVE AND INSERT EUROCONO FOR PE-X PIPE



| CODE | + | Ø | ◇ | ☐ |
|----------------|---------|------------|----|-----|
| 330080N051013A | 1.3 | 3/4"x10 | 10 | 150 |
| 330080N051214A | 1.4 | 3/4" EKx12 | 10 | 100 |
| 330080N051420A | 2.0 | 3/4" EKx14 | 10 | 100 |
| 330080N051525A | 2.5 | 3/4" EKx15 | 10 | 100 |
| 330080N051615A | 1.5 | 3/4" EKx16 | 10 | 100 |
| 330080N051620A | 2.0 | 3/4" EKx16 | 10 | 100 |
| 330080N051618A | 1.8 | 3/4" EKx16 | 10 | 100 |
| 330080N051622A | 2.2 | 3/4" EKx16 | 10 | 100 |
| 330080N051720A | 2.0 | 3/4" EKx17 | 10 | 100 |
| 330080N051820A | 2.0 | 3/4" EKx18 | 10 | 100 |
| 330080N051825A | 2.5 | 3/4" EKx18 | 10 | 100 |
| 330080N052020A | 1.9-2.0 | 3/4" EKx20 | 10 | 100 |
| 330080N052028A | 2.8 | 3/4" EKx20 | 10 | 100 |

3400.15

STRAIGHT FITTING WITH LOOSE NUT AND EUROCONO CONNECTION



| CODE | + | Ø | ◇ | ☐ |
|----------------|-----|---------|----|-----|
| 3400I5H051622A | 2.2 | 3/4"x16 | 10 | 100 |
| 3400I5H052028A | 2.8 | 3/4"x20 | 10 | 100 |

6300.80

NICKEL-PLATED NUT, OLIVE AND INSERT



| CODE | + | Ø | ◇ | ☐ |
|----------------|-----|------------|----|-----|
| 630080N051618A | 1.8 | 3/4" EKx16 | 10 | 100 |
| 630080N051620A | 2.0 | 3/4" EKx16 | 10 | 100 |
| 630080N051720A | 2.0 | 3/4" EKx17 | 10 | 100 |
| 630080N051820A | 2.0 | 3/4" EKx18 | 10 | 100 |
| 630080N052020A | 2.0 | 3/4" EKx20 | 10 | 100 |

5500.80.N

NICKEL-PLATED NUT, OLIVE AND INSERT EUROCONO FOR MULTILAYER PIPE



| CODE | + | Ø | ◇ | ☐ |
|-----------------|------|---------|----|-----|
| 550080N041420T | 2.0 | 1/2"x14 | 10 | 150 |
| 550080N041620A | 2.0 | 1/2"x16 | 10 | 150 |
| 550080N041622A | 2.25 | 1/2"x16 | 10 | 150 |
| 550080N051620H* | 2.0 | 3/4"x16 | 10 | 100 |
| 550080N051622H* | 2.25 | 3/4"x16 | 10 | 100 |

6200.80

NICKEL-PLATED NUT, OLIVE AND INSERT EUROCONO FOR MULTILAYER PIPE



| CODE | + | Ø | ◇ | ☐ |
|----------------|-----|---------|----|-----|
| 620080N041620A | 2.0 | 1/2"x16 | 10 | 150 |

Inserts and adapters



5700.80

NICKEL-PLATED NUT, OLIVE AND INSERT EUROCONE FOR MULTILAYER PIPE

| CODE | + | Ø | ◇ | ☐ |
|----------------|------|------------|----|-----|
| 570080N051216A | 1.6 | 3/4" EKx12 | 10 | 100 |
| 570080N051620A | 2.0 | 3/4" EKx16 | 10 | 100 |
| 570080N051622A | 2.25 | 3/4" EKx16 | 10 | 100 |
| 570080N051720A | 2.0 | 3/4" EKx17 | 10 | 100 |
| 570080N051820A | 2.0 | 3/4" EKx18 | 10 | 100 |
| 570080N052020A | 2.0 | 3/4" EKx20 | 10 | 100 |
| 570080N052022A | 2.25 | 3/4" EKx20 | 10 | 100 |
| 570080N052025A | 2.5 | 3/4" EKx20 | 10 | 100 |



5500.15

STRAIGHT FITTING WITH LOOSE NUT AND CONICAL CONNECTION

| CODE | + | Ø | ◇ | ☐ |
|----------------|------|------------|----|-----|
| 5S0015H041620T | 2.0 | 1/2"x16 | 10 | 100 |
| 5S0015H042020T | 2.0 | 1/2"x20 | 10 | 100 |
| 5S0015H042022T | 2.25 | 1/2"x20 | - | 100 |
| 5S0015H051620T | 2.0 | 3/4" EKx16 | 10 | 100 |
| 5S0015H051820T | 2.0 | 3/4" EKx18 | 10 | 100 |
| 5S0015H052020T | 2.0 | 3/4" EKx20 | 10 | 80 |
| 5S0015H052022T | 2.25 | 3/4" EKx20 | - | 80 |



5500.15.N

NICKEL-PLATED STRAIGHT FITTING WITH LOOSE NUT AND CONICAL CONNECTION

| CODE | + | Ø | ◇ | ☐ |
|----------------|------|------------|----|-----|
| 5S0015N041620T | 2.0 | 1/2"x16 | 10 | 100 |
| 5S0015N042020T | 2.0 | 1/2"x20 | 10 | 100 |
| 5S0015N042022T | 2.25 | 1/2"x20 | 10 | 100 |
| 5S0015N051620T | 2.0 | 3/4" EKx16 | 10 | 100 |
| 5S0015N051820T | 2.0 | 3/4" EKx18 | 10 | 100 |
| 5S0015N052020T | 2.0 | 3/4" EKx20 | 10 | 80 |
| 5S0015N052022T | 2.25 | 3/4" EKx20 | 10 | 80 |



5T00.15

STRAIGHT FITTING WITH LOOSE NUT AND CONICAL CONNECTION

| CODE | + | Ø | ◇ | ☐ |
|----------------|-----|-------------|----|-----|
| 5T0015H041620T | 2.0 | 1/2"x16 | 10 | 100 |
| 5T0015H042020T | 2.0 | 1/2"x20 | 10 | 100 |
| 5T0015H051620T | 2.0 | 3/4"EK. x16 | 10 | 100 |
| 5T0015H052020T | 2.0 | 3/4"EK. x20 | 10 | 80 |



5T00.15.N

NICKEL PLATED STRAIGHT FITTING WITH LOOSE NUT AND CONICAL CONNECTION

| CODE | + | Ø | ◇ | ☐ |
|----------------|-----|------------|----|-----|
| 5T0015N041620T | 2.0 | 1/2"x16 | 10 | 100 |
| 5T0015N042020T | 2.0 | 1/2"x20 | 10 | 100 |
| 5T0015N051620T | 2.0 | 3/4"EK.x16 | 10 | 100 |
| 5T0015N052020T | 2.0 | 3/4"EK.x20 | 10 | 80 |



6300.80NX

NICKEL-PLATED NUT, OLIVE AND INSERT EUROCONE

| CODE | + | Ø | ◇ | ☐ |
|----------------|-----|------------|----|-----|
| 630080NX51626A | 2.6 | 3/4" EKx16 | 10 | 100 |
| 630080NX52029A | 2.9 | 3/4" EKx20 | 10 | 100 |



6200.80NX

NICKEL-PLATED NUT, OLIVE AND INSERT EUROCONE FOR MULTILAYER PIPE

| CODE | + | Ø | ◇ | ☐ |
|----------------|-----|---------|----|-----|
| 620080NX41626A | 2.6 | 1/2"x16 | 10 | 150 |



6400.80.C

CHROME-PLATED NUT, OLIVE AND INSERT FOR PE-X, PE-RT, PE-X/AL/PE-X PIPES

| CODE | + | Ø | ◇ | ☐ |
|----------------|--------|-------|----|-----|
| 640080C241620A | 16x2.0 | 24x19 | 10 | 100 |
| 640080C241820A | 18x2.0 | 24x19 | 10 | 100 |
| 640080C242020A | 20x2.0 | 24x19 | 10 | 100 |

Flat seal adapters

6200.85 FLAT SEAL ADAPTER



CODE



620085H040000H

1/2"

10

800

6300.85 EUROCONE FLAT SEAL ADAPTER



CODE



630085H050000H

3/4"

10

500

Distribution manifold accessories



7S00.M5
M/F STRAIGHT UNION BALL
VALVE WITH BUTTERFLY

| CODE | Ø | ◇ | ☐ |
|----------------|--------|---|----|
| 7S00M5N0505B2A | 3/4" | 8 | 32 |
| 7S00M5N0505R2A | 3/4" | 8 | 32 |
| 7S00M5N1010B2A | 1" | 5 | 20 |
| 7S00M5N1010R2A | 1" | 5 | 20 |
| 7100M5N1212B2A | 1 1/4" | - | 10 |
| 7100M5N1212R2A | 1 1/4" | - | 10 |



AC00.70
MANIFOLD CABINET

| CODE | Ø | ☐ |
|----------------|------------|----|
| AC0070H203295H | 260x320x95 | 20 |
| AC0070H204095H | 260x400x95 | 20 |
| AC0070H205095H | 260x500x95 | 10 |



7Y00.M6
COMPACT BALL VALVE
COUPLING WITH BUTTERFLY
AND THERMOMETER

| CODE | Ø | ☐ |
|----------------|----|----|
| 7Y00M6N1010R2A | 1" | 12 |
| 7Y00M6N1010B2A | 1" | 12 |



7Y00.M8
COMPACT 90-DEGREE BALL
VALVE COUPLING WITH
BUTTERFLY, NO
THERMOMETER

| CODE | Ø | ☐ |
|----------------|----|----|
| 7Y00M8N1010R2A | 1" | 12 |
| 7Y00M8N1010B2A | 1" | 12 |




AC00.80.I
BRACKETS FOR FLEXUS
MANIFOLDS

| CODE | H | ☐ |
|----------------|---------------------------|----|
| AC0080I05B290A | whole 133 / divided > 133 | 10 |
| AC0080I10B290A | whole 133 / divided > 133 | 10 |

6500.E9

MIXING CONTROL UNIT WITH MECHANICAL BALANCING SCREWS



| CODE | | | |
|----------------|--------|----|---------|
| 6500E9N100502A | 1" | 2 | 3/4" EK |
| 6500E9N100503A | 1" | 3 | 3/4" EK |
| 6500E9N100504A | 1" | 4 | 3/4" EK |
| 6500E9N100505A | 1" | 5 | 3/4" EK |
| 6500E9N100506A | 1" | 6 | 3/4" EK |
| 6500E9N100507A | 1" | 7 | 3/4" EK |
| 6500E9N100508A | 1" | 8 | 3/4" EK |
| 6500E9N100509A | 1" | 9 | 3/4" EK |
| 6500E9N100510A | 1" | 10 | 3/4" EK |
| 6500E9N120511A | 1 1/4" | 11 | 3/4" EK |
| 6500E9N120512A | 1 1/4" | 12 | 3/4" EK |
| 6500E9N120513A | 1 1/4" | 13 | 3/4" EK |

6500.89

ELECTROTHERMIC CONTROL



| CODE | |
|----------------|----|
| 650089H2300W4A | 50 |

AC00.95

LOWARA PUMP ECOCIRC BASIC 25-4/130



| CODE | |
|----------------|--------|
| AC0095L0254130 | 1 1/2" |

AC00.80.IT

MIXING UNIT METAL CABINET-fixing kit included



| CODE | Φ | |
|----------------|--------------------------|-------------|
| AC0080ITR0700H | L=700mm H=720mm P=110mm | 2-3-4-5-6-7 |
| AC0080ITR0900H | L=900mm H=720mm P=110mm | 8-9-10 |
| AC0080ITR1000H | L=1000mm H=720mm P=110mm | 11-12-13 |

AC00.80.IT.RM

MIXING UNIT METAL CABINET-fixing kit included



| CODE |
|----------------|
| AC0080ITRM808H |

6500.35.SO

THERMOMETER WITH CONTACT PROBE



| CODE | Φ |
|----------------|----------------|
| 650035HSOTERMV | -50°C ÷ +130°C |

6500.35.SI

SAFETY THERMOSTAT



| CODE |
|----------------|
| 650035HSITERMV |

6500.35.AD

STICKER THERMOMETER

| CODE | Φ |
|----------------|---------------|
| 650035HADTERMH | +32°C ÷ +42°C |

3400.15

STRAIGHT FITTING WITH LOOSE NUT AND EUROCONE CONNECTION



| CODE | | Φ | | |
|----------------|-----|---------|----|-----|
| 3400I5H051622A | 2.2 | 3/4"x16 | 10 | 100 |
| 3400I5H052028A | 2.8 | 3/4"x20 | 10 | 100 |

5S00.15.N

NICKEL-PLATED STRAIGHT FITTING WITH LOOSE NUT AND CONICAL CONNECTION



| CODE | | Φ | | |
|----------------|------|------------|----|-----|
| 5S00I5N051620T | 2.0 | 3/4" EKx16 | 10 | 100 |
| 5S00I5N051820T | 2.0 | 3/4" EKx18 | 10 | 100 |
| 5S00I5N052020T | 2.0 | 3/4" EKx20 | 10 | 80 |
| 5S00I5N052022T | 2.25 | 3/4" EKx20 | 10 | 80 |

5T00.15.N

NICKEL PLATED STRAIGHT FITTING WITH LOOSE NUT AND CONICAL CONNECTION



| CODE | | Φ | | |
|----------------|-----|------------|----|-----|
| 5T00I5N041620T | 2.0 | 1/2"x16 | 10 | 100 |
| 5T00I5N042020T | 2.0 | 1/2"x20 | 10 | 100 |
| 5T00I5N051620T | 2.0 | 3/4"EK.x16 | 10 | 100 |
| 5T00I5N052020T | 2.0 | 3/4"EK.x20 | 10 | 80 |



5700.80
NICKEL-PLATED NUT, OLIVE
AND INSERT EUROCONE FOR
MULTILAYER PIPE

| CODE | + | Ø | ◇ | □ |
|----------------|------|------------|----|-----|
| 570080N051216A | 1.6 | 3/4" EKx12 | 10 | 100 |
| 570080N051620A | 2.0 | 3/4" EKx16 | 10 | 100 |
| 570080N051622A | 2.25 | 3/4" EKx16 | 10 | 100 |
| 570080N051720A | 2.0 | 3/4" EKx17 | 10 | 100 |
| 570080N051820A | 2.0 | 3/4" EKx18 | 10 | 100 |
| 570080N052020A | 2.0 | 3/4" EKx20 | 10 | 100 |
| 570080N052022A | 2.25 | 3/4" EKx20 | 10 | 100 |
| 570080N052025A | 2.5 | 3/4" EKx20 | 10 | 100 |



3300.80
NICKEL-PLATED NUT, OLIVE
AND INSERT EUROCONE FOR
PE-X PIPE

| CODE | + | Ø | ◇ | □ |
|----------------|---------|------------|----|-----|
| 330080N051013A | 1.3 | 3/4"x10 | 10 | 150 |
| 330080N051420A | 2.0 | 3/4" EKx14 | 10 | 100 |
| 330080N051615A | 1.5 | 3/4" EKx16 | 10 | 100 |
| 330080N051618A | 1.8 | 3/4" EKx16 | 10 | 100 |
| 330080N051620A | 2.0 | 3/4" EKx16 | 10 | 100 |
| 330080N051622A | 2.2 | 3/4" EKx16 | 10 | 100 |
| 330080N051720A | 2.0 | 3/4" EKx17 | 10 | 100 |
| 330080N051820A | 2.0 | 3/4" EKx18 | 10 | 100 |
| 330080N051825A | 2.5 | 3/4" EKx18 | 10 | 100 |
| 330080N052020A | 1.9-2.0 | 3/4" EKx20 | 10 | 100 |
| 330080N052028A | 2.8 | 3/4" EKx20 | 10 | 100 |



6300.80
NICKEL-PLATED NUT, OLIVE
AND INSERT EUROCONE

| CODE | + | Ø | ◇ | □ |
|----------------|-----|------------|----|-----|
| 630080N051618A | 1.8 | 3/4" EKx16 | 10 | 100 |
| 630080N051618A | 1.8 | 3/4" EKx16 | 10 | 100 |
| 630080N051620A | 2.0 | 3/4" EKx16 | 10 | 100 |
| 630080N051720A | 2.0 | 3/4" EKx17 | 10 | 100 |
| 630080N051820A | 2.0 | 3/4" EKx18 | 10 | 100 |
| 630080N052020A | 2.0 | 3/4" EKx20 | 10 | 100 |



6300.80NX
NICKEL-PLATED NUT, OLIVE
AND INSERT EUROCONE

| CODE | + | Ø | ◇ | □ |
|----------------|-----|------------|----|-----|
| 630080NX51626A | 2.6 | 3/4" EKx16 | 10 | 100 |
| 630080NX52029A | 2.9 | 3/4" EKx20 | 10 | 100 |



6300.85
EUROCONE FLAT SEAL
ADAPTER

| CODE | ○ | ◇ | □ |
|----------------|------|----|-----|
| 630085H050000H | 3/4" | 10 | 500 |


HOLLER Fixed point mixing station

6500.Q1
FIXED POINT MIXING UNIT




| CODE | | | |
|----------------|----|----|-----|
| 6500Q1N100502A | 2 | 1" | 211 |
| 6500Q1N100503A | 3 | 1" | 211 |
| 6500Q1N100504A | 4 | 1" | 211 |
| 6500Q1N100505A | 5 | 1" | 211 |
| 6500Q1N100506A | 6 | 1" | 211 |
| 6500Q1N100507A | 7 | 1" | 211 |
| 6500Q1N100508A | 8 | 1" | 211 |
| 6500Q1N100509A | 9 | 1" | 211 |
| 6500Q1N100510A | 10 | 1" | 211 |
| 6500Q1N100511A | 11 | 1" | 211 |
| 6500Q1N100512A | 12 | 1" | 211 |

6500.Q2
FIXED POINT MIXING UNIT IN BOX WITH SAFETY THERMOSTAT




| CODE | | | |
|----------------|----|----|-----|
| 6500Q2N100502A | 2 | 1" | 211 |
| 6500Q2N100503A | 3 | 1" | 211 |
| 6500Q2N100504A | 4 | 1" | 211 |
| 6500Q2N100505A | 5 | 1" | 211 |
| 6500Q2N100506A | 6 | 1" | 211 |
| 6500Q2N100507A | 7 | 1" | 211 |
| 6500Q2N100508A | 8 | 1" | 211 |
| 6500Q2N100509A | 9 | 1" | 211 |
| 6500Q2N100510A | 10 | 1" | 211 |
| 6500Q2N100511A | 11 | 1" | 211 |
| 6500Q2N100512A | 12 | 1" | 211 |

6500.Q3
FIXED POINT MIXING UNIT IN BOX WITH SAFETY THERMOSTAT AND 2-WAY HIGH TEMPERATURE KIT



| CODE | | | |
|----------------|----|----|-----|
| 6500Q3N100502A | 2 | 1" | 211 |
| 6500Q3N100503A | 3 | 1" | 211 |
| 6500Q3N100504A | 4 | 1" | 211 |
| 6500Q3N100505A | 5 | 1" | 211 |
| 6500Q3N100506A | 6 | 1" | 211 |
| 6500Q3N100507A | 7 | 1" | 211 |
| 6500Q3N100508A | 8 | 1" | 211 |
| 6500Q3N100509A | 9 | 1" | 211 |
| 6500Q3N100510A | 10 | 1" | 211 |
| 6500Q3N100511A | 11 | 1" | 211 |
| 6500Q3N100512A | 12 | 1" | 211 |

6500.Q4
FIXED POINT MIXING UNIT IN BOX WITH SAFETY THERMOSTAT AND 3-WAY HIGH TEMPERATURE KIT



| CODE | | | |
|----------------|----|----|-----|
| 6500Q4N100502A | 2 | 1" | 211 |
| 6500Q4N100503A | 3 | 1" | 211 |
| 6500Q4N100504A | 4 | 1" | 211 |
| 6500Q4N100505A | 5 | 1" | 211 |
| 6500Q4N100506A | 6 | 1" | 211 |
| 6500Q4N100507A | 7 | 1" | 211 |
| 6500Q4N100508A | 8 | 1" | 211 |
| 6500Q4N100509A | 9 | 1" | 211 |
| 6500Q4N100510A | 10 | 1" | 211 |
| 6500Q4N100511A | 11 | 1" | 211 |
| 6500Q4N100512A | 12 | 1" | 211 |

6500.Q5
HIGH TEMPERATURE KIT



| CODE | | | |
|----------------|---------|---|----|
| 6500Q5N100502A | 3/4" EK | 2 | 1" |
| 6500Q5N100503A | 3/4" EK | 3 | 1" |

6500.Q6
SAFETY THERMOSTAT



| CODE |
|----------------|
| 6500Q6HTERSICH |

6500.P4
CONTROL PACK WITH PUMP



| CODE | | |
|----------------|---------|-----|
| 6500P4N10211AH | | 211 |
| 6500P4N10200AH | 200-211 | |

6500.P8
CONTROL PACK WITHOUT PUMP




| CODE | |
|----------------|---|
| 6500P8N102110H | 5 |
| 6500P8N102000H | 5 |

AC00.80.IT
MIXING UNIT METAL CABINET-
fixing kit included



| CODE | ϕ | |
|----------------|-----------------------------|-------------|
| AC0080ITR0700H | L=700mm H=720mm P=110mm | 2-3-4-5-6-7 |
| AC0080ITR0900H | L=900mm H=720mm P=110mm | 8-9-10 |
| AC0080ITR1000H | L=1000mm H=720mm P=110mm | 11-12-13 |

THOR Stainless steel manifolds



6A00.55

STAINLESS STEEL MANIFOLD WITH FLOWMETERS, AIR VENT AND CHARGE/DISCHARGE VALVES, TAPS

| CODE |  |  |  |
|----------------|---|---|---|
| 6A00551100502A | 2 | 1" | 3/4" EK |
| 6A00551100503A | 3 | 1" | 3/4" EK |
| 6A00551100504A | 4 | 1" | 3/4" EK |
| 6A00551100505A | 5 | 1" | 3/4" EK |
| 6A00551100506A | 6 | 1" | 3/4" EK |
| 6A00551100507A | 7 | 1" | 3/4" EK |
| 6A00551100508A | 8 | 1" | 3/4" EK |
| 6A00551100509A | 9 | 1" | 3/4" EK |
| 6A00551100510A | 10 | 1" | 3/4" EK |
| 6A00551100511A | 11 | 1" | 3/4" EK |
| 6A00551100512A | 12 | 1" | 3/4" EK |



6A00.71

STAINLESS STEEL MANIFOLD WITH FLOW METERS

| CODE |  |  |  |
|----------------|---|---|---|
| 6A00711100502A | 2 | 1" | 3/4" EK |
| 6A00711100503A | 3 | 1" | 3/4" EK |
| 6A00711100504A | 4 | 1" | 3/4" EK |
| 6A00711100505A | 5 | 1" | 3/4" EK |
| 6A00711100506A | 6 | 1" | 3/4" EK |
| 6A00711100507A | 7 | 1" | 3/4" EK |
| 6A00711100508A | 8 | 1" | 3/4" EK |
| 6A00711100509A | 9 | 1" | 3/4" EK |
| 6A00711100510A | 10 | 1" | 3/4" EK |
| 6A00711100511A | 11 | 1" | 3/4" EK |
| 6A00711100512A | 12 | 1" | 3/4" EK |
| 6A00711100513A | 13 | 1" | 3/4" EK |



6A00.72

STAINLESS STEEL MANIFOLD WITH FLOW METERS, BALL VALVES, TERMINAL KIT WITH AIR VENT AND CHARGE/DISCHARGE VALVES

| CODE |  |  |  |
|----------------|---|---|---|
| 6A00721100502A | 2 | 1" | 3/4" EK |
| 6A00721100503A | 3 | 1" | 3/4" EK |
| 6A00721100504A | 4 | 1" | 3/4" EK |
| 6A00721100505A | 5 | 1" | 3/4" EK |
| 6A00721100506A | 6 | 1" | 3/4" EK |
| 6A00721100507A | 7 | 1" | 3/4" EK |
| 6A00721100508A | 8 | 1" | 3/4" EK |
| 6A00721100509A | 9 | 1" | 3/4" EK |
| 6A00721100510A | 10 | 1" | 3/4" EK |
| 6A00721100511A | 11 | 1" | 3/4" EK |
| 6A00721100512A | 12 | 1" | 3/4" EK |
| 6A00721100513A | 13 | 1" | 3/4" EK |



6A00.93

STAINLESS STEEL MANIFOLD WITH LOCKSHIELDS

| CODE |  |  |  |
|----------------|---|---|---|
| 6A00931100502A | 2 | 1" | 3/4" EK |
| 6A00931100503A | 3 | 1" | 3/4" EK |
| 6A00931100504A | 4 | 1" | 3/4" EK |
| 6A00931100505A | 5 | 1" | 3/4" EK |
| 6A00931100506A | 6 | 1" | 3/4" EK |
| 6A00931100507A | 7 | 1" | 3/4" EK |
| 6A00931100508A | 8 | 1" | 3/4" EK |
| 6A00931100509A | 9 | 1" | 3/4" EK |
| 6A00931100510A | 10 | 1" | 3/4" EK |
| 6A00931100511A | 11 | 1" | 3/4" EK |
| 6A00931100512A | 12 | 1" | 3/4" EK |
| 6A00931100513A | 13 | 1" | 3/4" EK |



AC00.70G

INSULATION FOR STAINLESS STEEL MANIFOLDS

CODE

AC0070GIC6760H



6100.35

SAFETY THERMOSTAT

CODE

610035HSITERMH



6100.M2 0H

M/F FULL PORT BALL VALVE FLAT SEAT WITH BUTTERFLY

CODE

6100M2N101000H



1" (Ø 25MM)

ODINO Brass manifolds




6500.71
DISTRIBUTION MANIFOLD
WITH BALANCING FLOW
METERS

| CODE | | | |
|----------------|----|--------|-----|
| 650071N100502A | 2 | 1" | 200 |
| 650071N100503A | 3 | 1" | 200 |
| 650071N100504A | 4 | 1" | 200 |
| 650071N100505A | 5 | 1" | 200 |
| 650071N100506A | 6 | 1" | 200 |
| 650071N100507A | 7 | 1" | 200 |
| 650071N100508A | 8 | 1" | 200 |
| 650071N100509A | 9 | 1" | 200 |
| 650071N100510A | 10 | 1" | 200 |
| 650071N100511A | 11 | 1" | 200 |
| 650071N100512A | 12 | 1" | 200 |
| 650071N100513A | 13 | 1" | 200 |
| 650071N120502A | 2 | 1" 1/4 | 200 |
| 650071N120503A | 3 | 1" 1/4 | 200 |
| 650071N120504A | 4 | 1" 1/4 | 200 |
| 650071N120505A | 5 | 1" 1/4 | 200 |
| 650071N120506A | 6 | 1" 1/4 | 200 |
| 650071N120507A | 7 | 1" 1/4 | 200 |
| 650071N120508A | 8 | 1" 1/4 | 200 |
| 650071N120509A | 9 | 1" 1/4 | 200 |
| 650071N120510A | 10 | 1" 1/4 | 200 |
| 650071N120511A | 11 | 1" 1/4 | 200 |
| 650071N120512A | 12 | 1" 1/4 | 200 |



6500.72
DISTRIBUTION MANIFOLD
WITH BALANCING FLOW
METERS AND VALVES

| CODE | | | |
|----------------|----|--------|-----|
| 650072N100502A | 2 | 1" | 200 |
| 650072N100503A | 3 | 1" | 200 |
| 650072N100504A | 4 | 1" | 200 |
| 650072N100505A | 5 | 1" | 200 |
| 650072N100506A | 6 | 1" | 200 |
| 650072N100507A | 7 | 1" | 200 |
| 650072N100508A | 8 | 1" | 200 |
| 650072N100509A | 9 | 1" | 200 |
| 650072N100510A | 10 | 1" | 200 |
| 650072N100511A | 11 | 1" | 200 |
| 650072N100512A | 12 | 1" | 200 |
| 650072N100513A | 13 | 1" | 200 |
| 650072N120502A | 2 | 1" 1/4 | 200 |
| 650072N120503A | 3 | 1" 1/4 | 200 |
| 650072N120504A | 4 | 1" 1/4 | 200 |
| 650072N120505A | 5 | 1" 1/4 | 200 |
| 650072N120506A | 6 | 1" 1/4 | 200 |
| 650072N120507A | 7 | 1" 1/4 | 200 |
| 650072N120508A | 8 | 1" 1/4 | 200 |
| 650072N120509A | 9 | 1" 1/4 | 200 |
| 650072N120510A | 10 | 1" 1/4 | 200 |
| 650072N120511A | 11 | 1" 1/4 | 200 |
| 650072N120512A | 12 | 1" 1/4 | 200 |



6500.93
DISTRIBUTION MANIFOLD
WITH MECHANICAL
BALANCING SCREW

| CODE | | | |
|----------------|----|--------|-----|
| 650093N100502A | 2 | 1" | 200 |
| 650093N100503A | 3 | 1" | 200 |
| 650093N100504A | 4 | 1" | 200 |
| 650093N100505A | 5 | 1" | 200 |
| 650093N100506A | 6 | 1" | 200 |
| 650093N100507A | 7 | 1" | 200 |
| 650093N100508A | 8 | 1" | 200 |
| 650093N100509A | 9 | 1" | 200 |
| 650093N100510A | 10 | 1" | 200 |
| 650093N100511A | 11 | 1" | 200 |
| 650093N100512A | 12 | 1" | 200 |
| 650093N120502A | 2 | 1" 1/4 | 200 |
| 650093N120503A | 3 | 1" 1/4 | 200 |
| 650093N120504A | 4 | 1" 1/4 | 200 |
| 650093N120505A | 5 | 1" 1/4 | 200 |
| 650093N120506A | 6 | 1" 1/4 | 200 |
| 650093N120507A | 7 | 1" 1/4 | 200 |
| 650093N120508A | 8 | 1" 1/4 | 200 |
| 650093N120509A | 9 | 1" 1/4 | 200 |
| 650093N120510A | 10 | 1" 1/4 | 200 |
| 650093N120511A | 11 | 1" 1/4 | 200 |
| 650093N120512A | 12 | 1" 1/4 | 200 |

ODINO Brass manifolds



6500.H6
DISTRIBUTION MANIFOLD
WITH FLOW METERS AND
TERMINAL

| CODE | | | |
|----------------|--------|----|------|
| 6500H6N100502A | 1" | 2 | 3/4" |
| 6500H6N100503A | 1" | 3 | 3/4" |
| 6500H6N100504A | 1" | 4 | 3/4" |
| 6500H6N100505A | 1" | 5 | 3/4" |
| 6500H6N100506A | 1" | 6 | 3/4" |
| 6500H6N100507A | 1" | 7 | 3/4" |
| 6500H6N100508A | 1" | 8 | 3/4" |
| 6500H6N100509A | 1" | 9 | 3/4" |
| 6500H6N100510A | 1" | 10 | 3/4" |
| 6500H6N100511A | 1" | 11 | 3/4" |
| 6500H6N100512A | 1" | 12 | 3/4" |
| 6500H6N100513A | 1" | 13 | 3/4" |
| 6500H6N120502A | 1 1/4" | 2 | 3/4" |
| 6500H6N120503A | 1 1/4" | 3 | 3/4" |
| 6500H6N120504A | 1 1/4" | 4 | 3/4" |
| 6500H6N120505A | 1 1/4" | 5 | 3/4" |
| 6500H6N120506A | 1 1/4" | 6 | 3/4" |
| 6500H6N120507A | 1 1/4" | 7 | 3/4" |
| 6500H6N120508A | 1 1/4" | 8 | 3/4" |
| 6500H6N120509A | 1 1/4" | 9 | 3/4" |
| 6500H6N120510A | 1 1/4" | 10 | 3/4" |
| 6500H6N120511A | 1 1/4" | 11 | 3/4" |
| 6500H6N120512A | 1 1/4" | 12 | 3/4" |



6500.89
ELECTROTHERMIC CONTROL

| CODE | |
|----------------|----|
| 650089H2300W4A | 50 |

LOKI Modular brass manifolds

6M00.88

MODULAR M/F MANIFOLD
WITH FLOW METERS



| CODE | | | | |
|----------------|---|----|---------|----|
| 6M0088H100502A | 2 | 1" | 3/4" EK | 16 |
| 6M0088H100503A | 3 | 1" | 3/4" EK | 10 |
| 6M0088H100504A | 4 | 1" | 3/4" EK | 8 |

6M00.90

MODULAR M/F MANIFOLD
WITH VALVES



| CODE | | | | |
|----------------|---|----|---------|----|
| 6M0090H100502A | 2 | 1" | 3/4" EK | 16 |
| 6M0090H100503A | 3 | 1" | 3/4" EK | 10 |
| 6M0090H100504A | 4 | 1" | 3/4" EK | 8 |

6M00.99

MODULAR M/F MANIFOLD
WITH LOCKSHIELD



| CODE | | | | |
|----------------|---|----|---------|----|
| 6M0099H100502A | 2 | 1" | 3/4" EK | 16 |
| 6M0099H100503A | 3 | 1" | 3/4" EK | 10 |
| 6M0099H100504A | 4 | 1" | 3/4" EK | 8 |

6200.01

MALE STRAIGHT FITTING
WITH O-RING



| CODE | | | | |
|----------------|-----|-------|---|----|
| 620001H102630A | 3.0 | 1"x26 | 5 | 40 |
| 620001H103230A | 3.0 | 1"x32 | 5 | 40 |

6200.21

SELF-SEAL MALE ELBOW WITH
O-RING



| CODE | | | | |
|----------------|-----|-------|---|----|
| 620021H102630A | 3.0 | 1"x26 | 5 | 25 |
| 620021H103230A | 3.0 | 1"x32 | 5 | 20 |

6200.22

SELF-SEAL FEMALE ELBOW
WITH O-RING



| CODE | | | | |
|----------------|-----|-------|---|----|
| 620022H102630A | 3.0 | 1"x26 | 5 | 25 |
| 620022H103230A | 3.0 | 1"x32 | 5 | 25 |

5S00.02

FEMALE STRAIGHT FITTING



| CODE | | | | |
|----------------|-----|-------|---|----|
| 5S0002H102630T | 3.0 | 1"x26 | 5 | 40 |
| 5S0002H103230T | 3.0 | 1"x32 | 5 | 30 |

6200.J4

MALE CAP WITH O-RING



| CODE | | | | |
|----------------|----|----|-----|--|
| 6200J4H100000A | 1" | 10 | 100 | |

2600.41

FEMALE CAP



| CODE | | | | |
|----------------|----|----|-----|--|
| 260041H100000A | 1" | 10 | 100 | |

Heating manifold accessories



3500.G8
M/F END PIECE FOR
MANIFOLD

| CODE | Ø | ◇ | ☐ |
|----------------|------------------|---|----|
| 3500G8H050400A | 3/4"x1/2"x3/8" | 2 | 50 |
| 3500G8H100400A | 1"x1/2"x3/8" | 2 | 40 |
| 3500G8H120400A | 1"x1/4x1/2"x3/8" | 2 | 30 |



3500.G8.N
NICKEL-PLATED M/F END
PIECE FOR MANIFOLD

| CODE | Ø | ◇ | ☐ |
|----------------|------------------|---|----|
| 3500G8N050400A | 3/4"x1/2"x3/8" | 2 | 50 |
| 3500G8N100400A | 1"x1/2"x3/8" | 2 | 40 |
| 3500G8N120400A | 1"x1/4x1/2"x3/8" | 2 | 30 |



3500.G8.FF
F/F END PIECE FOR MANIFOLD

| CODE | Ø | ◇ | ☐ |
|----------------|--------------|---|----|
| 3500G8H100401A | 1"x1/2"x3/8" | 2 | 30 |



3500.G8.N.FF
NICKEL-PLATED F/F END PIECE
FOR MANIFOLD

| CODE | Ø | ◇ | ☐ |
|----------------|--------------|---|----|
| 3500G8N100401A | 1"x1/2"x3/8" | 2 | 40 |



6500.H8
EUROKONUS NICKEL-PLATED
SPLITTER

| CODE | Ø | ◇ | ☐ |
|----------------|---------|----|----|
| 6500H8N050000H | 3/4" EK | 10 | 50 |



AC00.70
MANIFOLD INSULATION

| CODE | ✂ | Ø |
|----------------|----|--------|
| AC0070G061200H | 12 | 1" |
| AC0070G071200H | 12 | 1" 1/4 |
| AC0070G061300H | 13 | 1" |



6500.87
AUTOMATIC MANIFOLD
TERMINAL KIT

| CODE | Ø | ☐ |
|----------------|--------|----|
| 650087N100000A | 1" | 12 |
| 650087N120000A | 1" 1/4 | 10 |



6500.87.N
MANUAL MANIFOLD
TERMINATION KIT

| CODE | Ø | ◇ | ☐ |
|----------------|--------|---|----|
| 650087N100001A | 1" | 2 | 30 |
| 650087N120001A | 1" 1/4 | - | - |



6500.42
FLOW METER FOR MANIFOLDS

| CODE | Ø |
|----------------|---------|
| 650042H040000H | 0x5 l/m |
| 650042H04BRASS | 0x5 l/m |
| 6M0042H040000H | 0x5 l/m |



7100.M6
BALL VALVE WITH
THERMOMETER WITH
BUTTERFLY

| CODE | Ø | ◇ | ☐ |
|----------------|--------|---|----|
| 7100M6N10102BA | 1" | 2 | 12 |
| 7100M6N10102RA | 1" | 2 | 12 |
| 7100M6N12122BA | 1" 1/4 | 2 | 12 |
| 7100M6N12122RA | 1" 1/4 | 2 | 12 |



7500.M5
M/F STRAIGHT UNION BALL
VALVE WITH BUTTERFLY

| CODE | Ø | ◇ | ☐ |
|----------------|--------|---|----|
| 7S00M5N1010B2A | 1" | 5 | 20 |
| 7S00M5N1010R2A | 1" | 5 | 20 |
| 7100M5N1212B2A | 1" 1/4 | - | 10 |
| 7100M5N1212R2A | 1" 1/4 | - | 10 |



7Y00.M5
COMPACT BALL VALVE
COUPLING WITH BUTTERFLY,
WITHOUT THERMOMETER

| CODE | Ø | ☐ |
|----------------|----|----|
| 7Y00M5N1010R2A | 1" | 12 |
| 7Y00M5N1010B2A | 1" | 12 |



7Y00.M6
COMPACT BALL VALVE
COUPLING WITH BUTTERFLY
AND THERMOMETER

| CODE | Ø | ☐ |
|----------------|----|----|
| 7Y00M6N1010R2A | 1" | 12 |
| 7Y00M6N1010B2A | 1" | 12 |

Heating manifold accessories

7Y00.M8

COMPACT 90-DEGREE BALL VALVE COUPLING WITH BUTTERFLY, NO THERMOMETER



| CODE | Ø | 📦 |
|----------------|----|----|
| 7Y00M8N1010R2A | 1" | 12 |
| 7Y00M8N1010B2A | 1" | 12 |

7Y00.Q8

COMPACT 90-DEGREE BALL VALVE COUPLING WITH BUTTERFLY AND THERMOMETER



| CODE | Ø | ◇ | 📦 |
|----------------|----|---|----|
| 7Y00Q8N1010R2A | 1" | 1 | 12 |
| 7Y00Q8N1010B2A | 1" | - | 12 |

7Y00.35

THERMOMETER



| CODE | Ø |
|----------------|-----|
| 7Y0035P40120RH | Ø40 |

6500.35.SO

THERMOMETER WITH CONTACT PROBE



| CODE | Ø |
|----------------|----------------|
| 650035HSOTERMH | -50°C ÷ +130°C |

6500.35.SI

SAFETY THERMOSTAT



| CODE |
|----------------|
| 650035HSITERMH |

6500.75

CHARGE/DISCHARGE VALVE



| CODE | Ø | 📦 |
|----------------|------|----|
| 650075N040000H | 1/2" | 50 |

6500.74.N

NICKEL-PLATED AUTOMATIC AIR VENT VALVE



| CODE | Ø | ◇ | 📦 |
|----------------|------|----|----|
| 650074N030000H | 3/8" | 10 | 20 |
| 650074N030001H | 3/8" | 10 | - |

2600.74

AIR OUTLET VALVE WITH O-RING



| CODE | Ø | ◇ | 📦 |
|----------------|------|----|-----|
| 260074H010000H | 1/8" | 10 | 500 |
| 260074H020000H | 1/4" | 10 | 400 |
| 260074H030000H | 3/8" | 10 | 300 |
| 260074H040000H | 1/2" | 10 | 300 |

2600.74.N

NICKEL-PLATED AIR OUTLET VALVE WITH O-RING



| CODE | Ø | ◇ | 📦 |
|----------------|------|----|-----|
| 260074N010000H | 1/8" | 10 | 500 |
| 260074N020000H | 1/4" | 10 | 400 |
| 260074N030000H | 3/8" | 10 | 300 |
| 260074N040000H | 1/2" | 10 | 300 |

2600.J4

MALE CAP WITH O-RING



| CODE | Ø | ◇ | 📦 |
|----------------|--------|----|-----|
| 2600J4N100000A | 1" | 10 | 100 |
| 2600J4N120000A | 1 1/4" | 10 | 60 |

6M00.87

TERMINAL FOR LOKI MODULAR MANIFOLDS



| CODE | Ø | 📦 |
|----------------|----|----|
| 6M0087H100000A | 1" | 12 |

Heating manifold accessories

RBS.30

MANUAL AIR VENT VALVE WITH O-RING,
SWIVELLING ABS HEAD



CODE

Ø

RBS3000018N000

1/2"

RBS.45

NICKEL-PLATED LOADING/UNLOADING SWIVEL
VALVE WITH O-RING AND PLUG



CODE

Ø

RBS45000000000

1/2"x3/4"

7Y00.33

NICKEL-PLATED MANIFOLD FITTING



CODE

Ø

7Y0033N100000H

1"

SC6M.G8

THREADED END PIECE FOR MANIFOLD



CODE

Ø

SC6MG8H100403A

1"x1/2"x3/8"

6500.00N

MALE FITTING WITH O-RING AND FLAT GASKET



CODE

Ø

650000N10100H

1"

AC00.80.I

BRACKET FOR LOKI MODULAR
MANIFOLDS



CODE



AC0080110B290A

2

20

Heating manifold accessories



AC00.80 BRACKET

BRACKETS FOR MANIFOLDS FOR HEATING SYSTEMS

| CODE | | | | | | |
|------------------|--------------|-------|-------|--|---|----|
| AC0080I100000H* | B=31 / C=90 | A=200 | 1" | AC0080I500000A AC0080I700000A AC0080I100000A | 2 | 20 |
| AC0080I100001H* | 80 | A=210 | 1" | AC0080I500000A AC0080I700000A AC0080I100000A | 2 | 20 |
| AC0080I100002H** | B=18 / C=75 | A=200 | 1" | AC0080I500000A- AC0080I700000A- AC0080I100000A- AC0080I550090H- AC0080I700090H- AC0080I850090H- AC0080I100090H | 2 | 20 |
| AC0080I120000H* | B=31 / C=100 | A=200 | 1*1/4 | AC0080I500000A AC0080I700000A AC0080I100000A | 2 | 20 |
| AC0080I120002H** | B=18 / C=85 | A=200 | 1*1/4 | AC0080I500000A- AC0080I700000A- AC0080I100000A- AC0080I550090H- AC0080I700090H- AC0080I850090H- AC0080I100090H | 2 | 20 |
| AC0080I6M0000H** | B=18 / C=75 | A=200 | 1" | AC0080I500000A - AC0080I700000A - AC0080I100000A - AC0080I550090A - AC0080I700090A - AC0080I850090A - AC0080I100090A | 2 | 20 |

AC00.80 CASE

METAL MANIFOLD CABINET



| CODE | Ø | |
|-----------------|--------------|-------------|
| AC0080I550090H | 550x600x90 | 2-3-4-5 |
| AC0080I700090H | 700x600x90 | 6-7-8-9 |
| AC0080I850090H | 850x600x90 | 10-11 |
| AC0080I100090H | 1000x600x90 | 12-13 |
| AC0080I500000A* | 500x700x110 | 2-3-4-5 |
| AC0080I700000A* | 700x700x110 | 6-7-8-9 |
| AC0080I100000A* | 1000x700x110 | 10-11-12-13 |

ZEFIRO LINE 7S00



7S00.L1
F/F BALL VALVE WITH STEEL
LEVER

| CODE | Ø | ◇ | ☐ |
|----------------|-------|----|----|
| 7S00L1N040400A | 1/2" | 15 | 60 |
| 7S00L1N050500A | 3/4" | 10 | 40 |
| 7S00L1N101000A | 1" | 6 | 24 |
| 7S00L1N121200A | 1*1/4 | - | 20 |
| 7S00L1N141400A | 1*1/2 | - | 15 |
| 7S00L1N202000A | 2" | - | 8 |



7S00.L2
M/F BALL VALVE WITH STEEL
LEVER

| CODE | Ø | ◇ | ☐ |
|----------------|-------|----|----|
| 7S00L2N040400A | 1/2" | 15 | 60 |
| 7S00L2N050500A | 3/4" | 8 | 32 |
| 7S00L2N101000A | 1" | 6 | 24 |
| 7S00L2N121200A | 1*1/4 | - | 20 |
| 7S00L2N141400A | 1*1/2 | - | 12 |
| 7S00L2N202000A | 2" | - | 8 |



7S00.L5
FEMALE STRAIGHT UNION
BALL VALVE WITH STEEL
LEVER

| CODE | Ø | ◇ | ☐ |
|----------------|-------|----|----|
| 7S00L5N040402A | 1/2" | 10 | 40 |
| 7S00L5N050502A | 3/4" | 8 | 32 |
| 7S00L5N101002A | 1" | 4 | 16 |
| 7S00L5N121202A | 1*1/4 | - | 16 |



7S00.M1
F/F BALL VALVE WITH
BUTTERFLY

| CODE | Ø | ◇ | ☐ |
|----------------|------|----|----|
| 7S00M1N040400A | 1/2" | 20 | 80 |
| 7S00M1N050500A | 3/4" | 12 | 48 |
| 7S00M1N101000A | 1" | 8 | 32 |



7S00.M2
M/F BALL VALVE WITH
BUTTERFLY

| CODE | Ø | ◇ | ☐ |
|----------------|------|----|----|
| 7S00M2N040400A | 1/2" | 20 | 80 |
| 7S00M2N050500A | 3/4" | 12 | 48 |
| 7S00M2N101000A | 1" | 8 | 32 |



7S00.M5
M/F STRAIGHT UNION BALL
VALVE WITH BUTTERFLY

| CODE | Ø | ◇ | ☐ |
|----------------|-------|----|----|
| 7S00M5N040402A | 1/2" | 12 | 48 |
| 7S00M5N050502A | 3/4" | 8 | 32 |
| 7S00M5N101002A | 1" | 5 | 20 |
| 7S00M5N121202A | 1*1/4 | - | 20 |



7S00.M5
M/F STRAIGHT UNION BALL
VALVE WITH BUTTERFLY

| CODE | Ø | ◇ | ☐ |
|----------------|-------|---|----|
| 7S00M5N1010B2A | 1" | 5 | 20 |
| 7S00M5N1010R2A | 1" | 5 | 20 |
| 7100M5N1212B2A | 1*1/4 | - | 10 |
| 7100M5N1212R2A | 1*1/4 | - | 10 |

NOTO LINE 7100



7100.L1
F/F BALL VALVE WITH STEEL
LEVER

| CODE | Ø | ◇ | ☐ |
|----------------|-------|----|----|
| 7100L1N040400A | 1/2" | 12 | 72 |
| 7100L1N050500A | 3/4" | 8 | 48 |
| 7100L1N101000A | 1" | 6 | 36 |
| 7100L1N121200A | 1*1/4 | - | 12 |
| 7100L1N141400A | 1*1/2 | - | 6 |
| 7100L1N202000A | 2" | - | 4 |
| 7100L1N242400A | 2*1/2 | - | 3 |
| 7100L1N303000A | 3" | - | 2 |
| 7100L1N404000A | 4" | - | - |



7100.L2
M/F BALL VALVE WITH STEEL
LEVER

| CODE | Ø | ◇ | ☐ |
|----------------|-------|----|----|
| 7100L2N040400A | 1/2" | 12 | 72 |
| 7100L2N050500A | 3/4" | 8 | 48 |
| 7100L2N101000A | 1" | 6 | 36 |
| 7100L2N121200A | 1*1/4 | - | 10 |
| 7100L2N141400A | 1*1/2 | - | 6 |
| 7100L2N202000A | 2" | - | 4 |



7100.L3
M/M BALL VALVE WITH STEEL
LEVER

| CODE | Ø | ◇ | ☐ |
|----------------|------|----|----|
| 7100L3N040400A | 1/2" | 12 | 72 |
| 7100L3N050500A | 3/4" | 8 | 48 |
| 7100L3N101000A | 1" | 6 | 36 |



7100.L5
FEMALE STRAIGHT UNION
BALL VALVE WITH STEEL
LEVER

| CODE | Ø | ◇ | ☐ |
|----------------|-------|----|----|
| 7100L5N040401A | 1/2" | 10 | 60 |
| 7100L5N050501A | 3/4" | 10 | 30 |
| 7100L5N101001A | 1" | 6 | 18 |
| 7100L5N121201A | 1*1/4 | - | 6 |
| 7100L5N141401A | 1*1/2 | - | 4 |
| 7100L5N202001A | 2" | - | 2 |



7100.M1
F/F BALL VALVE WITH
ALUMINIUM BUTTERFLY

| CODE | Ø | ◇ | ☐ |
|----------------|------|----|----|
| 7100M1N040400A | 1/2" | 12 | 72 |
| 7100M1N050500A | 3/4" | 8 | 48 |
| 7100M1N101000A | 1" | 6 | 36 |



7100.M2
M/F BALL VALVE WITH
ALUMINIUM BUTTERFLY

| CODE | Ø | ◇ | ☐ |
|----------------|------|----|----|
| 7100M2N040400A | 1/2" | 12 | 72 |
| 7100M2N050500A | 3/4" | 8 | 48 |
| 7100M2N101000A | 1" | 6 | 36 |



7100.M3
M/M BALL VALVE WITH
ALUMINIUM BUTTERFLY

| CODE | Ø | ◇ | ☐ |
|----------------|------|----|----|
| 7100M3N040400A | 1/2" | 12 | 72 |
| 7100M3N050500A | 3/4" | 8 | 48 |
| 7100M3N101000A | 1" | 6 | 36 |



7100.M5
M/F STRAIGHT UNION BALL
VALVE WITH BUTTERFLY

| CODE | Ø | ◇ | ☐ |
|----------------|-------|----|----|
| 7100M5N040401A | 1/2" | 10 | 60 |
| 7100M5N050501A | 3/4" | 10 | 30 |
| 7100M5N101001A | 1" | 7 | 21 |
| 7100M5N121201A | 1*1/4 | - | 10 |



7100.M8
M/F ANGLE WITH NUT AND
TAIL WITH BUTTERFLY

| CODE | Ø | ◇ | ☐ |
|----------------|------|----|----|
| 7100M8N040400A | 1/2" | 10 | 60 |
| 7100M8N050500A | 3/4" | 10 | 30 |
| 7100M8N101000A | 1" | 5 | 15 |



7A00.L1
F/F BALL VALVE WITH
ALUMINIUM LEVER

| CODE | Ø | ◇ | ☐ |
|----------------|-------|----|----|
| 7A00L1N040400A | 1/2" | 12 | 72 |
| 7A00L1N050500A | 3/4" | 8 | 48 |
| 7A00L1N101000A | 1" | 6 | 36 |
| 7A00L1N121200A | 1*1/4 | - | 10 |
| 7A00L1N141400A | 1*1/2 | - | 6 |
| 7A00L1N202000A | 2" | - | 4 |
| 7A00L1N242400A | 2*1/2 | - | 3 |
| 7A00L1N303000A | 3" | - | - |
| 7A00L1N404000A | 4" | - | - |

NOTO LINE 7100



7A00.L2
M/F BALL VALVE WITH
ALUMINIUM LEVER

| CODE | Ø | ◇ | ☐ |
|----------------|-------|----|----|
| 7A00L2N040400A | 1/2" | 12 | 72 |
| 7A00L2N050500A | 3/4" | 8 | 48 |
| 7A00L2N101000A | 1" | 6 | 36 |
| 7A00L2N121200A | 1*1/4 | - | 10 |
| 7A00L2N141400A | 1*1/2 | - | 6 |
| 7A00L2N202000A | 2" | - | 4 |



7A00.L3
M/M BALL VALVE WITH
ALUMINIUM LEVER

| CODE | Ø | ◇ | ☐ |
|----------------|------|---|----|
| 7A00L3N040400A | 1/2" | 6 | 36 |
| 7A00L3N050500A | 3/4" | 8 | 48 |
| 7A00L3N101000A | 1" | 6 | 36 |



7A00.L5
FEMALE STRAIGHT UNION
BALL VALVE WITH ALUMINIUM
LEVER

| CODE | Ø | ◇ | ☐ |
|----------------|-------|----|----|
| 7A00L5N040401A | 1/2" | 10 | 60 |
| 7A00L5N050501A | 3/4" | 10 | 30 |
| 7A00L5N101001A | 1" | 6 | 18 |
| 7A00L5N121201A | 1*1/4 | - | 6 |
| 7A00L5N141401A | 1*1/2 | - | 4 |
| 7A00L5N202001A | 2" | - | 2 |



7100.74 STANDARD
STANDARD GARDEN TAP

| CODE | Ø | ◇ | ☐ |
|----------------|------|----|----|
| 710074N04000LA | 1/2" | 6 | 36 |
| 710074N05000LA | 3/4" | 10 | 30 |

Other valves and filters



7Y00.R7
F/F UNIVERSAL CHECK VALVE
WITH ACETAL COPOLYMER
(POM) SHUTTER

| CODE | Ø | |
|----------------|-------|----|
| 7Y00R7H040400H | 1/2" | 60 |
| 7Y00R7H050500H | 3/4" | 36 |
| 7Y00R7H101000H | 1" | 28 |
| 7Y00R7H121200H | 1*1/4 | 12 |
| 7Y00R7H141400H | 1*1/2 | 10 |
| 7Y00R7H202000H | 2" | 6 |



7Y00.J8
BRASS Y PATTERN FILTER

| CODE | Ø | |
|----------------|-------|----|
| 7Y00J8H04040BH | 1/2" | 60 |
| 7Y00J8H05050BH | 3/4" | 30 |
| 7Y00J8H10100BH | 1" | 20 |
| 7Y00J8H12120BH | 1*1/4 | 10 |
| 7Y00J8H14140BH | 1*1/2 | 6 |
| 7Y00J8H20200BH | 2" | 3 |



7Y00.J7
F/F UNIVERSAL CHECK VALVE
WITH BRASS SHUTTER FOR
HIGH PRESSURE

| CODE | Ø | | |
|----------------|-------|----|----|
| 7Y00J7H040400A | 1/2" | - | 40 |
| 7Y00J7H050500A | 3/4" | 12 | 24 |
| 7Y00J7H101000A | 1" | - | 16 |
| 7Y00J7H121200A | 1*1/4 | - | 15 |
| 7Y00J7H141400A | 1*1/2 | - | 10 |
| 7Y00J7H202000A | 2" | - | 5 |



7Y00.J6
F/F BRASS GATE VALVE
NORMAL TYPE

| CODE | Ø | |
|----------------|-------|----|
| 7Y00J6H040400H | 1/2" | 40 |
| 7Y00J6H050500H | 3/4" | 20 |
| 7Y00J6H101000H | 1" | 10 |
| 7Y00J6H121200H | 1*1/4 | 10 |
| 7Y00J6H141400H | 1*1/2 | 5 |
| 7Y00J6H202000H | 2" | 4 |
| 7Y00J6H242400H | 2*1/2 | 2 |
| 7Y00J6H303000H | 3" | 2 |
| 7Y00J6H404000H | 4" | - |



7800.L2
M/F MINI BALL VALVE

| CODE | Ø | | |
|----------------|------|----|-----|
| 7800L2N040400A | 1/2" | 25 | 150 |
| 7800L2N04040BA | 1/2" | 25 | 150 |
| 7800L2N04040RA | 1/2" | 25 | 150 |



7800.L1
F/F NICKEL-PLATED MINI
VALVE WITH BLACK LEVER

| CODE | Ø | | |
|----------------|------|----|-----|
| 7800L1N040400H | 1/2" | 25 | 150 |



7Y00.M9
F/F VALVE WITH LOOSE NUT
AND FLAT WASHER, WITH
BUTTERFLY

| CODE | Ø | | |
|----------------|------|----|-----|
| 7Y00M9H04040RA | 1/2" | 20 | 120 |
| 7Y00M9H04040BA | 1/2" | 20 | 120 |
| 7Y00M9H05050RA | 3/4" | 25 | 75 |
| 7Y00M9H05050BA | 3/4" | 25 | 75 |

IDROS Angle valves



1400.49
CHROME-PLATED ANGLE
VALVE WITH ROSETTE AND
TRIANGULAR HANDLE

| CODE | Ø | 📦 |
|----------------|-----------|----|
| 140049C040400A | 1/2"x1/2" | 24 |
| 140049C0404Z0A | 1/2"x1/2" | 24 |



1400.N1
ANGLE VALVE WITH FILTER,
JOINT AND ROSETTE

| CODE | Ø | 📦 |
|----------------|---------|----|
| 1400N1C041000A | 1/2"x10 | 25 |



1400.49 DOUBLE
CHROME-PLATED DOUBLE
ANGLE VALVE WITH ROSETTE
AND TRIANGULAR HANDLE

| CODE | Ø | 📦 |
|----------------|-----------|----|
| 140049C040404A | 1/2"x1/2" | 12 |
| 140049C0404Z4A | 1/2"x1/2" | 12 |



1400.Q6
CHROME-PLATED ANGLE
VALVE WITH ROSETTE

| CODE | Ø | 📦 | 📦 |
|----------------|-----------|---|----|
| 1400Q6C040400A | 1/2"x1/2" | 2 | 48 |



1400.74
CHROME-PLATED ANGLE
VALVE WITH ROSETTE

| CODE | Ø | 📦 | 📦 |
|----------------|------------------|---|----|
| 140074C040300A | 1/2"x3/8" H=89,5 | - | 24 |
| 140074C040400A | 1/2"x1/2" H=89,5 | 2 | 24 |
| 140074C040459A | 1/2"x1/2" H=72 | - | 40 |



1400.E4
10 MM NUT AND GASKET

| CODE | Ø | 📦 | 📦 |
|----------------|---------|----|-----|
| 1400E4C031000H | 3/8"x10 | 10 | 500 |



1400.74 COMPLETE
CHROME-PLATED DOUBLE
ANGLE VALVE WITH ROSETTE,
NUT AND OLIVE

| CODE | Ø | 📦 |
|----------------|--------------|----|
| 140074C040310A | 1/2"x3/8"x10 | 24 |



EB00.84
ROSETTE

| CODE | Ø |
|----------------|----------|
| EB0084I045700H | 1/2"D.57 |



1400.74 DOUBLE
CHROME-PLATED DOUBLE
ANGLE VALVE WITH ROSETTE

| CODE | Ø | 📦 |
|----------------|-----------|----|
| 140074C040404A | 1/2"x1/2" | 12 |

IDROS Washing machine taps

1400.78
CHROME-PLATED WASHING
MACHINE BALL VALVE



| CODE | Ø |  |
|----------------|-----------|---|
| 140078C040500A | 1/2"x3/4" | 35 |

1400.L9
CHROME WASHING MACHINE
"T" TAP



| CODE | Ø |  |
|----------------|----------------|---|
| 1400L9C040504A | 1/2"x3/4"x1/2" | 35 |

FEBO LINE 7E00



7E00.75
STRAIGHT VALVE WITH IRON
PIPE CONNECTION

| CODE | Ø | |
|----------------|------|----|
| 7E0075N040400A | 1/2" | 25 |
| 7E0075N04040RA | 1/2" | 25 |



7E00.J9
STRAIGHT LOCKSHIELD WITH
IRON PIPE CONNECTION

| CODE | Ø | |
|----------------|------|----|
| 7E00J9N040400A | 1/2" | 25 |
| 7E00J9N04040RA | 1/2" | 25 |



7E00.E3.V STRAIGHT
H STRAIGHT VALVE WITH TWO
FLAT SEALS

| CODE | | Ø | |
|----------------|-------|-----------|----|
| 7E00E3N05050VA | 50 mm | 3/4"x3/4" | 25 |



7E00.75 EK
STRAIGHT VALVE EUROCONE
CONNECTION

| CODE | Ø | |
|----------------|-------------|----|
| 7E0075N050400A | 3/4"EKx1/2" | 25 |
| 7E0075N05040RA | 3/4"EKx1/2" | 25 |



7E00.J9-90°
ANGLE LOCKSHIELD WITH
IRON PIPE CONNECTION

| CODE | Ø | |
|----------------|------|----|
| 7E00J9N040490A | 1/2" | 25 |
| 7E00J9N04049RA | 1/2" | 25 |



7E00.E3.V ANGLE
H ANGLE VALVE WITH TWO
FLAT SEALS

| CODE | | Ø | |
|----------------|-------|-----------|----|
| 7E00E3N05059VA | 50 mm | 3/4"x3/4" | 25 |



7E00.75-90°
ANGLE VALVE WITH IRON PIPE
CONNECTION

| CODE | Ø | |
|----------------|------|----|
| 7E0075N040490A | 1/2" | 25 |
| 7E0075N04049RA | 1/2" | 25 |



7E00.J9-90° EK
ANGLE LOCKSHIELD
EUROCONE CONNECTION

| CODE | Ø | |
|----------------|-------------|----|
| 7E00J9N050490A | 3/4"EKx1/2" | 25 |
| 7E00J9N05049RA | 3/4"EKx1/2" | 25 |



7E00.75-90° EK
ANGLE VALVE EUROCONE
CONNECTION

| CODE | Ø | |
|----------------|-------------|----|
| 7E0075N050490A | 3/4"EKx1/2" | 25 |
| 7E0075N05049RA | 3/4"EKx1/2" | 25 |



7E00.E3 STRAIGHT
H STRAIGHT VALVE WITH
NIPPLES/ADAPTERS KIT

| CODE | | Ø | |
|----------------|-------|-----------|----|
| 7E00E3N050500A | 50 mm | 3/4"x3/4" | 25 |



7E00.J9 EK
STRAIGHT LOCKSHIELD
EUROCONE CONNECTION

| CODE | Ø | |
|----------------|-------------|----|
| 7E00J9N050400A | 3/4"EKx1/2" | 25 |
| 7E00J9N05040RA | 3/4"EKx1/2" | 25 |



7E00.E3 ANGLE
H ANGLE VALVE WITH
NIPPLES/ADAPTERS KIT

| CODE | | Ø | |
|----------------|-------|-----------|----|
| 7E00E3N050590A | 50 mm | 3/4"x3/4" | 25 |

HYPERION LINE 7500



7500.75
STRAIGHT VALVE WITH IRON
PIPE CONNECTION

| CODE | Ø | ◇ | ☐ |
|----------------|------|---|----|
| 750075N050500A | 3/4" | 8 | 48 |



7500.75-90°
ANGLE VALVE WITH IRON
PIPE CONNECTION

| CODE | Ø | ◇ | ☐ |
|----------------|------|---|----|
| 750075N050590A | 3/4" | 8 | 48 |



7500.J9
STRAIGHT LOCKSHIELD WITH
IRON PIPE CONNECTION

| CODE | Ø | ◇ | ☐ |
|----------------|------|---|----|
| 7500J9N050500A | 3/4" | 8 | 48 |



7500.J9-90°
ANGLE LOCKSHIELD WITH
IRON PIPE CONNECTION

| CODE | Ø | ◇ | ☐ |
|----------------|------|---|----|
| 7500J9N050590A | 3/4" | 8 | 48 |



7T00.77
THERMOSTATIC STRAIGHT
VALVE WITH FLOW PRE-
SETTING AND IRON PIPE
CONNECTION

| CODE | Ø | |
|----------------|------|----|
| 7T0077N04040RA | 1/2" | 25 |



7E00.J9 EK
STRAIGHT LOCKSHIELD
EUROCONE CONNECTION

| CODE | Ø | |
|----------------|-------------|----|
| 7E00J9N050400A | 3/4"EKx1/2" | 25 |
| 7E00J9N05040RA | 3/4"EKx1/2" | 25 |



7T00.77 EK
STRAIGHT THERMOSTATIC
VALVE WITH PRE-
ADJUSTMENT AND EUROCONE
CONNECTION

| CODE | Ø | |
|----------------|--------------|----|
| 7T0077N05040RA | 3/4" EKx1/2" | 25 |



7E00.J9-90°
ANGLE LOCKSHIELD WITH
IRON PIPE CONNECTION

| CODE | Ø | |
|----------------|------|----|
| 7E00J9N040490A | 1/2" | 25 |
| 7E00J9N04049RA | 1/2" | 25 |



7T00.77-90°
THERMOSTATIC ANGLE VALVE
WITH FLOW PRE-SETTING AND
IRON PIPE CONNECTION

| CODE | Ø | |
|----------------|------|----|
| 7T0077N04049RA | 1/2" | 25 |



7E00.J9-90° EK
ANGLE LOCKSHIELD
EUROCONE CONNECTION

| CODE | Ø | |
|----------------|-------------|----|
| 7E00J9N050490A | 3/4"EKx1/2" | 25 |
| 7E00J9N05049RA | 3/4"EKx1/2" | 25 |



7T00.77-90°EK
THERMOSTATIC 90-DEGREE
VALVE WITH PRE-
ADJUSTMENT AND EUROCONE
CONNECTION

| CODE | Ø | |
|----------------|-------------|----|
| 7T0077N05049RA | 3/4"EKx1/2" | 25 |



7E00.J9
STRAIGHT LOCKSHIELD WITH
IRON PIPE CONNECTION

| CODE | Ø | |
|----------------|------|----|
| 7E00J9N040400A | 1/2" | 25 |
| 7E00J9N04040RA | 1/2" | 25 |

Thermostatic controls

7T00.89

THERMOSTATIC HEAD



CODE

Ø

7T0089H301500A

m30x1.5

Adapters and inserts for radiator valves



3300.80

NICKEL-PLATED NUT, OLIVE AND INSERT EUROCONE FOR PE-X PIPE

| CODE | + | Ø | ◇ | ☐ |
|----------------|---------|-----------|----|-----|
| 330080N051013A | 1.3 | 3/4"EKx10 | 10 | 150 |
| 330080N051420A | 2.0 | 3/4"EKx14 | 10 | 100 |
| 330080N051615A | 1.5 | 3/4"EKx16 | 10 | 100 |
| 330080N051620A | 2.0 | 3/4"EKx16 | 10 | 100 |
| 330080N051622A | 2.2 | 3/4"EKx16 | 10 | 100 |
| 330080N051720A | 2.0 | 3/4"EKx17 | 10 | 100 |
| 330080N051618A | 1.8 | 3/4"EKx16 | 10 | 100 |
| 330080N051820A | 2.0 | 3/4"EKx18 | 10 | 100 |
| 330080N051825A | 2.5 | 3/4"EKx18 | 10 | 100 |
| 330080N052020A | 1.9-2.0 | 3/4"EKx20 | 10 | 100 |
| 330080N052028A | 2.8 | 3/4"EKx20 | 10 | 100 |



2700.H4

NICKEL-PLATED NUT WITH ASSEMBLED RING AND GASKET FOR COPPER PIPE

| CODE | Ø | ◇ | ☐ |
|----------------|-----------|----|-----|
| 2700H4N051000H | 3/4"EKx10 | 10 | 200 |
| 2700H4N051200H | 3/4"EKx12 | 10 | 200 |
| 2700H4N051400H | 3/4"EKx14 | 10 | 200 |
| 2700H4N051500H | 3/4"EKx15 | 10 | 200 |
| 2700H4N051600H | 3/4"EKx16 | 10 | 200 |
| 2700H4N051800H | 3/4"EKx18 | 10 | 200 |



5700.H4

NICKEL-PLATED NUT WITH ASSEMBLED RING AND GASKET FOR COPPER PIPE

| CODE | Ø | ◇ | ☐ |
|----------------|-----------|----|-----|
| 5700H4N051500A | 3/4"EKx15 | 10 | 100 |



5700.80

NICKEL-PLATED NUT, OLIVE AND INSERT EUROCONE FOR MULTILAYER PIPE

| CODE | + | Ø | ◇ | ☐ |
|----------------|------|-----------|----|-----|
| 570080N051216A | 1.6 | 3/4"EKx12 | 10 | 100 |
| 570080N051620A | 2.0 | 3/4"EKx16 | 10 | 100 |
| 570080N051720A | 2.0 | 3/4"EKx17 | 10 | 100 |
| 570080N051620A | 2.0 | 3/4"EKx16 | 10 | 100 |
| 570080N051820A | 2.0 | 3/4"EKx18 | 10 | 100 |
| 570080N052020A | 2.0 | 3/4"EKx20 | 10 | 100 |
| 570080N052022A | 2.25 | 3/4"EKx20 | 10 | 100 |
| 570080N052025A | 2.5 | 3/4"EKx20 | 10 | 100 |



6300.85

EUROCONE FLAT SEAL ADAPTER

| CODE | Ø | ◇ | ☐ |
|----------------|------|----|-----|
| 630085H050000H | 3/4" | 10 | 500 |



6300.80

NICKEL-PLATED NUT, OLIVE AND INSERT EUROCONE

| CODE | + | Ø | ◇ | ☐ |
|----------------|-----|-----------|----|-----|
| 630080N051618A | 1.8 | 3/4"EKx16 | 10 | 100 |
| 630080N051620A | 2.0 | 3/4"EKx16 | 10 | 100 |
| 630080N051720A | 2.0 | 3/4"EKx17 | 10 | 100 |
| 630080N051820A | 2.0 | 3/4"EKx18 | 10 | 100 |
| 630080N052020A | 2.0 | 3/4"EKx20 | 10 | 100 |



7E00.H4

NICKEL-PLATED EUROCONE ADAPTER FOR COPPER/STEEL PIPE

| CODE | Ø | ◇ | ☐ |
|----------------|-----------|----|-----|
| 7E00H4N051500A | 3/4"EKx15 | 10 | 120 |



6300.80NX

NICKEL-PLATED NUT, OLIVE AND INSERT EUROCONE

| CODE | + | Ø | ◇ | ☐ |
|----------------|-----|-----------|----|-----|
| 630080NX51626A | 2.6 | 3/4"EKx16 | 10 | 100 |
| 630080NX52029A | 2.9 | 3/4"EKx20 | 10 | 100 |

General Fittings Spa accepts no responsibility for any inaccuracies due to printing errors. General Fittings Spa reserves the right to change packaging and product specifications at any time and without notice in order to improve their use. Commercial transitions between buyers and General Fittings Spa are governed by the General Sales Conditions shown on the official website:
www.generalfittings.it



www.generalfittings.it



General Fittings Spa
Via Golgi, 73/75
25064 Cussago (BS) ITALY
T +39 030 3739017 - F +39 030 3739021
info@generalfittings.it
www.generalfittings.it



MKLISTA400IENG-Printed Nov/2023