



AMON

Datasheet SERIE 1N00

Compression fittings with brass olive

Contents

DESCRIPTION	3
ADVANTAGES	3
FIELDS OF APPLICATION	4
COMPONENTS AND MATERIALS	5
REGULATIONS	6
CERTIFICATIONS	6
SUITABLE PIPES	7
PRESCRIBED NUMBER OF TIGHTENING TURNS	8
ASSEMBLY INSTRUCTIONS	10

LINE 1N00**Compression fittings with brass
olive****AMON****DESCRIPTION**

Brass fittings belonging to LINE 1N00 series feature a fully metallic body and are designed according to EN 1254-2 standard.










Threads comply with UNI EN 10226-1 law: "Piping thread for coupling on the thread".

Line 1N00 fittings can be used for the supply and distribution of sanitary hot and cold water and heating and for the distribution of natural gas, both in civil and industrial installations.

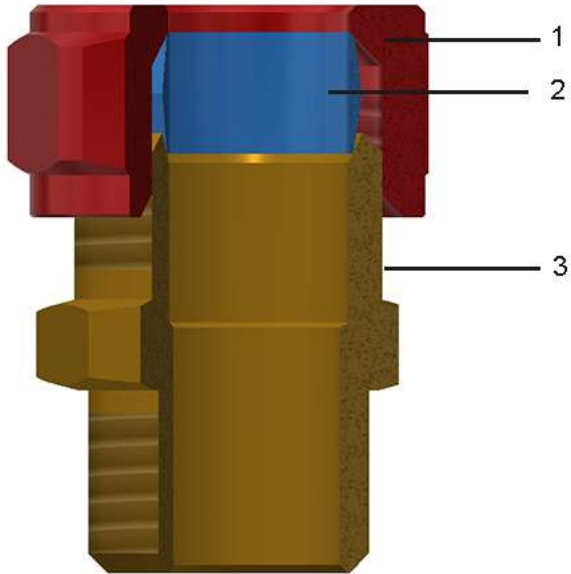
ADVANTAGES




- Suitable for sanitary water, heating, gas, compressed air, solar installations
- Wide range
- Metallic sealing
- Easy to assemble
- Raw materials complying with UBA LIST
- Suitable for drinking water
- Durability
- Guaranteed safety (DVGW, KIWA, WRAS certifications)
- Superior quality nut obtained directly from bar
- Suitable both for copper and inox pipe
- Tin plated version available

FIELDS OF APPLICATION

APPLICATIONS		T. min.	T. max	Max. pressure
	drinking water	-20°C	+120°C	16 bar
	sanitary hot water	-20°C	+120°C	16 bar
	conditioning	-20°C	+120°C	16 bar
	radiators	-20°C	+120°C	16 bar
	irrigation	-20°C	+120°C	16 bar
	gas	-20°C	+70°C	1 bar
	compressed air	-20°C	+30°C	10 bar
	solar	-20°C	+200°C	9 bar
	-20°C: with the use of glycol in a maximum percentage of 50%			

COMPONENTS AND MATERIALS



LEGEND		COMPONENTS	MATERIALS
	1	Nut	Brass CW614N - UNI EN 12164
	2	Olive	Brass CW603N - UNI EN 12164
	3	Body	Brass CW617N/CW612N - UNI EN 12165

REGULATIONS

- UNI EN 1254-2

Fittings comply with UNI EN 1254-2 law: "Plumbing fittings - Fittings with compression ends for use with copper tubes."

- UNI EN 10226-1

Threads comply with UNI EN 10226-1 law: "Piping thread for coupling on the thread".

- D.M. 174 (06/04/2004)

Raw materials used are of high quality and comply with the Ministerial Decree N°174 dated 06/04/2004 concerning the materials and the items used in fixed installations for water collection, treatment and supply.

- UNI-CIG 7129, UNI-CIG 7131, UNI-CIG9860

Fittings are used with methods and prescriptions provided for by the current regulations for gas distribution systems: UNI-CIG 7129 for natural gas, UNI-CIG 7131 for G.P.L. and UNI-CIG 9860 criteria for design, construction, testing. The use of compression fittings with metal ferrule for copper pipes is prescribed by Ministerial Decree April 12, 1996 - published in the G.U. No. 103 of 4 May 1996 - Art. 5.3.2 - paragraph b.

- Comply with 4MS, UBA List (BC group), DIN 50930/6 Dir. 2011/65/UE, 6C attachment III (RhOSII).

- Certified according to the Dutch Standard for gas applications MOP 1 bar and the German standard GW392 - DIN3387.

CERTIFICATIONS

COUNTRY	CERTIFICATION	COUNTRY	CERTIFICATION	COUNTRY	CERTIFICATION
					
					
					
					

SUITABLE PIPES

Copper pipes for sanitary installations complying with EN 1057 standard.

Galvanised steel precision tube in accordance with EN 10305-2 or stainless steel tube conforming to EN 10312.

PRESCRIBED NUMBER OF TIGHTENING TURNS


Diam.	Pipe	N° turns	Tolerance	Tightening
8	Cu R220	1+3/4 giro-turn	+1/4 giro-turn	20 N*m
10	Cu R220	1/2 giro-turn	+1/4 giro-turn	< 20 N*m
10	Cu R250	3/4 giro-turn	+1/4 giro-turn	20 N*m
10	Cu R290	3/4 giro-turn	+1/4 giro-turn	30 N*m
12	Cu R220	3/4 giro-turn	+1/4 giro-turn	25 N*m
12	Cu R250	3/4 giro-turn	+1/4 giro-turn	40 N*m
12	Cu R290	3/4 giro-turn	+1/4 giro-turn	40 N*m
12	Carbon steel	1/2 giro-turn	+1/4 giro-turn	50 N*m
15	Cu R220	3/4 giro-turn	+1/4 giro-turn	28 N*m
15	Cu R250	3/4 giro-turn	+1/4 giro-turn	40 N*m
15	Cu R290	3/4 giro-turn	+1/4 giro-turn	40 N*m
15	Carbon steel	1 giro-turn	+1/4 giro-turn	45 N*m
15	Stainless steel	3/4 giro-turn	+1/4 giro-turn	50 N*m
18	Cu R220	3/4 giro-turn	+1/4 giro-turn	30 N*m
18	Cu R250	3/4 giro-turn	+1/4 giro-turn	45 N*m
18	Cu R290	3/4 giro-turn	+1/4 giro-turn	45 N*m
18	Carbon steel	1+1/4 giro-turn	+1/4 giro-turn	140 N*m
18	Stainless steel	1+1/4 giro-turn	+1/4 giro-turn	140 N*m
22	Cu R220	3/4 giro-turn	+1/4 giro-turn	30 N*m
22	Cu R250	1/2 giro-turn	+1/4 giro-turn	45 N*m
22	Cu R290	1/2 giro-turn	+1/4 giro-turn	60 N*m
22	Carbon steel	1+1/4 giro-turn	+1/4 giro-turn	180 N*m
22	Stainless steel	1+1/4 giro-turn	+1/4 giro-turn	180 N*m
28	Cu R220	1/2 giro-turn	+1/4 giro-turn	40 N*m
28	Cu R290	1/2 giro-turn	+1/4 giro-turn	80 N*m
28	Carbon steel	1+1/4 giro-turn	+1/4 giro-turn	
28	Stainless steel	1+1/4 giro-turn	+1/4 giro-turn	
35	Cu R290	1/2 giro-turn	+1/4 giro-turn	110 N*m
35	Carbon steel	1 giro-turn	/	
35	Stainless steel	1 giro-turn	/	
42	Cu R290	1/2 giro-turn	+1/4 giro-turn	150 N*m
42	Carbon steel	1 giro-turn	/	

Diam.	Pipe	N° turns	Tolerance	Tightening
42	Stainless steel	1 giro-turn	/	
54	Cu R290	1/2 giro-turn	+1/4 giro-turn	190 N*m
54	Carbon steel	1 giro-turn	/	
54	Stainless steel	1 giro-turn	/	

s

ASSEMBLY INSTRUCTIONS

Cut the pipe perpendicularly to its axis using an appropriate pipe-cutting tool [code TT500.00].
Remove possible residual burr.



Insert nut and olive on the pipe.



Insert the pipe in the body until it stops and tighten the nut by hand until allowed.



With an hexagonal wrench, tighten the nut until reaching the number of threads shown in the table (previous page)





GENERAL FITTINGS SPA

Via Golgi 73/75, 25064 Gussago (BS) - ITALY

te. +39 030 3739017

www.generalfittings.it