



ZEFIRO 

Data sheet LINE 7S00

Standard bore ball valves - ISO 228/1

Contents

DESCRIPTION	3
ADVANTAGES	3
FIELDS OF APPLICATION	4
BALL VALVES WITH BUTTERFLY: COMPONENTS AND MATERIALS	5
BALLE VALVES WITH LEVER: COMPONENTS AND MATERIALS	6
AVAILABLE DIMENSIONS	7
CERTIFICATIONS	7
REGULATIONS	7
ASSEMBLY INSTRUCTIONS	8

LINE 7S00**Standard bore ball valves - ISO
228/1****ZEFIRO** **DESCRIPTION**

Standard bore ball valves of LINE 7S00 are suitable for the realization of heating and air conditioning systems, for sanitary and compressed air installations. They can also be used in any type of hydraulic installation (commercial, domestic, industrial and agricultural) and with non-aggressive fluids.









Threads comply with UNI EN ISO 228-1 law: "Piping thread for coupling not with tightness on the thread". Valves have F/F, M/F threads.

They are available with aluminium/steel lever or butterfly.

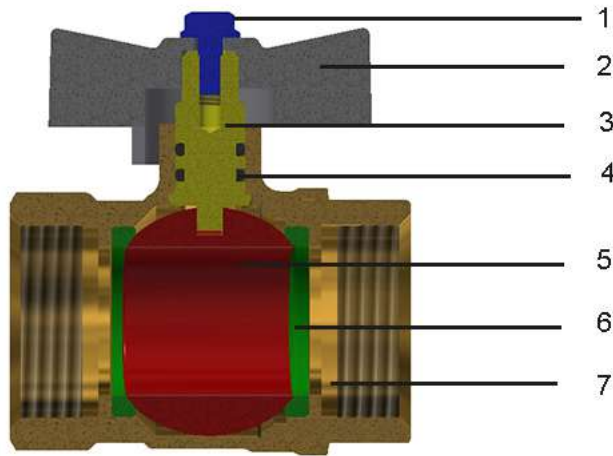
ADVANTAGES








- Available with steel lever or steel butterfly
- Not nickel-plated inside in accordance with European regulations on drinking water
- Raw materials complying with UBA LIST

FIELDS OF APPLICATION

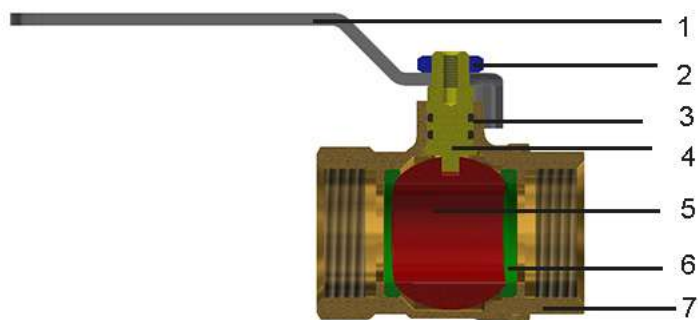
APPLICATIONS		T. min.	T. max	Max. pressure
	drinking water	-20°C	+120°C	PN25-PN30 bar
	hot sanitary water	-20°C	+120°C	PN25-PN30 bar
	cooling	-20°C	+120°C	PN25-PN30 bar
	radiators	-20°C	+120°C	PN25-PN30 bar
	floor heating	-20°C	+120°C	PN25-PN30 bar
	irrigation	-20°C	+120°C	PN25-PN30 bar
	compressed air	-20°C	+120°C	PN25-PN30 bar
	-20°C: only with antifreeze liquid (glycol) in % max of 30%			








BALL VALVES WITH BUTTERFLY: COMPONENTS AND MATERIALS



LEGEND	COMPONENTS	MATERIALS
	1 Screw	CB4F
	2 Butterfly	Coated aluminium
	3 Stem	Brass CW617N - UNI EN 12164
	4 Stem O-Ring	Elastomer for drinking water
	5 Ball	Brass CW617N - UNI EN 12165
	6 Ball seal	PTFE
	7 Body	Brass CW617N - UNI EN 12165

BALLE VALVES WITH LEVER: COMPONENTS AND MATERIALS




LEGEND	COMPONENTS	MATERIALS
	1 Lever	Plastic coated zinc plated steel
	2 Nut	FE ZNB
	3 Stem O-Ring	Elastomer for drinking water
	4 Stem	Brass CW617N - UNI EN 12164
	5 Ball	Brass CW617N - UNI EN 12165
	6 Ball seal	PTFE
	7 Body	Brass CW617N - UNI EN 12165

AVAILABLE DIMENSIONS

Dimensions	PN
1/2"	PN 30
3/4"	PN 30
1"	PN 30
1"1/4	PN 25
1"1/2	PN 25
2"	PN 25

CERTIFICATIONS

COUNTRY	CERTIFICATION	COUNTRY	CERTIFICATION	COUNTRY	CERTIFICATION
					
					
					

REGULATIONS

- UN EN ISO 228-1

Threads complies with UNI EN ISO 228-1:2003 law: "Piping thread for coupling not with tightness on the thread".

- UNI EN 13828

"Ball valves of copper alloys and stainless steel hand operated, for the supply of drinking water in buildings".

- D.M. 174 (06/04/2004)

Raw materials used are of high quality and comply with the Ministerial Decree N°174 dated 06/04/2004 concerning the materials and the items used in fixed installations for water collection, treatment and supply.

- Comply with 4MS, UBA List (BC group), DIN 50930/6 Dir. 2011/65/UE, 6C attachment III (RhOSII).

ASSEMBLY INSTRUCTIONS

1. The valves can be installed in any position, as long as they are visible and easily reachable and the operating lever is free and it can be turned without difficulties into the open and close position.
2. Bi-directional flow.
3. For the ball valve threading couplings to the pipes, please use suitable tapes.
4. The installation have to be planned and realized in order to avoid strain of flexion, torsion or other forces that could damage the valve, obstruct its tightness and its correct operating.
5. The screwing to the pipe have to be done by suitable tools, using valves hexagonal extremities specifically manufactured. The clamping couple have to guarantee the tightness without creaking or damage any part of the valves.
6. Avoid any valves damaging, especially for the components that guarantee the tightness, for operating organs and for mechanical locks and unlocks.
7. Operate periodically the valve with opening and closing cycles.



GENERAL FITTINGS SPA

Via Golgi 73/75, 25064 Gussago (BS) - ITALY

te. +39 030 3739017

www.generalfittings.it